



Fall 2005
International Student and Scholar
Enrollment & Statistical Report

A total of 4831 students from abroad, representing 125 countries and 753 international faculty and staff representing 77 nations, claim Purdue University as their home this fall semester.

The University's total international student enrollment ranks:

- 2nd among all public institutions
- 2nd in the Big Ten
- 3rd in the nation

The international student body comprises 12.5% of the total number of enrolled students. International undergraduate students comprise 6.1% of the total undergraduate body, or 1894 students. A total of 2937 international graduate and professional students represent 37.5% of all students at this level of study.

Engineering (42.9%), Science (15.9%), Management (12.3%), Liberal Arts (8.3%), and Agriculture (6.8%) enroll the highest percentages of students from abroad. Thirty-five countries have 19 or more students represented and all but one of the top ten sending countries are Asian.

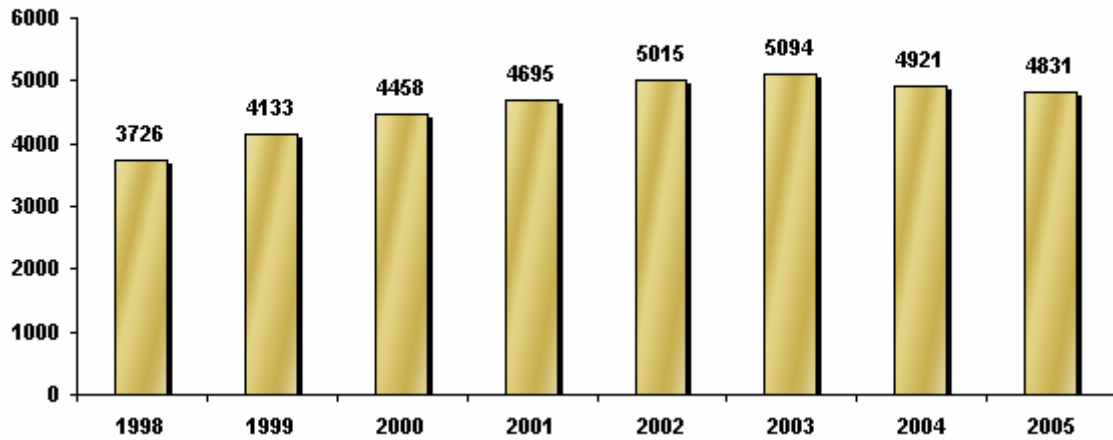
India ranks first (1020) in total enrollment while China (782) is second. South Korea (680), Taiwan (222), Indonesia (221), Malaysia (166), Turkey (117), Canada (96), Pakistan (78), and Japan (73) round out the top ten.

China (141), South Korea (129), India (85), Germany (32), Russia (27), Japan (26), Canada (22), Italy (21), Spain (21), France (20), Taiwan (20), Brazil (16) and United Kingdom (16) are the top ten sending countries for international faculty and staff. The majority of international scholars are in engineering (158), agriculture (132), life sciences (102), and physical sciences (86).

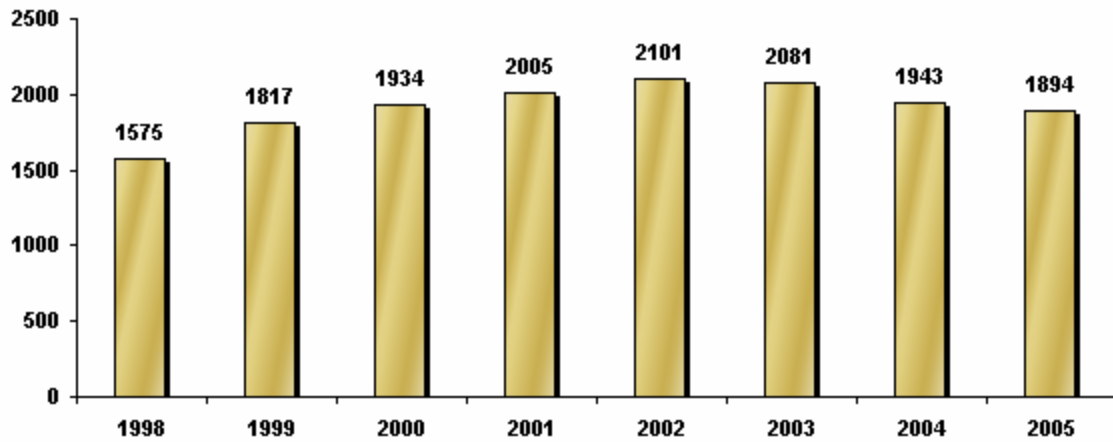
Questions and comments concerning this report should be directed to Dr. Michael A. Brzezinski, Director, International Students and Scholars, 765-494-7084 or mbrzezinski@purdue.edu

International Student Enrollment 1998-2005

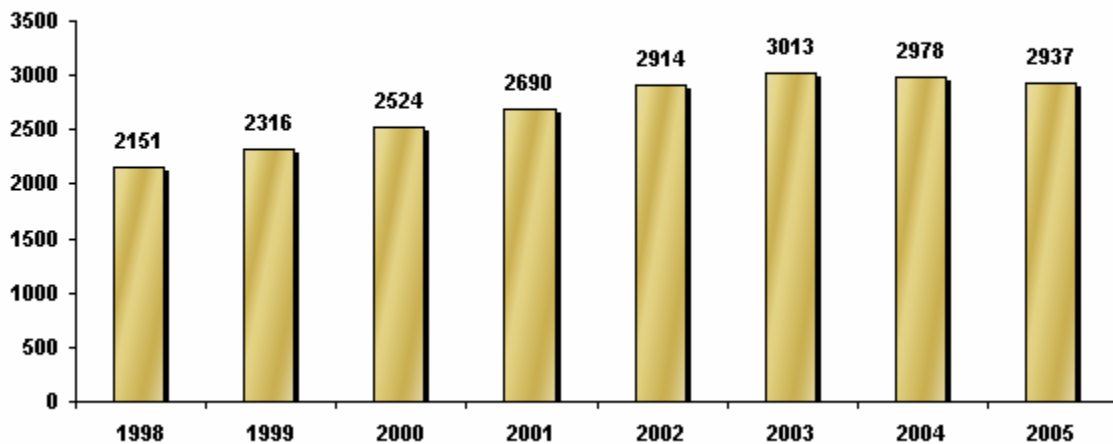
Total Enrollment



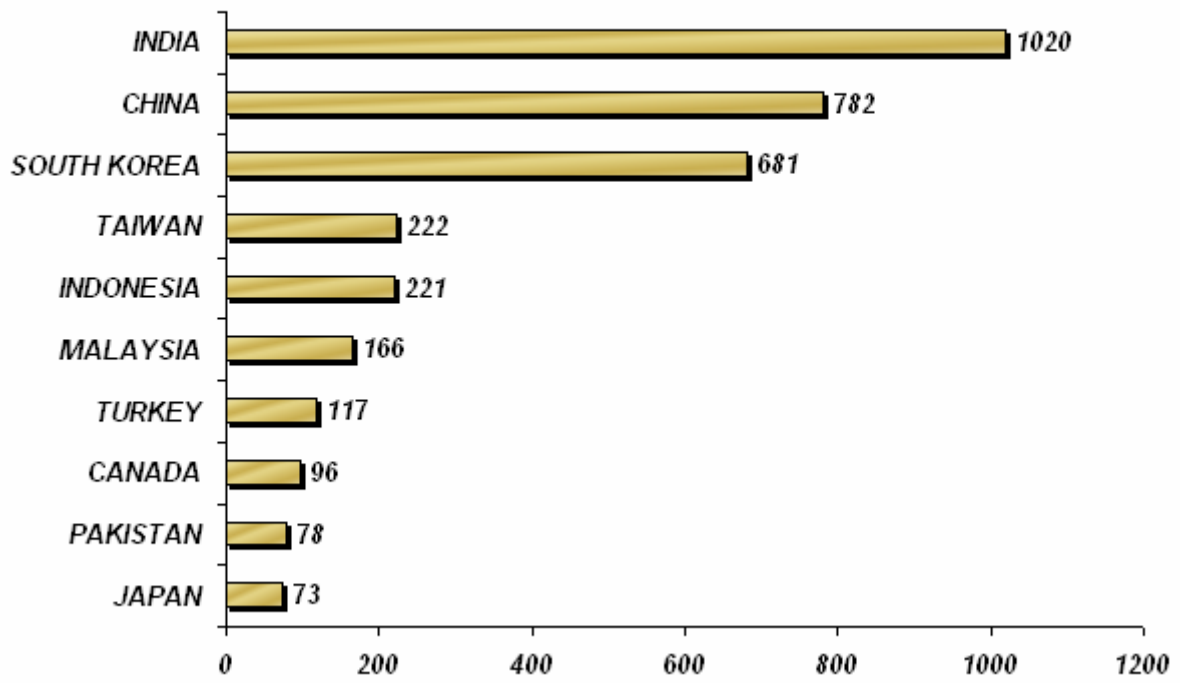
Total Undergraduate Enrollment



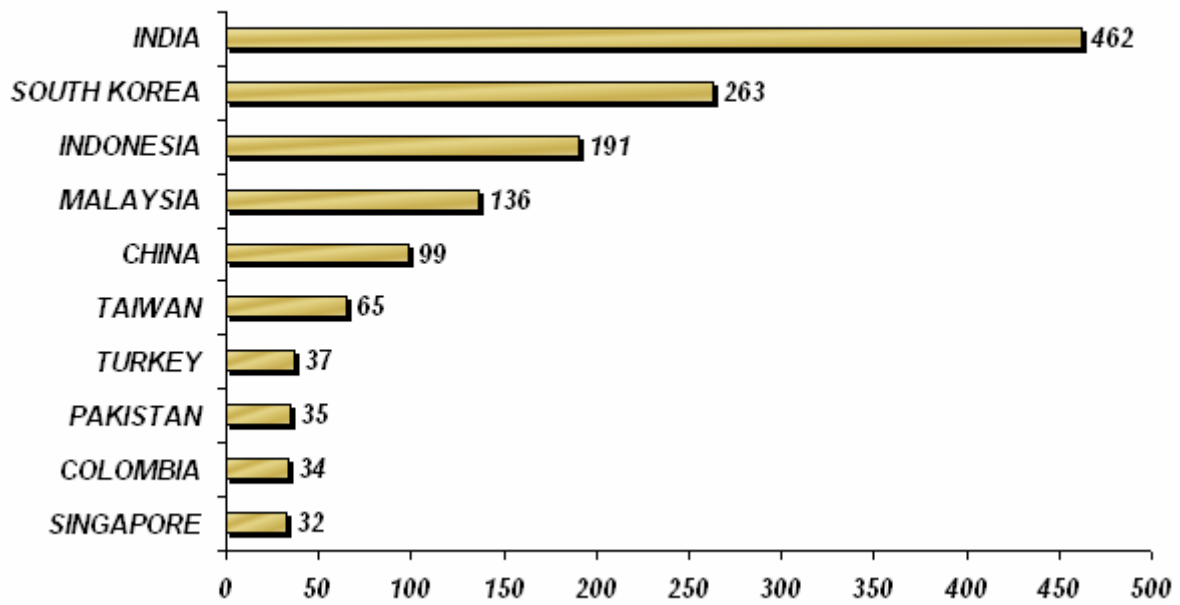
Total Graduate Enrollment



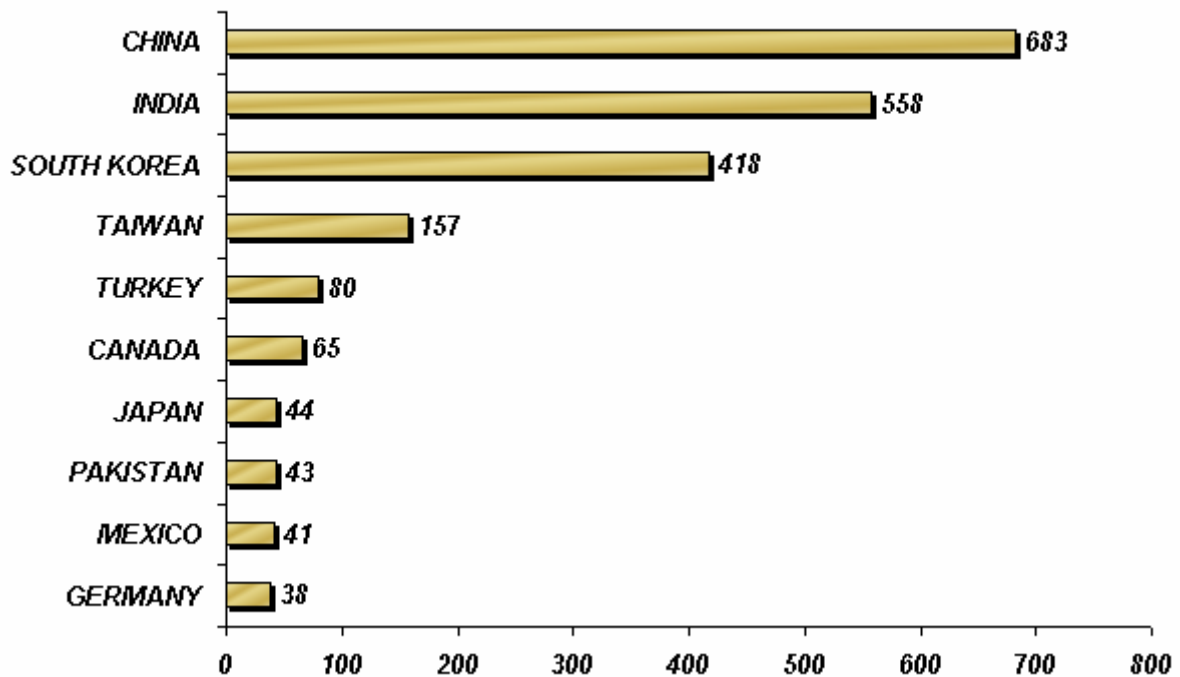
Top Ten by Enrollment



Top Ten by Undergraduate Enrollment



Top Ten by Graduate & Professional Enrollment



Enrollment by Country

Total Enrollment by Country - 125 Countries			
AFGHANISTAN	1	LEBANON	13
ALBANIA	3	LIBERIA	3
ANGOLA	1	LIBYA	1
ARGENTINA	14	MACAU*	4
ARMENIA	2	MACEDONIA	2
AUSTRALIA	25	MALAWI	1
AUSTRIA	4	MALAYSIA	166
BAHRAIN	2	MALDIVES	1
BANGLADESH	39	MALI	1
BELARUS	6	MEXICO	57
BELGIUM	6	MOLDOVA	1
BELIZE	2	MONGOLIA	5
BENIN	1	MOROCCO	4
BOLIVIA	18	MOZAMBIQUE	2
BOSNIA AND HERCEGOVINA	2	NEPAL	13
BOTSWANA	1	NETHERLANDS	22
BRAZIL	31	NEW ZEALAND	5
BULGARIA	11	NICARAGUA	12
BURMA (MYANMAR)	5	NIGER	3
CAMEROON	2	NIGERIA	20
CANADA	96	NORWAY	4
CHILE	11	OMAN	1
CHINA	782	PAKISTAN	78
COLOMBIA	62	PANAMA	24
COSTA RICA	15	PARAGUAY	2
COTE D'IVOIRE	5	PERU	12
CROATIA	5	PHILIPPINES	13
CYPRUS	8	POLAND	21
CZECH REPUBLIC	1	PORTUGAL	3
DEMOCRAT REP OF THE CONGO	1	ROMANIA	28
DENMARK	9	RUSSIA	35
DOMINICA	1	SAINT LUCIA	1
DOMINICAN REPUBLIC	7	SAUDI ARABIA	14
EAST TIMOR	1	SENEGAL	4
ECUADOR	30	SERBIA AND MONTENEGRO	6
EGYPT	24	SIERRA LEONE	1
EL SALVADOR	14	SINGAPORE	49
ERITREA	2	SLOVENIA	1
ETHIOPIA	8	SOUTH AFRICA	6
FINLAND	4	SOUTH KOREA	681
FRANCE	35	SPAIN	23
GEORGIA	2	SRI LANKA	28
GERMANY	63	SURINAME	1
GHANA	12	SWAZILAND	2
GREECE	21	SWEDEN	14
GUATEMALA	22	SWITZERLAND	6
GUYANA	1	SYRIA	1
HAITI	2	TAIWAN	222
HONDURAS	8	TANZANIA	2
HONG KONG*	42	THAILAND	60
HUNGARY	6	TOGO	1
ICELAND	1	TRINIDAD AND TOBAGO	11
INDIA	1020	TURKEY	117
INDONESIA	221	TURKS AND CAICOS ISLANDS	1
IRAN	16	UKRAINE	17
IRELAND	13	UNITED ARAB EMIRATES	15
ISRAEL	3	UNITED KINGDOM	37
ITALY	14	URUGUAY	1
JAMAICA	14	UZBEKISTAN	1
JAPAN	73	VENEZUELA	10
JORDAN	19	VIETNAM	8
KAZAKHSTAN	2	ZAMBIA	5
KENYA	16	ZIMBABWE	5
KUWAIT	35		
Total			4831

* Hong Kong and Macau are Special Administrative Regions (SAR) of the People's Republic of China and are not counted as countries, but are listed separately.

Undergraduate Enrollment by Country			
ALBANIA	1	LIBERIA	1
AUSTRALIA	16	LIBYA	1
AUSTRIA	1	MACAU*	1
BAHRAIN	1	MALAYSIA	136
BANGLADESH	11	MEXICO	16
BELGIUM	1	MOROCCO	2
BELIZE	2	NEPAL	4
BOLIVIA	9	NETHERLANDS	6
BOTSWANA	1	NEW ZEALAND	3
BRAZIL	6	NICARAGUA	10
BURMA (MYANMAR)	3	NIGER	1
CANADA	31	NIGERIA	5
CHILE	3	NORWAY	3
CHINA	99	PAKISTAN	35
COLOMBIA	34	PANAMA	18
COSTA RICA	10	PARAGUAY	1
COTE D'IVOIRE	2	PERU	5
CROATIA	2	PHILIPPINES	5
CYPRUS	3	POLAND	5
DENMARK	6	RUSSIA	6
DOMINICAN REPUBLIC	4	SAUDI ARABIA	12
EAST TIMOR	1	SENEGAL	1
ECUADOR	18	SERBIA AND MONTENEGRO	1
EGYPT	1	SINGAPORE	32
EL SALVADOR	12	SOUTH AFRICA	2
ETHIOPIA	1	SOUTH KOREA	263
FINLAND	2	SPAIN	8
FRANCE	8	SRI LANKA	8
GERMANY	25	SURINAME	1
GHANA	1	SWAZILAND	1
GREECE	2	SWEDEN	8
GUATEMALA	15	SWITZERLAND	4
HAITI	1	SYRIA	1
HONDURAS	5	TAIWAN	65
HONG KONG*	28	TANZANIA	1
INDIA	462	THAILAND	27
INDONESIA	191	TRINIDAD AND TOBAGO	1
IRAN	3	TURKEY	37
IRELAND	9	TURKS AND CAICOS ISLANDS	1
ITALY	1	UKRAINE	1
JAMAICA	1	UNITED ARAB EMIRATES	10
JAPAN	29	UNITED KINGDOM	22
JORDAN	6	VENEZUELA	6
KAZAKHSTAN	1	VIETNAM	1
KENYA	8	ZAMBIA	2
KUWAIT	30	ZIMBABWE	2
LEBANON	5		
Total			1894

* Hong Kong and Macau are Special Administrative Regions (SAR) of the People's Republic of China and are not counted as countries, but are listed separately.

Graduate & Professional Enrollment by Country			
AFGHANISTAN	1	KUWAIT	5
ALBANIA	2	LEBANON	8
ANGOLA	1	LIBERIA	2
ARGENTINA	14	MACAU*	3
ARMENIA	2	MACEDONIA	2
AUSTRALIA	9	MALAWI	1
AUSTRIA	3	MALAYSIA	30
BAHRAIN	1	MALDIVES	1
BANGLADESH	28	MALI	1
BELARUS	6	MEXICO	41
BELGIUM	5	MOLDOVA	1
BENIN	1	MONGOLIA	5
BOLIVIA	9	MOROCCO	2
BOSNIA AND HERCEGOVINA	2	MOZAMBIQUE	2
BRAZIL	25	NEPAL	9
BULGARIA	11	NETHERLANDS	16
BURMA (MYANMAR)	2	NEW ZEALAND	2
CAMEROON	2	NICARAGUA	2
CANADA	65	NIGER	2
CHILE	8	NIGERIA	15
CHINA	683	NORWAY	1
COLOMBIA	28	OMAN	1
COSTA RICA	5	PAKISTAN	43
COTE D'IVOIRE	3	PANAMA	6
CROATIA	3	PARAGUAY	1
CYPRUS	5	PERU	7
CZECH REPUBLIC	1	PHILIPPINES	8
DEMOCRAT REP OF THE CONGO	1	POLAND	16
DENMARK	3	PORTUGAL	3
DOMINICA	1	ROMANIA	28
DOMINICAN REPUBLIC	3	RUSSIA	29
ECUADOR	12	SAINT LUCIA	1
EGYPT	23	SAUDI ARABIA	2
EL SALVADOR	2	SENEGAL	3
ERITREA	2	SERBIA AND MONTENEGRO	5
ETHIOPIA	7	SIERRA LEONE	1
FINLAND	2	SINGAPORE	17
FRANCE	27	SLOVENIA	1
GEORGIA	2	SOUTH AFRICA	4
GERMANY	38	SOUTH KOREA	418
GHANA	11	SPAIN	15
GREECE	19	SRI LANKA	20
GUATEMALA	7	SWAZILAND	1
GUYANA	1	SWEDEN	6
HAITI	1	SWITZERLAND	2
HONDURAS	3	TAIWAN	157
HONG KONG*	14	TANZANIA	1
HUNGARY	6	THAILAND	33
ICELAND	1	TOGO	1
INDIA	558	TRINIDAD AND TOBAGO	10
INDONESIA	30	TURKEY	80
IRAN	13	UKRAINE	16
IRELAND	4	UNITED ARAB EMIRATES	5
ISRAEL	3	UNITED KINGDOM	15
ITALY	13	URUGUAY	1
JAMAICA	13	UZBEKISTAN	1
JAPAN	44	VENEZUELA	4
JORDAN	13	VIETNAM	7
KAZAKHSTAN	1	ZAMBIA	3
KENYA	8	ZIMBABWE	3
Total			2937

* Hong Kong and Macau are Special Administrative Regions (SAR) of the People's Republic of China and are not counted as countries, but are listed separately.

New International Student Enrollment by Country

New International Student Enrollment by Country			
AFGHANISTAN	1	KUWAIT	2
ARGENTINA	1	LEBANON	4
AUSTRALIA	11	LIBYA	1
BAHRAIN	2	MACEDONIA	1
BANGLADESH	7	MALAYSIA	27
BELARUS	2	MALI	1
BELGIUM	2	MEXICO	13
BENIN	1	NEPAL	5
BOLIVIA	4	NETHERLANDS	4
BRAZIL	7	NEW ZEALAND	3
BULGARIA	8	NICARAGUA	4
CAMEROON	2	NIGERIA	5
CANADA	26	NORWAY	2
CHILE	1	PAKISTAN	18
CHINA	166	PANAMA	6
COLOMBIA	14	PARAGUAY	1
COSTA RICA	3	PERU	2
COTE D'IVOIRE	3	PHILIPPINES	5
DENMARK	6	POLAND	7
DOMINICAN REPUBLIC	1	ROMANIA	4
ECUADOR	6	RUSSIA	9
EGYPT	5	SAUDI ARABIA	6
EL SALVADOR	2	SENEGAL	2
ETHIOPIA	2	SINGAPORE	11
FINLAND	3	SOUTH AFRICA	2
FRANCE	11	SOUTH KOREA	199
GEORGIA	2	SPAIN	6
GERMANY	43	SRI LANKA	6
GHANA	4	SWAZILAND	1
GREECE	6	SWEDEN	8
GUATEMALA	1	SWITZERLAND	5
GUYANA	1	TAIWAN	59
HONDURAS	5	THAILAND	13
HONG KONG*	10	TOGO	1
INDIA	251	TRINIDAD AND TOBAGO	4
INDONESIA	45	TURKEY	19
IRAN	3	TURKS AND CAICOS ISLANDS	1
IRELAND	9	UKRAINE	5
ISRAEL	2	UNITED ARAB EMIRATES	7
ITALY	1	UNITED KINGDOM	19
JAMAICA	5	VENEZUELA	2
JAPAN	22	VIETNAM	7
JORDAN	5	ZAMBIA	1
KENYA	5		
Total			

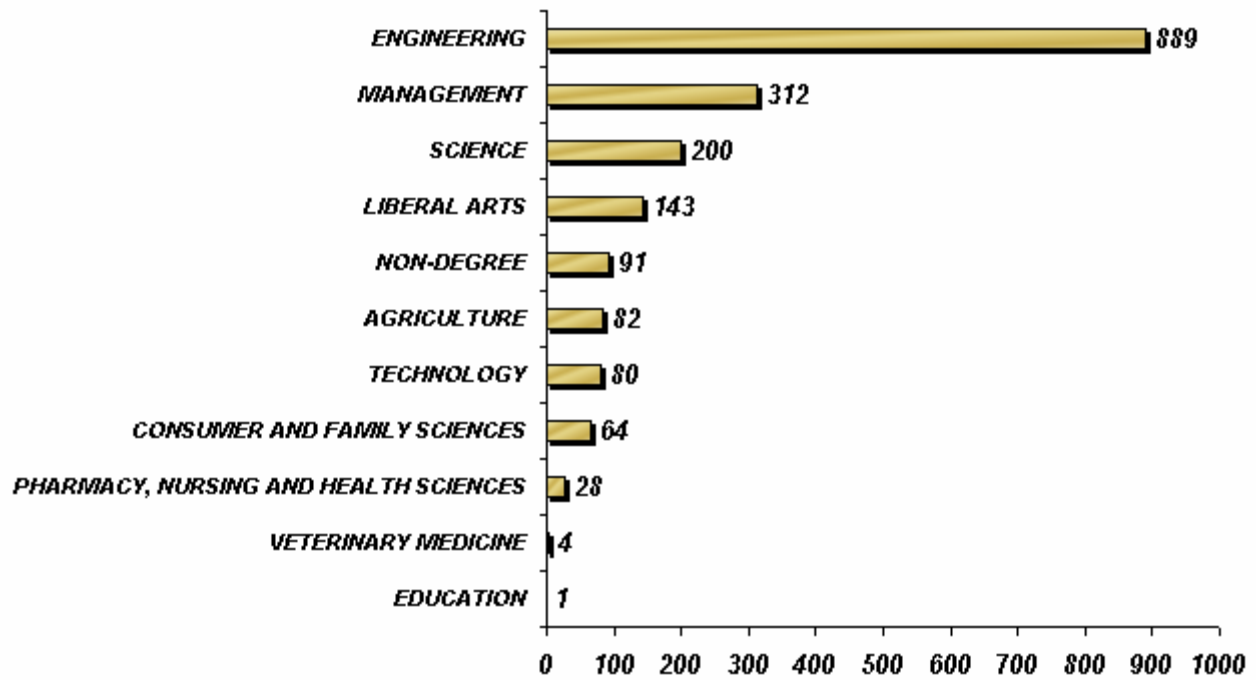
* Hong Kong and Macau are Special Administrative Regions (SAR) of the People's Republic of China and are not counted as countries, but are listed separately.

Enrollment by Curricula

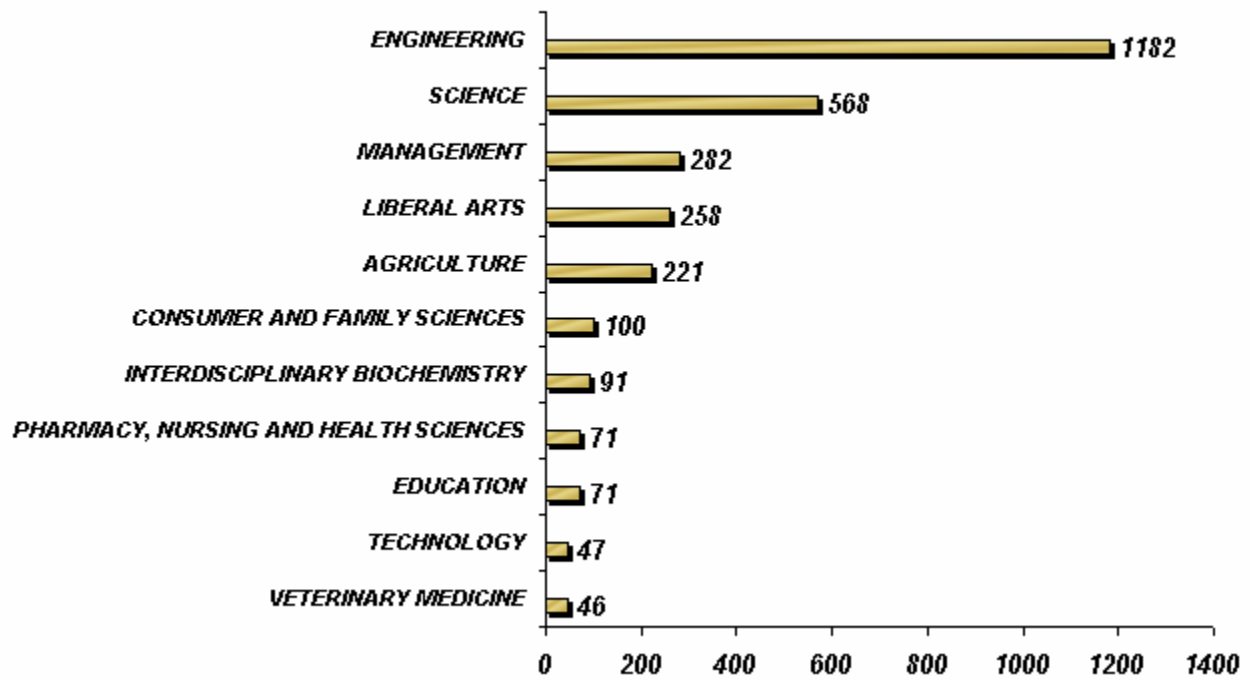
	UNDERGRADUATE	GRADUATE	PROFESSIONAL	Total
AGRICULTURE	82	221	-	303
CONSUMER AND FAMILY SCIENCES	64	100	-	164
EDUCATION	1	71	-	72
ENGINEERING	889	1182	-	2071
INTERDISCIPLINARY BIOCHEMISTRY	-	91	-	91
LIBERAL ARTS	143	258	-	401
MANAGEMENT	312	282	-	594
NON-DEGREE	91	-	-	91
PHARMACY, NURSING AND HEALTH SCIENCES	28	55	16	99
SCIENCE	200	568	-	768
TECHNOLOGY	80	47	-	127
VETERINARY MEDICINE	4	44	2	50
Total	1894	2919	18	4831

Enrollment by Curricula

Total Undergraduate Enrollment by Curricula



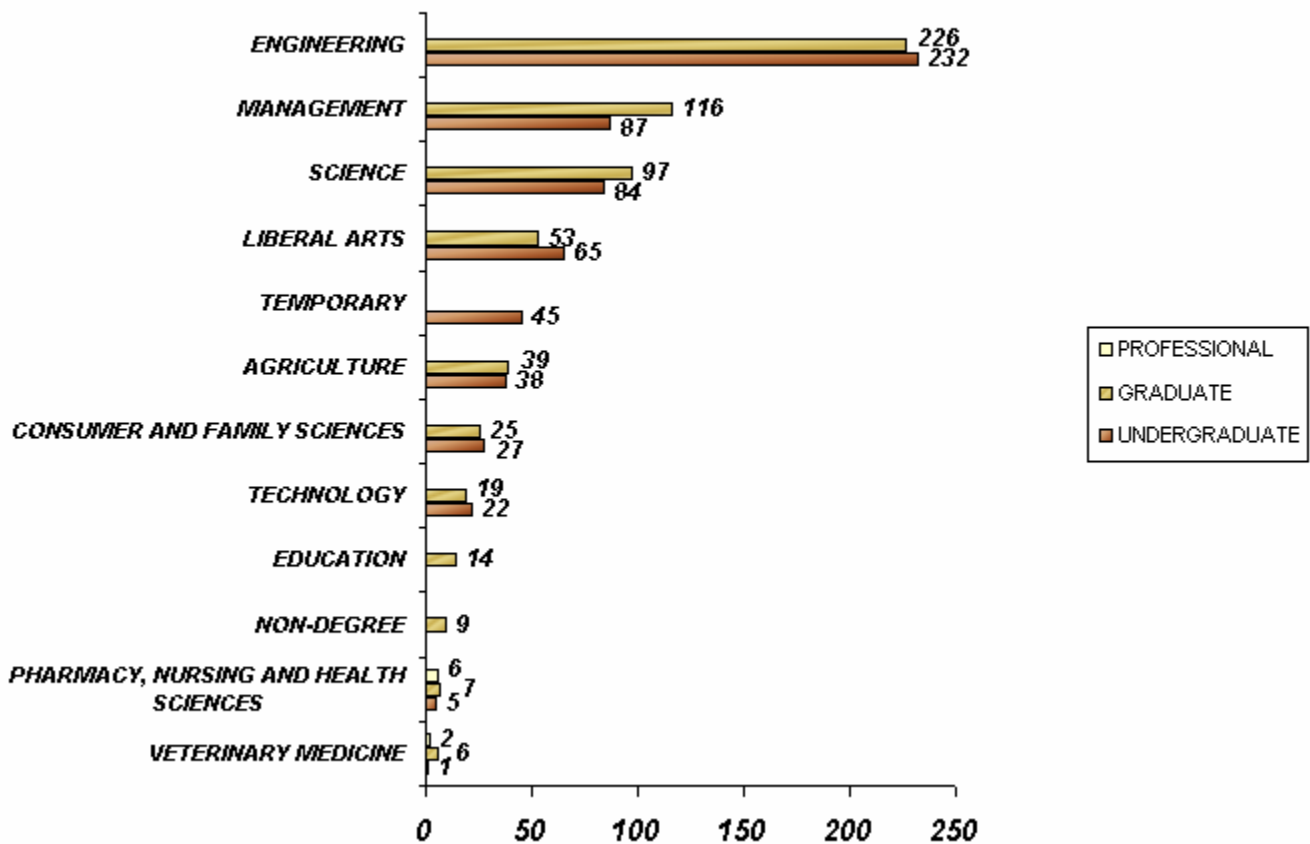
Total Graduate & Professional Enrollment by Curricula



New International Student Enrollment by Curricula

School	Undergraduate	Graduate	Professional	Total
AGRICULTURE	38	39	-	77
CONSUMER & FAMILY SCIENCES	27	25	-	52
EDUCATION	-	14	-	14
ENGINEERING	232	226	-	458
INTERDISCIPLINARY BIOCHEMISTRY	-	9	-	
LIBERAL ARTS	65	53	-	118
MANAGEMENT	87	116	-	203
NON-DEGREE	45	-	-	
PHARMACY, NURSING & HEALTH SCIENCES	5	7	6	18
SCIENCE	84	97	-	181
TECHNOLOGY	22	19	-	41
VETERINARY MEDICINE	1	6	2	9
Total	606	611	8	1225

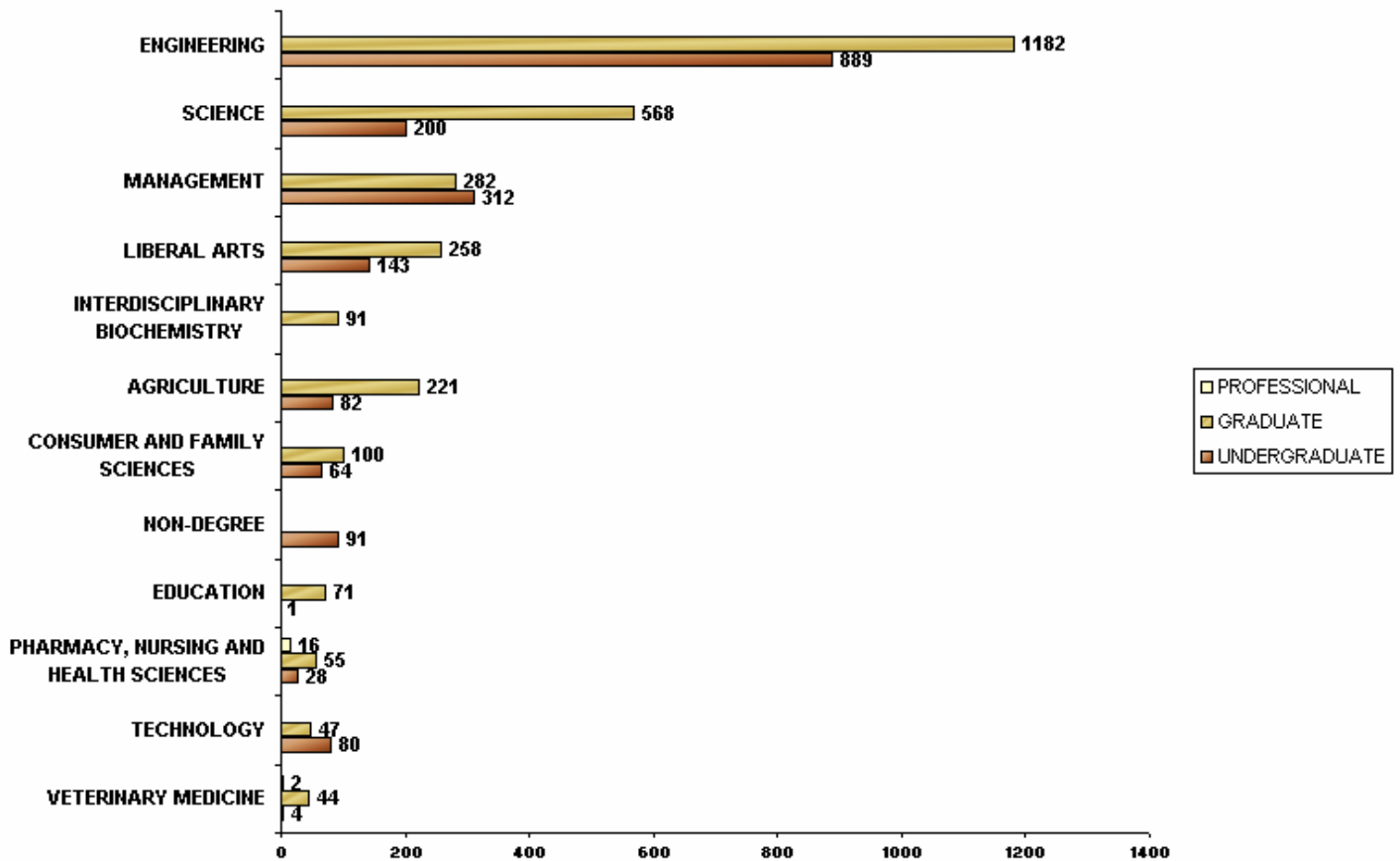
New International Student Enrollment by Curricula



Total Enrollment by School

	UNDERGRADUATE	GRADUATE	PROFESSIONAL	Total
AGRICULTURE	82	221	-	303
CONSUMER AND FAMILY SCIENCES	64	100	-	164
EDUCATION	1	71	-	72
ENGINEERING	889	1182	-	2071
INTERDISCIPLINARY BIOCHEMISTRY	-	91	-	91
LIBERAL ARTS	143	258	-	401
MANAGEMENT	312	282	-	594
NON-DEGREE	91	-	-	91
PHARMACY, NURSING AND HEALTH SCIENCES	28	55	16	99
SCIENCE	200	568	-	768
TECHNOLOGY	80	47	-	127
VETERINARY MEDICINE	4	44	2	50
Total	1894	2919	18	4831

Enrollment by School





AGRICULTURE

	Undergraduate	Graduate	Professional	Total
ARGENTINA		3		3
AUSTRALIA		1		1
BANGLADESH		2		2
BELARUS		1		1
BENIN		1		1
BOLIVIA		1		1
BRAZIL		4		4
CANADA	1	14		15
CHINA	7	41		48
COLOMBIA	2	3		5
COSTA RICA		1		1
COTE D'IVOIRE		1		1
DEMOCRAT REP OF THE CONGO		1		1
DENMARK	4			4
ECUADOR		7		7
EGYPT		3		3
EL SALVADOR		1		1
ERITREA		1		1
ETHIOPIA		3		3
FRANCE		2		2
GEORGIA		1		1
GERMANY	2	3		5
GHANA		4		4
GREECE		2		2
GUATEMALA	4	5		9
HAITI		1		1
HONDURAS		2		2
HONG KONG	1			1
INDIA	5	36		41
INDONESIA	21	3		24
IRAN	1			1
IRELAND	5	2		7
ITALY		1		1
JAMAICA		3		3
JAPAN	5	3		8
JORDAN		2		2
KENYA		2		2
MALAYSIA	1			1
MEXICO	1			1
MONGOLIA		1		1
MOZAMBIQUE		2		2
NEPAL		4		4
NICARAGUA	2	2		4



AGRICULTURE, CONTINUED

	Undergraduate	Graduate	Professional	Total
NIGER		2		2
NIGERIA		4		4
PAKISTAN		2		2
PANAMA	2	1		3
PARAGUAY		1		1
ROMANIA		3		3
RUSSIA		2		2
SENEGAL		1		1
SOUTH KOREA	4	18		22
SWAZILAND	1			1
SWEDEN	5	2		7
TAIWAN	1	3		4
TANZANIA		1		1
THAILAND	1	2		3
TURKEY	1	3		4
UKRAINE	1			1
UNITED KINGDOM	3	1		4
URUGUAY		1		1
VENEZUELA		1		1
VIETNAM		1		1
ZAMBIA		1		1
ZIMBABWE	1	1		2
Total	82	221		303



CONSUMER and FAMILY SCIENCES

	Undergraduate	Graduate	Professional	Total
AUSTRALIA	1			1
CANADA	1	3		4
CHINA	4	32		36
COLOMBIA		1		1
CROATIA	1			1
ECUADOR	2			2
EL SALVADOR		1		1
GREECE	1			1
HONDURAS	1			1
HONG KONG	3			3
INDIA	6	7		13
INDONESIA	2	1		3
IRAN	1			1
IRELAND	4			4
JAMAICA		1		1
JAPAN	1			1
KUWAIT	3			3
LEBANON	1			1
LIBERIA	1			1
MALAYSIA	2			2
MEXICO		3		3
NORWAY	1			1
PERU	1			1
PHILIPPINES		1		1
POLAND	1	2		3
ROMANIA		1		1
RUSSIA	1	1		2
SENEGAL	1			1
SINGAPORE	2			2
SOUTH KOREA	15	28		43
SRI LANKA		1		1
SWEDEN	2			2
TAIWAN	2	9		11
THAILAND		1		1
TOGO		1		1
TRINIDAD AND TOBAGO	1			1
TURKEY	1	3		4
UKRAINE		1		1
UNITED KINGDOM	1	1		2
ZIMBABWE		1		1
Total	64	100		164



<i>EDUCATION</i>				
	Undergraduate	Graduate	Professional	Total
BRAZIL		2		2
CANADA		1		1
CHINA		15		15
CYPRUS		2		2
DOMINICAN REPUBLIC		1		1
GERMANY		1		1
GHANA		1		1
GREECE		1		1
HONDURAS		1		1
HONG KONG		1		1
INDIA	1	1		2
INDONESIA		1		1
ISRAEL		1		1
JAMAICA		2		2
JAPAN		1		1
MACAU		1		1
MALDIVES		1		1
MONGOLIA		1		1
MOROCCO		1		1
NIGERIA		1		1
RUSSIA		2		2
SIERRA LEONE		1		1
SINGAPORE		1		1
SOUTH KOREA		17		17
SRI LANKA		1		1
TAIWAN		7		7
TURKEY		3		3
UKRAINE		1		1
VENEZUELA		1		1
Total	1	71		72



ENGINEERING				
	Undergraduate	Graduate	Professional	Total
AFGHANISTAN		1		1
ALBANIA	1	1		2
ANGOLA		1		1
ARGENTINA		4		4
AUSTRALIA	7	4		11
AUSTRIA	1	2		3
BAHRAIN		1		1
BANGLADESH	6	14		20
BELGIUM	1	1		2
BELIZE	1			1
BOLIVIA	1	3		4
BOSNIA AND HERCEGOVINA		2		2
BRAZIL	3	6		9
BURMA (MYANMAR)	2	1		3
CAMEROON		1		1
CANADA	4	29		33
CHILE		4		4
CHINA	17	214		231
COLOMBIA	14	14		28
COSTA RICA	5	1		6
COTE D'IVOIRE	1	2		3
CYPRUS	3	1		4
DENMARK		1		1
DOMINICA		1		1
DOMINICAN REPUBLIC		2		2
ECUADOR	7			7
EGYPT	1	4		5
EL SALVADOR	5			5
ETHIOPIA		1		1
FRANCE	4	7		11
GERMANY	18	7		25
GHANA	1	1		2
GREECE	1	11		12
GUATEMALA	5			5
HONDURAS	4			4
HONG KONG	13	7		20
ICELAND		1		1
INDIA	291	295		586
INDONESIA	98	23		121
IRAN	1	8		9
ISRAEL		1		1
ITALY	1	3		4
JAMAICA		2		2
JAPAN	10	7		17
JORDAN	3	7		10
KAZAKHSTAN	1			1
KENYA	4	1		5
KUWAIT	9	4		13
LEBANON	4	6		10
LIBYA	1			1
MACAU		1		1
MACEDONIA		1		1



ENGINEERING, CONTINUED

	Undergraduate	Graduate	Professional	Total
MALAYSIA	96	23		119
MEXICO	8	33		41
NEPAL	1	1		2
NETHERLANDS	1			1
NEW ZEALAND	1			1
NICARAGUA	6			6
NIGERIA	3	5		8
NORWAY	1			1
PAKISTAN	20	34		54
PANAMA	13	4		17
PERU	1	2		3
PHILIPPINES	1	2		3
POLAND		6		6
RUSSIA		3		3
SAINT LUCIA		1		1
SAUDI ARABIA	8	1		9
SENEGAL		1		1
SERBIA AND MONTENEGRO	1	1		2
SINGAPORE	21	11		32
SOUTH AFRICA	1	1		2
SOUTH KOREA	72	203		275
SPAIN	2	6		8
SRI LANKA	3	6		9
SURINAME	1			1
SWITZERLAND	1	1		2
SYRIA	1			1
TAIWAN	19	75		94
THAILAND	13	16		29
TRINIDAD AND TOBAGO		1		1
TURKEY	25	26		51
TURKS AND CAICOS ISLANDS	1			1
UKRAINE		1		1
UNITED ARAB EMIRATES	8	3		11
UNITED KINGDOM	5			5
VENEZUELA	4			4
VIETNAM		4		4
ZAMBIA	2	1		3
ZIMBABWE		1		1
Total	889	1182		2071




LIBERAL ARTS				
	Undergraduate	Graduate	Professional	Total
ALBANIA		1		1
ARGENTINA		4		4
AUSTRALIA	3			3
AUSTRIA		1		1
BANGLADESH	1	1		2
BELARUS		2		2
BOLIVIA	1	2		3
BRAZIL		5		5
BULGARIA		1		1
CANADA	6	9		15
CHILE		2		2
CHINA	8	45		53
COLOMBIA	3	4		7
COSTA RICA	1	1		2
CROATIA		2		2
DOMINICAN REPUBLIC	2			2
EGYPT		2		2
EL SALVADOR	1			1
ETHIOPIA		1		1
FINLAND	2	1		3
FRANCE	2	7		9
GERMANY		3		3
GHANA		2		2
GREECE		1		1
GUATEMALA	1			1
HAITI	1			1
HONG KONG	2	1		3
INDIA	22	27		49
INDONESIA	6			6
IRELAND		1		1
ITALY		2		2
JAMAICA		1		1
JAPAN	2	18		20
JORDAN		1		1
KENYA	1	2		3
KUWAIT	1	1		2
LEBANON		1		1
MACAU	1			1
MACEDONIA		1		1
MALAYSIA	4	1		5
MEXICO	1	3		4
MOROCCO		1		1
NEPAL	1	1		2
NETHERLANDS	3			3
NEW ZEALAND	1	1		2
NIGERIA		2		2




LIBERAL ARTS, CONTINUED

	Undergraduate	Graduate	Professional	Total
PAKISTAN	1	2		3
PARAGUAY	1			1
PERU		1		1
PHILIPPINES	2			2
PORTUGAL		3		3
ROMANIA		6		6
RUSSIA	1	9		10
SENEGAL		1		1
SERBIA AND MONTENEGRO		3		3
SINGAPORE	2	1		3
SOUTH KOREA	35	34		69
SPAIN	1	6		7
SWITZERLAND		1		1
TAIWAN	10	8		18
THAILAND	5			5
TRINIDAD AND TOBAGO		3		3
TURKEY		10		10
UKRAINE		3		3
UNITED ARAB EMIRATES		2		2
UNITED KINGDOM	7	2		9
UZBEKISTAN		1		1
ZIMBABWE	1			1
Total	143	258		401



MANAGEMENT				
	Undergraduate	Graduate	Professional	Total
ARGENTINA		1		1
ARMENIA		1		1
AUSTRALIA	1	1		2
BANGLADESH	3	2		5
BELGIUM		3		3
BOLIVIA	7	3		10
BRAZIL	3	3		6
BULGARIA		6		6
CANADA	10	5		15
CHILE	1	2		3
CHINA	16	47		63
COLOMBIA	11	1		12
COSTA RICA	2			2
COTE D'IVOIRE	1			1
CZECH REPUBLIC		1		1
DENMARK	2			2
DOMINICAN REPUBLIC	1			1
ECUADOR	2			2
EL SALVADOR	4			4
ERITREA		1		1
ETHIOPIA	1			1
FINLAND		1		1
FRANCE		3		3
GEORGIA		1		1
GERMANY	2	21		23
GHANA		1		1
GREECE		1		1
GUATEMALA	5			5
HONG KONG	4	1		5
HUNGARY		3		3
INDIA	68	49		117
INDONESIA	23			23
IRAN		1		1
IRELAND		1		1
ITALY		4		4
JAPAN	6	8		14
JORDAN	3			3
KAZAKHSTAN		1		1
KENYA		1		1
KUWAIT	16			16
MALAYSIA	6	2		8
MEXICO	3	1		4
MOROCCO	1			1
NEPAL	2			2
NETHERLANDS	2	15		17
NEW ZEALAND	1			1
NICARAGUA	2			2



MANAGEMENT, CONTINUED

	Undergraduate	Graduate	Professional	Total
NORWAY		1		1
OMAN		1		1
PAKISTAN	10			10
PANAMA	2			2
PERU	3	1		4
PHILIPPINES		1		1
ROMANIA		3		3
RUSSIA	2	3		5
SAUDI ARABIA	2			2
SINGAPORE	3	1		4
SLOVENIA		1		1
SOUTH KOREA	48	33		81
SPAIN	4			4
SRI LANKA	2	1		3
SWEDEN	1			1
SWITZERLAND	2			2
TAIWAN	15	22		37
THAILAND	3	3		6
TURKEY	2	13		15
UKRAINE		5		5
UNITED ARAB EMIRATES	1			1
UNITED KINGDOM	1	1		2
VENEZUELA	1			1
VIETNAM	1			1
TOTAL	312	282		594



<i>NON-DEGREE</i>				
	Undergraduate	Graduate	Professional	Total
CANADA	2			2
CHILE	1			1
CHINA	24			24
COSTA RICA	1			1
DOMINICAN REPUBLIC	1			1
EAST TIMOR	1			1
ECUADOR	3			3
HONG KONG	2			2
INDIA	8			8
INDONESIA	7			7
JAPAN	1			1
MALAYSIA	1			1
MEXICO	2			2
PAKISTAN	1			1
POLAND	4			4
SINGAPORE	1			1
SOUTH KOREA	27			27
TAIWAN	2			2
TURKEY	2			2
Total	91			91



PHARMACY, NURSING, AND HEALTH SCIENCES

	Undergraduate	Graduate	Professional	Total
BANGLADESH			1	1
BELARUS		1		1
BELIZE	1			1
CANADA		1	1	2
CHINA	6	22	1	29
COLOMBIA			1	1
ECUADOR		1		1
EGYPT		2		2
GHANA			1	1
HONG KONG	1		1	2
INDIA	7	12	3	22
INDONESIA	1	1		2
JAMAICA		2		2
JAPAN		1		1
KENYA			1	1
MACAU			1	1
MALAWI			1	1
MALAYSIA		1		1
NIGERIA	1	1	1	3
PHILIPPINES	1			1
SAUDI ARABIA			1	1
SOUTH KOREA	9	4	2	15
SWEDEN		1		1
TAIWAN	1	2		3
THAILAND		3		3
Total	28	55	16	99



School of Science

SCIENCE				
	Undergraduate	Graduate	Professional	Total
ARGENTINA		2		2
ARMENIA		1		1
BAHRAIN	1			1
BANGLADESH	1	6		7
BELARUS		2		2
BELGIUM		1		1
BOTSWANA	1			1
BRAZIL		3		3
BULGARIA		3		3
BURMA (MYANMAR)	1	1		2
CAMEROON		1		1
CANADA	2	1		3
CHINA	14	220		234
COLOMBIA	1	2		3
COSTA RICA	1	2		3
CROATIA		1		1
CYPRUS		2		2
DENMARK		2		2
ECUADOR	2	3		5
EGYPT		10		10
ETHIOPIA		1		1
FRANCE	1	6		7
GERMANY	2	3		5
GHANA		1		1
GREECE		3		3
GUATEMALA		2		2
HONG KONG	2	3		5
HUNGARY		3		3
INDIA	38	88		126
INDONESIA	23	1		24
IRAN		4		4
ITALY		3		3
JAMAICA	1	1		2
JAPAN	3	5		8
KENYA	2	1		3
KUWAIT	1			1
LEBANON		1		1
LIBERIA		2		2
MALAYSIA	20	1		21
MEXICO		1		1
MOLDOVA		1		1
MONGOLIA		2		2
MOROCCO	1			1
NEPAL		2		2
NETHERLANDS		1		1
NIGER	1			1



School of Science

<i>SCIENCE, CONTINUED</i>				
	Undergraduate	Graduate	Professional	Total
PAKISTAN	2	4		6
PANAMA	1			1
PERU		3		3
PHILIPPINES		2		2
POLAND		6		6
ROMANIA		12		12
RUSSIA	2	9		11
SAUDI ARABIA	2			2
SERBIA AND MONTENEGRO		1		1
SINGAPORE	1	2		3
SOUTH AFRICA	1	3		4
SOUTH KOREA	45	59		104
SPAIN	1	3		4
SRI LANKA	2	11		13
SWAZILAND		1		1
SWEDEN		1		1
TAIWAN	10	14		24
THAILAND	2	2		4
TRINIDAD AND TOBAGO		4		4
TURKEY	5	18		23
UKRAINE		4		4
UNITED KINGDOM	5	6		11
VENEZUELA	1	1		2
VIETNAM		2		2
ZAMBIA		1		1
Total	200	568		768



TECHNOLOGY

	Undergraduate	Graduate	Professional	Total
AUSTRALIA	4			4
BULGARIA		1		1
CANADA	2			2
CHILE	1			1
CHINA	3	6		9
COLOMBIA	3	2		5
CROATIA	1			1
ECUADOR	2	1		3
EL SALVADOR	2			2
FRANCE	1			1
GERMANY	1			1
INDIA	16	17		33
INDONESIA	10			10
JAMAICA		1		1
JAPAN	1			1
JORDAN		2		2
KENYA	1			1
MALAYSIA	6			6
MALI		1		1
MEXICO	1			1
MONGOLIA		1		1
NIGERIA	1	1		2
PAKISTAN	1	1		2
PANAMA		1		1
PHILIPPINES	1			1
POLAND		2		2
SINGAPORE	1	1		2
SOUTH KOREA	8	1		9
SRI LANKA	1			1
SWITZERLAND	1			1
TAIWAN	5	2		7
TANZANIA	1			1
THAILAND	3	1		4
TURKEY	1	1		2
UNITED ARAB EMIRATES	1			1
UNITED KINGDOM		3		3
VENEZUELA		1		1
TOTAL	80	47		127



VETERINARY MEDICINE				
	Undergraduate	Graduate	Professional	Total
AUSTRALIA		3		3
CANADA	3			3
CHINA		9		9
EGYPT		2		2
ETHIOPIA		1		1
FRANCE		1		1
INDIA		11		11
ISRAEL			1	1
JAPAN		1		1
JORDAN		1		1
NEPAL		1		1
NEW ZEALAND		1		1
ROMANIA		2		2
SINGAPORE	1			1
SOUTH KOREA		4	1	5
TAIWAN		5		5
TRINIDAD AND TOBAGO		1		1
UKRAINE		1		1
Total	4	44	2	50

Enrollment by Region

	Undergraduate	Graduate	Professional	Total
AFRICA	33	97	4	134
ASIA	1402	2102	10	3514
EUROPE	122	306		428
LATIN AMERICA & CARIBBEAN	179	204	1	384
MIDDLE EAST	108	135	2	245
NORTH AMERICA	31	64	1	96
OCEANIA	19	11		30
TOTAL	1894	2919	18	4831



AFRICA

Undergraduate	33
Graduate	97
Professional	4
Total	134

	Undergraduate	Graduate	Professional	Total		Undergraduate	Graduate	Professional	Total
ANGOLA		1		1	MALI		1		1
BENIN		1		1	MOROCCO	2	2		4
BOTSWANA	1			1	MOZAMBIQUE		2		2
CAMEROON		2		2	NIGER	1	2		3
COTE D'IVOIRE	2	3		5	NIGERIA	5	14	1	20
DEMOCRAT REP OF THE CONGO		1		1	SENEGAL	1	3		4
EGYPT	1	23		24	SIERRA LEONE		1		1
ERITREA		2		2	SOUTH AFRICA	2	4		6
ETHIOPIA	1	7		8	SWAZILAND	1	1		2
GHANA	1	10	1	12	TANZANIA	1	1		2
KENYA	8	7	1	16	TOGO		1		1
LIBERIA	1	2		3	ZAMBIA	2	3		5
LIBYA	1			1	ZIMBABWE	2	3		5
MALAWI			1	1					



ASIA

Undergraduate	1402
Graduate	2102
Professional	10
Total	3514

	Undergraduate	Graduate	Professional	Total		Undergraduate	Graduate	Professional	Total
BANGLADESH	11	27	1	39	MONGOLIA		5		5
BURMA (MYANMAR)	3	2		5	NEPAL	4	9		13
CHINA	99	682	1	782	PAKISTAN	35	43		78
EAST TIMOR	1			1	PHILIPPINES	5	8		13
HONG KONG	28	13	1	42	SINGAPORE	32	17		49
INDIA	462	555	3	1020	SOUTH KOREA	263	415	3	681
INDONESIA	191	30		221	SRI LANKA	8	20		28
JAPAN	29	44		73	TAIWAN	65	157		222
KAZAKHSTAN	1	1		2	THAILAND	27	33		60
MACAU	1	2	1	4	UZBEKISTAN		1		1
MALAYSIA	136	30		166	VIETNAM	1	7		8
MALDIVES		1		1					



EUROPE

Undergraduate	122
Graduate	306
Professional	0
Total	428

	Undergraduate	Graduate	Professional	Total		Under-graduate	Graduate	Professional	Total
ALBANIA	1	2		3	IRELAND	9	4		13
ARMENIA		2		2	ITALY	1	13		14
AUSTRIA	1	3		4	MACEDONIA		2		2
BELARUS		6		6	MOLDOVA		1		1
BELGIUM	1	5		6	NETHERLANDS	6	16		22
BOSNIA AND HERCEGOVINA		2		2	NORWAY	3	1		4
BULGARIA		11		11	POLAND	5	16		21
CROATIA	2	3		5	PORTUGAL		3		3
CZECH REPUBLIC		1		1	ROMANIA		28		28
DENMARK	6	3		9	RUSSIA	6	29		35
FINLAND	2	2		4	SERBIA AND MONTENEGRO	1	5		6
FRANCE	8	27		35	SLOVENIA		1		1
GEORGIA		2		2	SPAIN	8	15		23
GERMANY	25	38		63	SWEDEN	8	6		14
GREECE	2	19		21	SWITZERLAND	4	2		6
HUNGARY		6		6	UKRAINE	1	16		17
ICELAND		1		1	UNITED KINGDOM	22	15		37



LATIN AMERICA & CARIBBEAN

Undergraduate	179
Graduate	204
Professional	1
Total	384

	Undergraduate	Graduate	Professional	Total		Undergraduate	Graduate	Professional	Total
ARGENTINA		14		14	HONDURAS	5	3		8
BELIZE	2			2	JAMAICA	1	13		14
BOLIVIA	9	9		18	MEXICO	16	41		57
BRAZIL	6	25		31	NICARAGUA	10	2		12
CHILE	3	8		11	PANAMA	18	6		24
COLOMBIA	34	27	1	62	PARAGUAY	1	1		2
COSTA RICA	10	5		15	PERU	5	7		12
DOMINICA		1		1	SAINT LUCIA		1		1
DOMINICAN REPUBLIC	4	3		7	SURINAME	1			1
ECUADOR	18	12		30	TRINIDAD AND TOBAGO	1	10		11
EL SALVADOR	12	2		14	TURKS AND CAICOS ISLANDS	1			1
GUATEMALA	15	7		22	URUGUAY		1		1
GUYANA		1		1	VENEZUELA	6	4		10
HAITI	1	1		2					



MIDDLE EAST

Undergraduate	108
Graduate	135
Professional	2
Total	245

	Undergraduate	Graduate	Professional	Total		Undergraduate	Graduate	Professional	Total
AFGHANISTAN		1		1	LEBANON	5	8		13
BAHRAIN	1	1		2	OMAN		1		1
CYPRUS	3	5		8	SAUDI ARABIA	12	1	1	14
IRAN	3	13		16	SYRIA	1			1
ISRAEL		2	1	3	TURKEY	37	80		117
JORDAN	6	13		19	UNITED ARAB EMIRATES	10	5		15
KUWAIT	30	5		35					



NORTH AMERICA

Undergraduate	31
Graduate	64
Professional	1
Total	96

	Undergraduate	Graduate	Professional	Total
CANADA	31	64	1	96



OCEANIA

Undergraduate	19
Graduate	11
Professional	
Total	30

	Undergraduate	Graduate	Professional	Total
AUSTRALIA	16	9		25
NEW ZEALAND	3	2		5

International Faculty and Staff

Areas	Count	Areas	Count
Agriculture	132	Library Science	2
Business and Management	27	Life Sciences/Biological Sciences	102
Communication	30	Mathematics	51
Computer & Information Sciences	8	Philosophy and Religion	4
Education	13	Other	16
Engineering	158	Physical Sciences	86
Foreign Languages and Literatures	4	Psychology	3
Health Sciences	74	Social Sciences and History	3
Home Economics	33	Visual & Performing Arts	3
Letters	4		
Total			753

Note: Areas listed correspond to Institute of International Education (IIE) reporting guidelines.

International Faculty and Staff by Country

COUNTRY	COUNT	COUNTRY	COUNT
Algeria	3	Japan	26
Argentina	5	Jordan	1
Australia	11	Kenya	1
Austria	3	Latvia	1
Bangladesh	1	Lebanon	2
Barbados	1	Malaysia	3
Belarus	3	Mexico	2
Belgium	2	Mongolia	1
Benin	1	Morocco	3
Brazil	16	Netherlands	9
Bulgaria	1	New Zealand	4
Burkina Faso	1	Nicaragua	1
Cameroon	1	Nigeria	2
Canada	22	Norway	3
Chile	1	Pakistan	1
China	141	Philippines	3
Czech Republic	3	Poland	12
Denmark	2	Portugal	1
Ecuador	3	Romania	5
Egypt	7	Russia	27
El Salvador	1	Senegal	1
Ethiopia	2	Singapore	1
Finland	2	South Africa	2
France	20	South Korea	129
Germany	32	Spain	21
Ghana	1	Sri Lanka	2
Greece	2	Sweden	1
Guatemala	1	Switzerland	4
Honduras	1	Taiwan	20
Hong Kong (SAR-PRC)	5	Thailand	11
Hungary	7	Turkey	6
India	85	Ukraine	3
Indonesia	1	United Kingdom	16
Iran	2	Uzbekistan	1
Iraq	1	Venezuela	1
Ireland	1	Vietnam	1
Israel	9	Yugoslavia, Former	1
Italy	21	Zimbabwe	1
Jamaica	1		
Total			753

Grand Totals

UNDERGRADUATE STUDENTS	1894
GRADUATE STUDENTS	2919
PROFESSIONAL STUDENTS	18
FACULTY & STAFF	753
	<i>TOTAL</i>
	5584