



Fall 2013  
International Student and Scholar  
Enrollment & Statistical Report

A total of 8702 students from abroad, representing 125 countries and 1122 international faculty and staff representing 81 nations, claim Purdue University as their home this fall semester.

The University's total international student enrollment ranks:

- 2<sup>nd</sup> among U.S. public institutions
- 2<sup>nd</sup> in the Big Ten
- 2<sup>nd</sup> in the nation (estimated)

The international student body comprises 22.4% of the total number of enrolled students. International undergraduate students comprise 16.9% of the total undergraduate body, or 4981 students. A total of 3721 international graduate and professional students represent 39.8% of all students at this level of study.

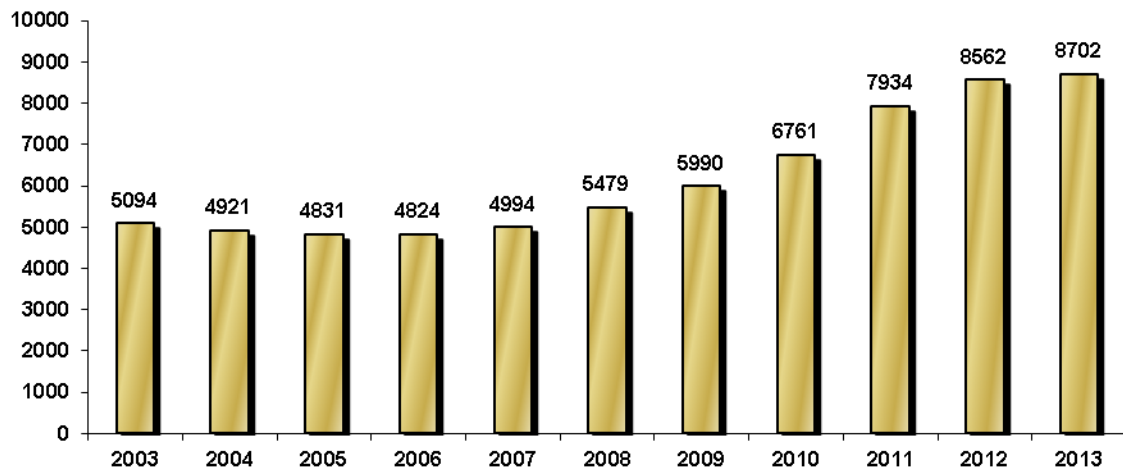
Engineering (38.7%), Science (17.3%), Management (14.1%), Liberal Arts (9%), and Health and Human Sciences (5.1%) enroll the highest percentages of students from abroad. China ranks first (4323) in total enrollment while India (1355) is second. South Korea (733), Taiwan (232), Malaysia (176), Indonesia (95), Turkey (82), Colombia (74), Japan (72), and Iran (69) round out the top ten.

China (502), South Korea (93), India (88), Brazil (42), Italy (28), Taiwan (28), France (20), Germany (20), Mexico (21), Colombia (18), and Turkey (18) send the largest number of international faculty and staff. The majority of international scholars are in engineering (348), agriculture (179), physical sciences (107), and biological and biomedical sciences (106).

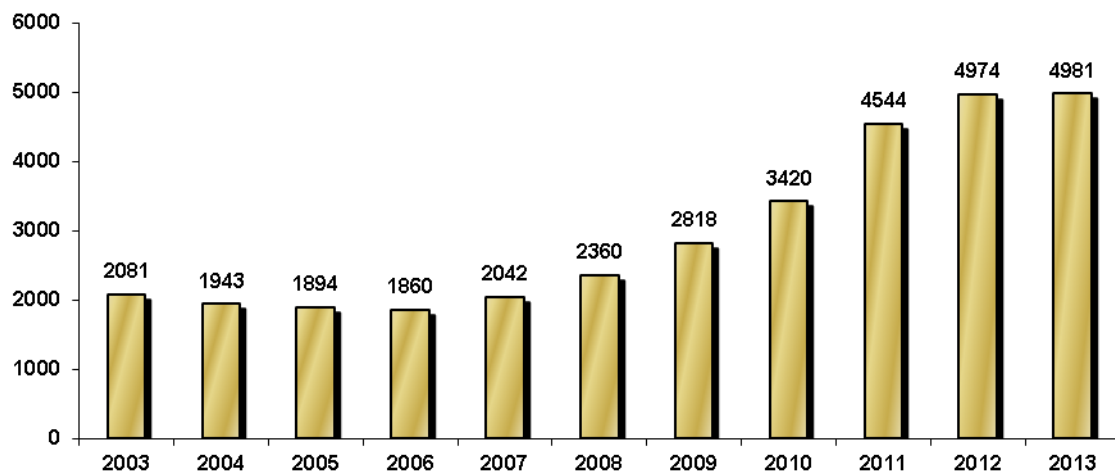
Questions and comments concerning this report should be directed to Dr. Joe D. Potts, Associate Dean of International Programs and Director of International Students and Scholars, 765-494-5770 or [jdpotts@purdue.edu](mailto:jdpotts@purdue.edu)

# International Student Enrollment 2003-2013

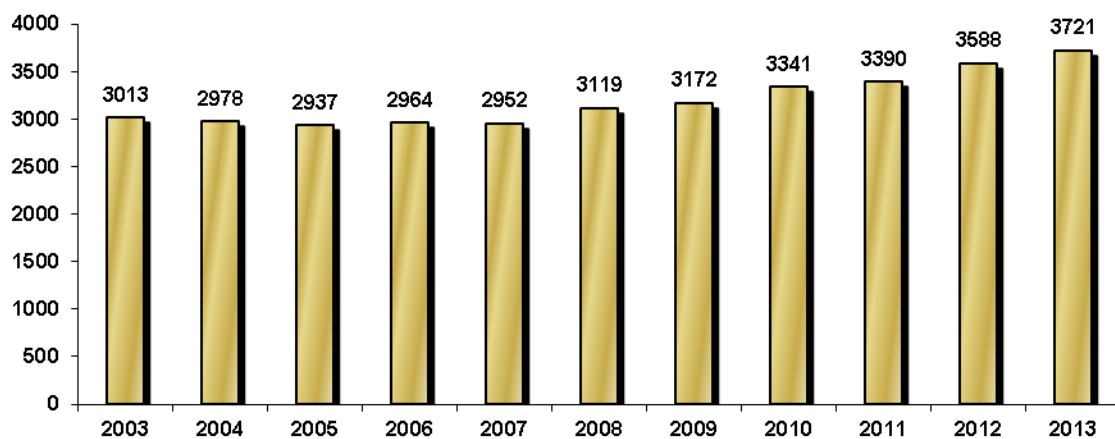
## Total Enrollment



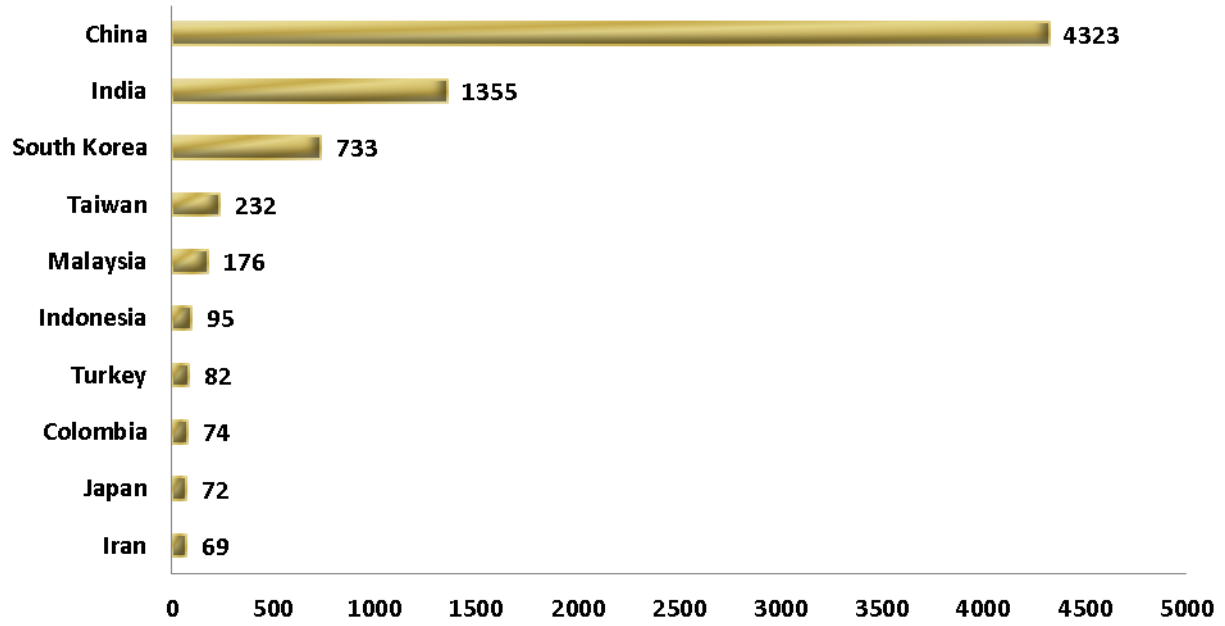
## Total Undergraduate Enrollment



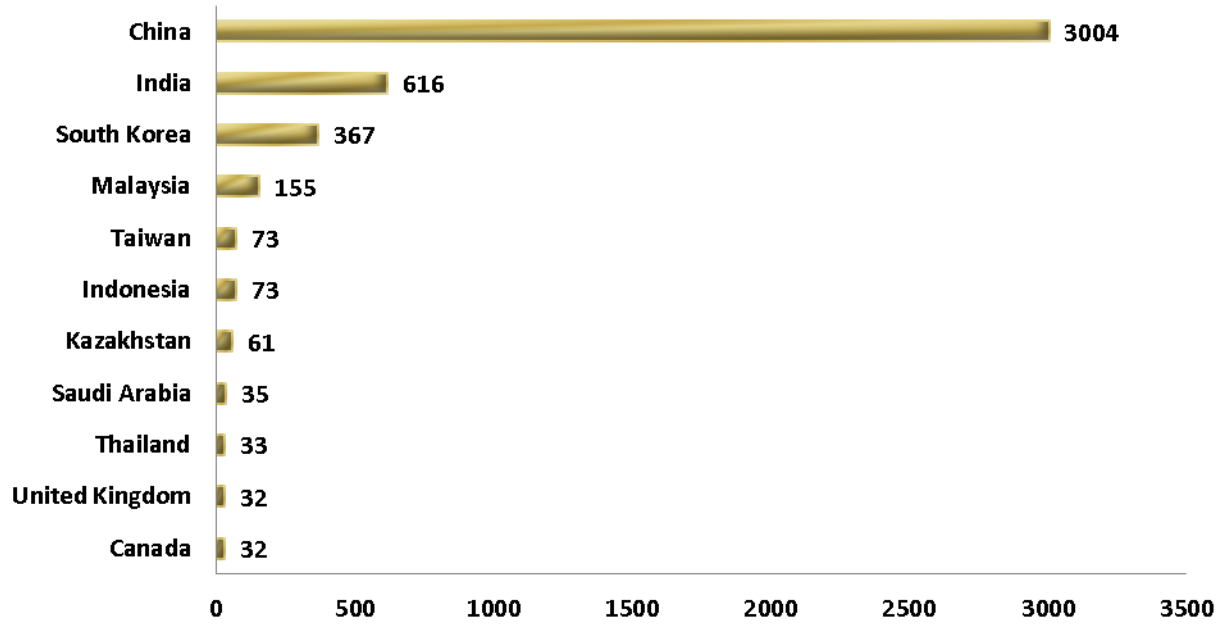
## Total Graduate & Professional Enrollment



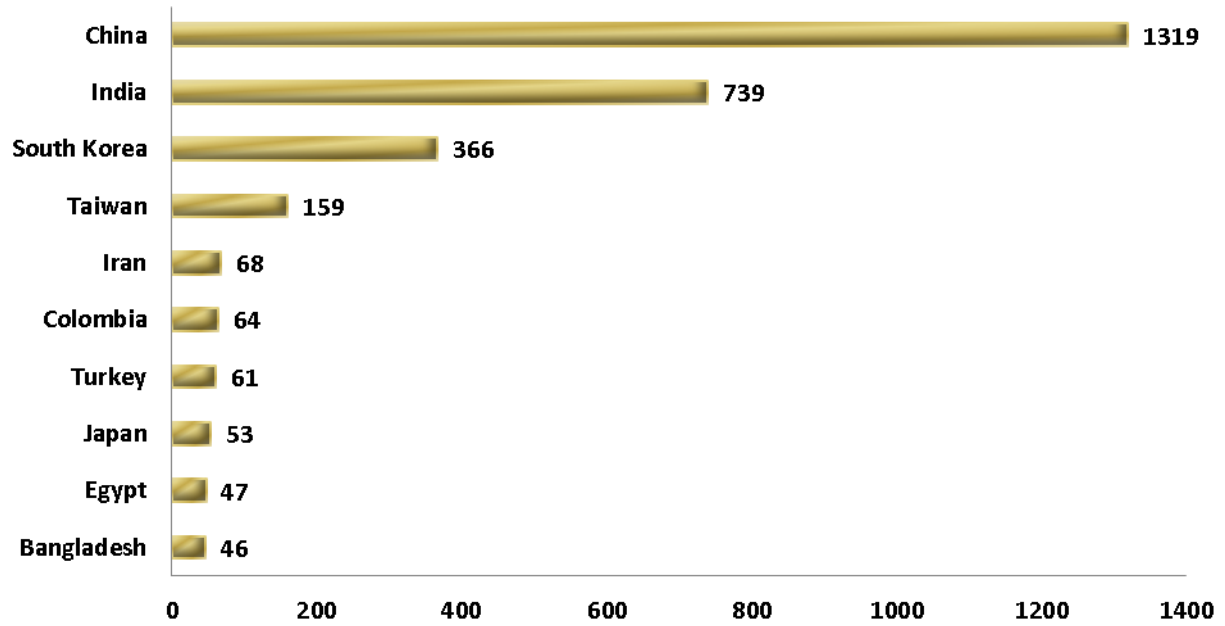
### Top Ten by Total Enrollment



### Top Ten by Undergraduate Enrollment



### Top Ten by Graduate and Professional Enrollment



# Enrollment by Country

Total Enrollment by Country - 125 Countries			
Afghanistan	13	Lesotho	1
Algeria	2	Libya	6
Angola	1	Lithuania	1
Argentina	8	Macau	1
Armenia	4	Macedonia	2
Australia	34	Malawi	5
Austria	2	Malaysia	176
Bahamas	6	Mali	2
Bahrain	2	Mauritius	4
Bangladesh	60	Mexico	59
Barbados	1	Mongolia	2
Belarus	1	Morocco	4
Belgium	1	Nepal	28
Belize	1	Netherlands	10
Bhutan	1	New Zealand	12
Bolivia	6	Nicaragua	3
Brazil	56	Niger	1
Bulgaria	4	Nigeria	43
Burma (Myanmar)	4	Norway	1
Cambodia	1	Oman	2
Cameroon	1	Pakistan	68
Canada	60	Palestinian Territories	4
Chile	16	Panama	16
China	4323	Peru	15
Colombia	74	Philippines	10
Costa Rica	17	Poland	7
Cote d'Ivoire	1	Portugal	1
Croatia	2	Qatar	2
Cyprus	3	Romania	4
Czech Republic	3	Russia	10
Denmark	6	Rwanda	6
Dominica	1	Saint Lucia	3
Dominican Republic	3	Saudi Arabia	57
Ecuador	29	Senegal	2
Egypt	55	Serbia	2
El Salvador	5	Singapore	46
Ethiopia	7	Slovakia	2
France	24	Slovenia	2
Germany	49	South Africa	6
Ghana	18	South Korea	733
Greece	9	Spain	24
Grenada	1	Sri Lanka	24
Guatemala	12	Swaziland	1
Guyana	1	Sweden	8
Haiti	3	Switzerland	6
Honduras	11	Syria	1
Hong Kong	49	Taiwan	232
Hungary	11	Tajikistan	1
Iceland	1	Tanzania	1
India	1355	Thailand	57
Indonesia	95	Trinidad & Tobago	4
Iran	69	Tunisia	1
Ireland	9	Turkey	82
Israel	4	Turkmenistan	3
Italy	19	Uganda	3
Jamaica	8	Ukraine	6
Japan	72	United Arab Emirates	16
Jordan	32	United Kingdom	44
Kazakhstan	67	Uzbekistan	1
Kenya	13	Venezuela	16
Kuwait	15	Vietnam	29
Latvia	2	Zimbabwe	3
Lebanon	17		
<b>Total</b>			<b>8702</b>

## Undergraduate Enrollment by Country

Afghanistan	5	Malaysia	155
Angola	1	Mauritius	2
Argentina	1	Mexico	27
Australia	24	Mongolia	1
Austria	1	Morocco	1
Bahamas	2	Nepal	2
Bahrain	1	Netherlands	1
Bangladesh	14	New Zealand	9
Barbados	1	Nicaragua	1
Bolivia	5	Nigeria	25
Brazil	26	Norway	1
Bulgaria	1	Oman	1
Burma (Myanmar)	3	Pakistan	27
Canada	32	Panama	6
Chile	2	Peru	4
China	3004	Philippines	6
Colombia	10	Poland	4
Costa Rica	5	Qatar	1
Cyprus	2	Romania	1
Denmark	2	Rwanda	3
Ecuador	14	Saudi Arabia	35
Egypt	8	Senegal	1
El Salvador	4	Serbia	1
France	9	Singapore	26
Germany	20	Slovakia	1
Greece	3	Slovenia	2
Guatemala	7	South Africa	2
Haiti	1	South Korea	367
Honduras	3	Spain	9
Hong Kong	29	Sri Lanka	4
Hungary	3	Sweden	3
India	616	Switzerland	3
Indonesia	73	Taiwan	73
Iran	1	Tajikistan	1
Ireland	7	Thailand	33
Italy	2	Trinidad & Tobago	1
Jamaica	2	Tunisia	1
Japan	19	Turkey	21
Jordan	11	Turkmenistan	1
Kazakhstan	61	Uganda	1
Kenya	6	United Arab Emirates	12
Kuwait	5	United Kingdom	32
Lebanon	5	Uzbekistan	1
Lithuania	1	Venezuela	6
Macau	1	Vietnam	13
<b>Total</b>		<b>4981</b>	

## Graduate & Professional Enrollment by Country

Afghanistan	8	Kuwait	10
Algeria	2	Latvia	2
Argentina	7	Lebanon	12
Armenia	4	Lesotho	1
Australia	10	Libya	6
Austria	1	Macedonia	2
Bahamas	4	Malawi	5
Bahrain	1	Malaysia	21
Bangladesh	46	Mali	2
Belarus	1	Mauritius	2
Belgium	1	Mexico	32
Belize	1	Mongolia	1
Bhutan	1	Morocco	3
Bolivia	1	Nepal	26
Brazil	30	Netherlands	9
Bulgaria	3	New Zealand	3
Burma (Myanmar)	1	Nicaragua	2
Cambodia	1	Niger	1
Cameroon	1	Nigeria	18
Canada	28	Oman	1
Chile	14	Pakistan	41
China	1319	Palestinian Territories	4
Colombia	64	Panama	10
Costa Rica	12	Peru	11
Cote d'Ivoire	1	Philippines	4
Croatia	2	Poland	3
Cyprus	1	Portugal	1
Czech Republic	3	Qatar	1
Denmark	4	Romania	3
Dominica	1	Russia	10
Dominican Republic	3	Rwanda	3
Ecuador	15	Saint Lucia	3
Egypt	47	Saudi Arabia	22
El Salvador	1	Senegal	1
Ethiopia	7	Serbia	1
France	15	Singapore	20
Germany	29	Slovakia	1
Ghana	18	South Africa	4
Greece	6	South Korea	366
Grenada	1	Spain	15
Guatemala	5	Sri Lanka	20
Guyana	1	Swaziland	1
Haiti	2	Sweden	5
Honduras	8	Switzerland	3
Hong Kong	20	Syria	1
Hungary	8	Taiwan	159
Iceland	1	Tanzania	1
India	739	Thailand	24
Indonesia	22	Trinidad & Tobago	3
Iran	68	Turkey	61
Ireland	2	Turkmenistan	2
Israel	4	Uganda	2
Italy	17	Ukraine	6
Jamaica	6	United Arab Emirates	4
Japan	53	United Kingdom	12
Jordan	21	Venezuela	10
Kazakhstan	6	Vietnam	16
Kenya	7	Zimbabwe	3
<b>Total</b>			<b>3721</b>



# New International Student Enrollment by Country

New International Student Enrollment by Country			
Afghanistan	1	Lithuania	1
Argentina	3	Malaysia	19
Australia	21	Mauritius	1
Bahamas	3	Mexico	17
Bangladesh	9	Mongolia	1
Bolivia	2	Morocco	2
Brazil	6	Nepal	1
Burma (Myanmar)	2	Netherlands	2
Cambodia	1	New Zealand	4
Canada	12	Nicaragua	1
Chile	4	Nigeria	6
China	1065	Pakistan	10
Colombia	19	Palestinian Territories	1
Costa Rica	1	Panama	3
Cyprus	2	Peru	2
Denmark	4	Philippines	2
Dominica	1	Poland	2
Dominican Republic	1	Qatar	1
Ecuador	9	Russia	2
Egypt	10	Saint Lucia	1
El Salvador	1	Saudi Arabia	8
Ethiopia	1	Singapore	12
France	9	South Africa	1
Germany	26	South Korea	118
Ghana	5	Spain	12
Greece	2	Sri Lanka	7
Guatemala	5	Sweden	4
Honduras	4	Switzerland	1
Hong Kong	11	Syria	1
India	366	Taiwan	32
Indonesia	18	Tajikistan	1
Iran	13	Thailand	6
Ireland	7	Trinidad & Tobago	1
Italy	3	Turkey	10
Japan	26	Ukraine	1
Jordan	1	United Arab Emirates	2
Kazakhstan	4	United Kingdom	25
Kenya	2	Venezuela	1
Kuwait	3	Vietnam	6
Lebanon	3	Zimbabwe	2
Libya	1		
<b>Total</b>			<b>2017</b>

# New International Graduate and Professional Student Enrollment by Country

<b>New International Graduate and Professional Students by Country</b>			
Afghanistan	1	Jordan	1
Argentina	2	Kenya	2
Australia	1	Kuwait	2
Bahamas	1	Lebanon	2
Bangladesh	9	Libya	1
Bolivia	1	Mexico	9
Brazil	5	Mongolia	1
Cambodia	1	Morocco	1
Canada	7	Nepal	1
Chile	4	Netherlands	1
China	300	Nicaragua	1
Colombia	17	Nigeria	2
Costa Rica	1	Pakistan	6
Cyprus	1	Palestinian Territories	1
Denmark	2	Panama	2
Dominica	1	Peru	1
Dominican Republic	1	Russia	2
Ecuador	3	Saint Lucia	1
Egypt	8	Saudi Arabia	7
Ethiopia	1	Singapore	4
France	3	South Africa	1
Germany	9	South Korea	63
Ghana	5	Spain	6
Greece	1	Sri Lanka	7
Guatemala	1	Sweden	1
Honduras	3	Syria	1
Hong Kong	3	Taiwan	23
India	193	Thailand	3
Indonesia	8	Turkey	8
Iran	13	Ukraine	1
Ireland	1	United Kingdom	5
Italy	3	Vietnam	1
Japan	19	Zimbabwe	2
<b>Total</b>			<b>799</b>

# New International Freshmen Enrollment by Country

New International Freshmen by Country			
Argentina	1	Mauritius	1
Australia	1	Mexico	4
Bahamas	2	Morocco	1
Bolivia	1	New Zealand	1
Brazil	1	Nigeria	4
Burma (Myanmar)	2	Pakistan	4
Canada	4	Panama	1
China	647	Peru	1
Colombia	2	Philippines	1
Ecuador	6	Poland	2
Egypt	2	Qatar	1
El Salvador	1	Saudi Arabia	1
Germany	2	Singapore	3
Greece	1	South Korea	51
Guatemala	4	Spain	1
Honduras	1	Switzerland	1
Hong Kong	5	Taiwan	8
India	170	Tajikistan	1
Indonesia	8	Thailand	3
Japan	3	Trinidad & Tobago	1
Kazakhstan	4	Turkey	2
Kuwait	1	United Arab Emirates	2
Lebanon	1	Venezuela	1
Malaysia	9	Vietnam	4
<b>Total</b>			<b>979</b>

# New International Undergraduate Transfer Student Enrollment by Country

<b>New International Undergraduate Transfer Student Enrollment by Country</b>	
China	89
India	2
Indonesia	2
Japan	1
Malaysia	8
Mexico	2
Singapore	1
South Korea	4
Sweden	1
Vietnam	1
China	89
India	2
Indonesia	2
Japan	1
Malaysia	8
<b>Total</b>	<b>111</b>

# Incoming Study Abroad Student Enrollment by Country

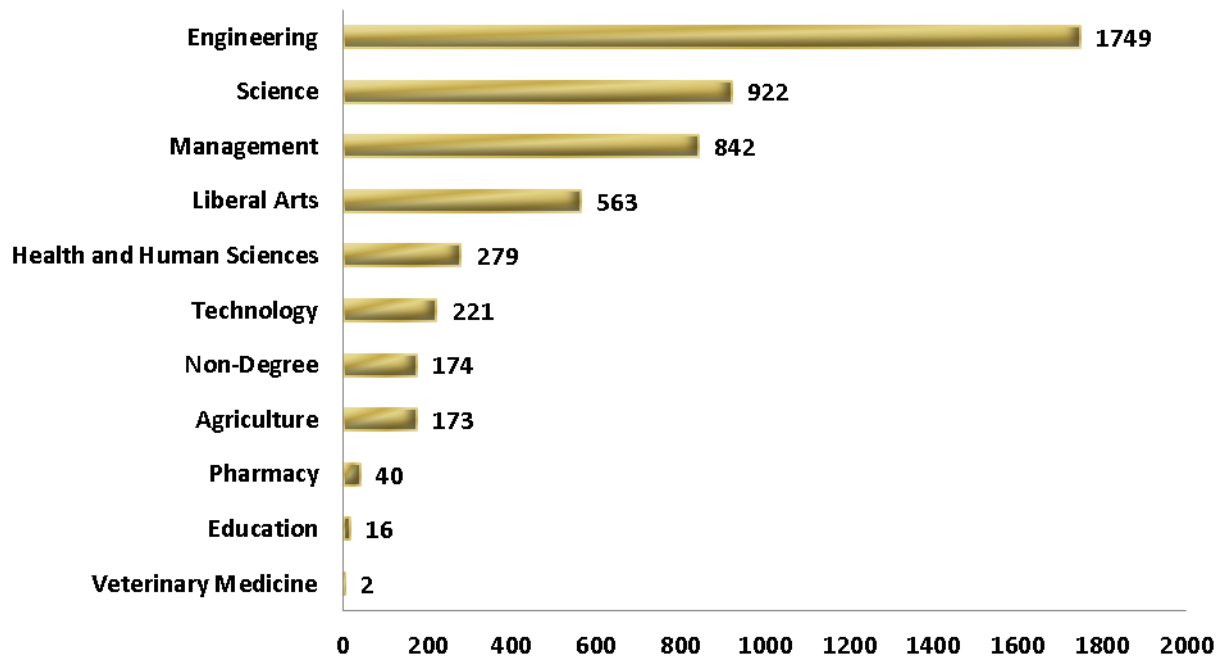
<b>Incoming Undergraduate Study Abroad Student Enrollment by Country</b>	
Australia	19
Canada	1
China	29
Cyprus	1
Denmark	2
France	6
Germany	15
Hong Kong	3
India	1
Ireland	6
Japan	3
Lithuania	1
Malaysia	2
Mexico	2
Netherlands	1
New Zealand	3
Philippines	1
Singapore	4
Spain	5
Sweden	2
Taiwan	1
United Kingdom	20
<b>Total</b>	<b>128</b>

# Enrollment by Curricula

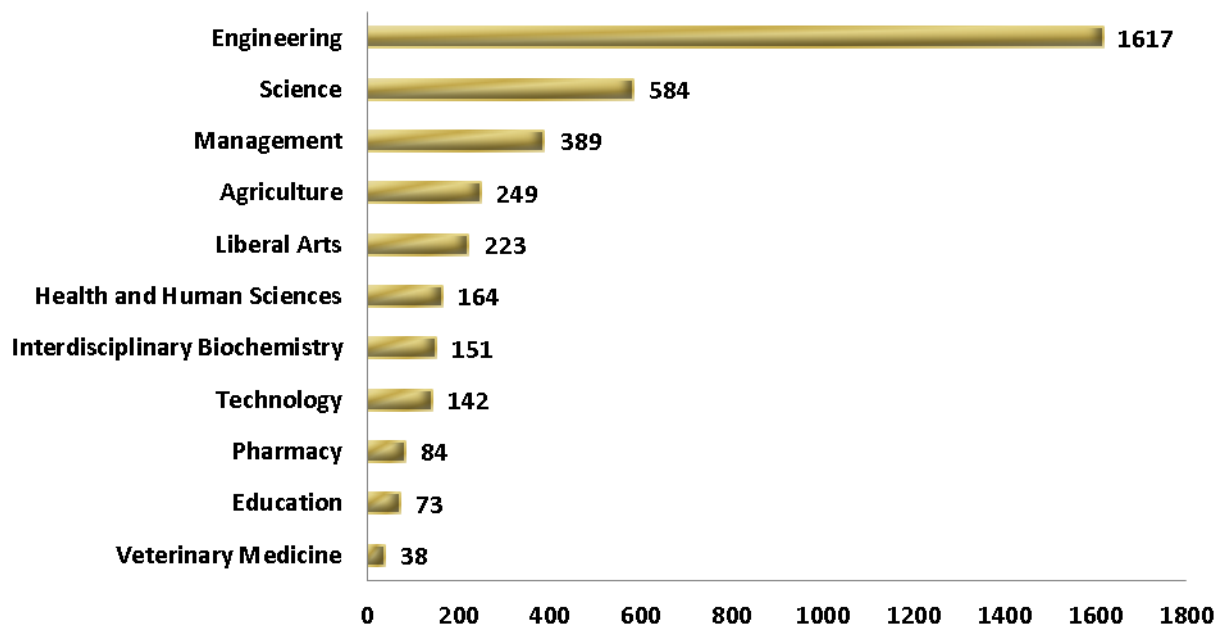
	<b>UNDERGRADUATE</b>	<b>GRADUATE</b>	<b>PROFESSIONAL</b>	<b>Total</b>
<b>Agriculture</b>	173	249	-	422
<b>Education</b>	16	73	-	89
<b>Engineering</b>	1749	1617	-	3366
<b>Health and Human Sciences</b>	279	164	-	443
<b>Interdisciplinary Biochemistry</b>	-	151	-	151
<b>Liberal Arts</b>	563	223	-	786
<b>Management</b>	842	389	-	1231
<b>Non-Degree</b>	174	7	-	181
<b>Pharmacy</b>	40	61	23	124
<b>Science</b>	922	584	-	1506
<b>Technology</b>	221	142	-	363
<b>Veterinary Medicine</b>	2	33	5	40
<b>Total</b>	<b>4981</b>	<b>3693</b>	<b>28</b>	<b>8702</b>

# Enrollment by Curricula

## Total Undergraduate Enrollment by Curricula



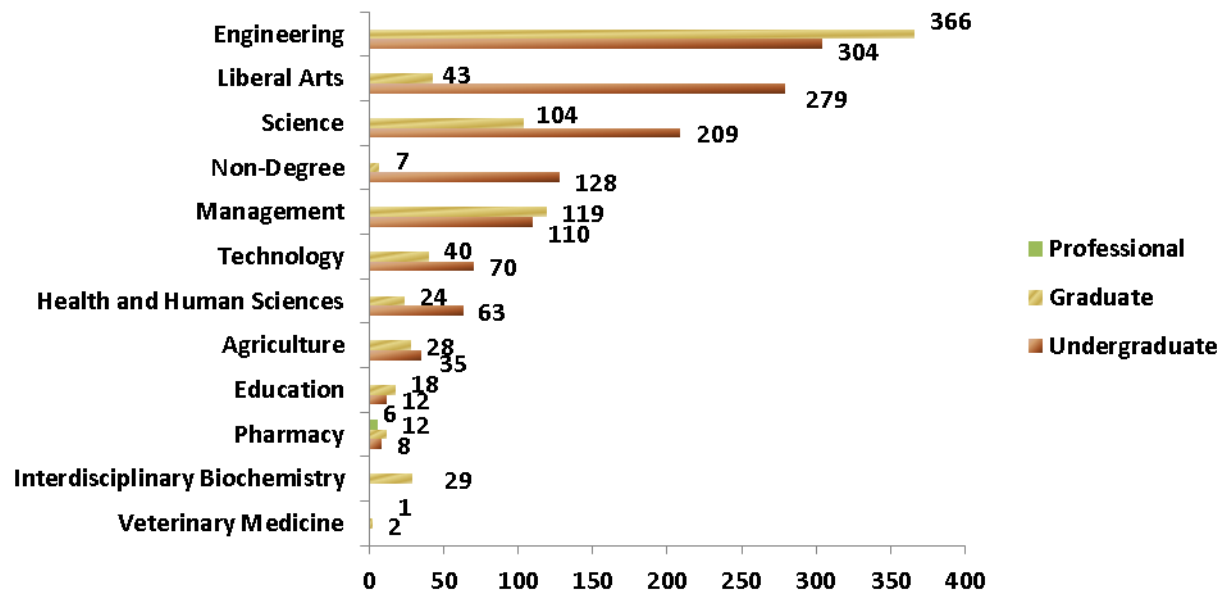
## Total Graduate & Professional Enrollment by Curricula



# New International Student Enrollment by Curricula

School	Undergraduate	Graduate	Professional	Total
Agriculture	35	28	-	63
Education	12	18	-	30
Engineering	304	366	-	670
Health and Human Sciences	63	24	-	87
Interdisciplinary Biochemistry	-	29	-	29
Management	110	119	-	229
Liberal Arts	279	43	-	322
Non-Degree	128	7	-	135
Pharmacy	8	12	6	26
Science	209	104	-	313
Technology	70	40	-	110
Veterinary Medicine	-	2	1	3
<b>Total</b>	<b>1218</b>	<b>792</b>	<b>7</b>	<b>2017</b>

## New International Student Enrollment by Curricula

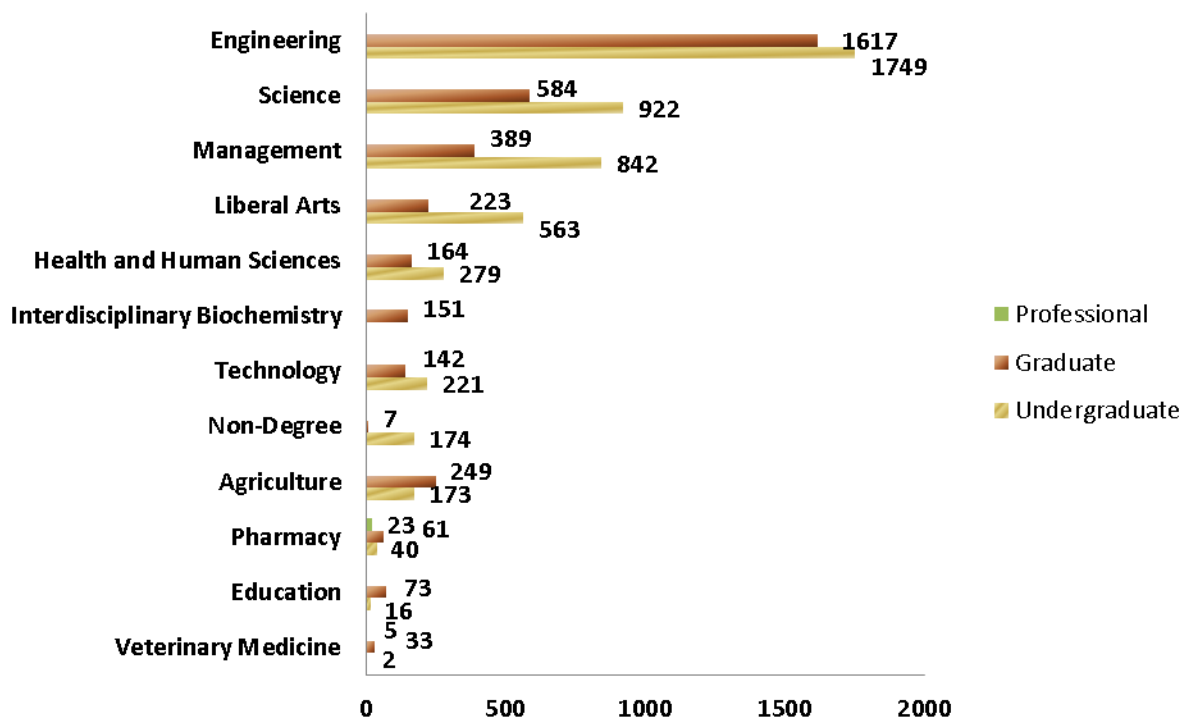




# Total Enrollment by School

	UNDERGRADUATE	GRADUATE	PROFESSIONAL	Total
Agriculture	173	249	-	422
Education	16	73	-	89
Engineering	1749	1617	-	3366
Health and Human Sciences	279	164	-	443
Interdisciplinary Biochemistry	-	151	-	151
Liberal Arts	563	223	-	786
Management	842	389	-	1231
Non-Degree	174	7	-	181
Pharmacy	40	61	23	124
Science	922	584	-	1506
Technology	221	142	-	363
Veterinary Medicine	2	33	5	40
<b>Total</b>	<b>4981</b>	<b>3693</b>	<b>28</b>	<b>8702</b>

## Enrollment by School





## **AGRICULTURE**

	Undergraduate	Graduate	Professional	Total
Afghanistan		5		5
Argentina		1		1
Australia	1			1
Bahamas		1		1
Bangladesh	2	3		5
Bolivia		1		1
Brazil	1	5		6
Canada		2		2
Chile		5		5
China	111	107		218
Colombia	1	7		8
Costa Rica		2		2
Cote d'Ivoire		1		1
Dominican Republic		1		1
Ecuador	1	3		4
Egypt		7		7
Ethiopia		3		3
France		1		1
Ghana		3		3
Guatemala	1			1
Honduras	1	2		3
Hong Kong	3	1		4
Hungary		1		1
India	5	15		20
Indonesia	16	2		18
Iran		3		3
Ireland		1		1
Italy		4		4
Jamaica		2		2
Japan	1	1		2
Kenya		2		2
Lebanon		1		1
Malawi		5		5
Malaysia	7			7
Mexico		3		3
Nepal		4		4
New Zealand	1			1
Nicaragua		1		1
Niger		1		1
Nigeria	1	1		2
Pakistan	2	2		4
Palestinian Territories		1		1
Panama	1			1



## ***AGRICULTURE, CONTINUED***

	<b>Undergraduate</b>	<b>Graduate</b>	<b>Professional</b>	<b>Total</b>
<b>Peru</b>	1	3		4
<b>Philippines</b>	2	1		3
<b>South Korea</b>	9	15		24
<b>Sri Lanka</b>		1		1
<b>Taiwan</b>	4	9		13
<b>Thailand</b>	1	3		4
<b>Turkey</b>		3		3
<b>Uganda</b>		2		2
<b>Zimbabwe</b>		1		1
<b>Total</b>	<b>173</b>	<b>249</b>		<b>422</b>



<b><i>EDUCATION</i></b>				
	<b>Undergraduate</b>	<b>Graduate</b>	<b>Professional</b>	<b>Total</b>
<b>Canada</b>		2		2
<b>Chile</b>		1		1
<b>China</b>	13	26		39
<b>Colombia</b>		2		2
<b>Costa Rica</b>		1		1
<b>France</b>		1		1
<b>Honduras</b>		1		1
<b>India</b>		1		1
<b>Iran</b>		1		1
<b>Japan</b>		1		1
<b>Malaysia</b>		1		1
<b>Mexico</b>		1		1
<b>Oman</b>		1		1
<b>Russia</b>		1		1
<b>Saudi Arabia</b>	1			1
<b>Singapore</b>		1		1
<b>South Korea</b>	2	16		18
<b>Taiwan</b>		6		6
<b>Trinidad &amp; Tobago</b>		1		1
<b>Turkey</b>		8		8
<b>Total</b>	<b>16</b>	<b>73</b>		<b>89</b>



<b>ENGINEERING</b>				
	<b>Undergraduate</b>	<b>Graduate</b>	<b>Professional</b>	<b>Total</b>
Afghanistan		1		1
Argentina		4		4
Australia	1	8		9
Bahrain	1	1		2
Bangladesh	12	29		41
Belgium		1		1
Belize		1		1
Bolivia	2			2
Brazil	8	1		9
Burma (Myanmar)	3	1		4
Canada	13	9		22
Chile	1	2		3
China	760	531		1291
Colombia	7	29		36
Costa Rica	3	1		4
Cyprus	1			1
Dominica		1		1
Dominican Republic		1		1
Ecuador	7	3		10
Egypt	7	15		22
El Salvador	1			1
Ethiopia		3		3
France	2	6		8
Germany	2	8		10
Ghana		2		2
Greece	3	5		8
Grenada		1		1
Guatemala	3	1		4
Guyana		1		1
Haiti	1			1
Honduras	2			2
Hong Kong	9	6		15
India	434	441		875
Indonesia	35	7		42
Iran	1	39		40
Israel		1		1
Italy	1	7		8
Jamaica		2		2
Japan	4	4		8
Jordan	8	15		23
Kazakhstan	25	4		29
Kenya	4	1		5
Kuwait	4	6		10
Lebanon	5	6		11
Libya		5		5
Macau	1			1
Malaysia	62	8		70
Mauritius	2	1		3
Mexico	18	10		28
Mongolia	1			1
Morocco	1	3		4



## ***ENGINEERING, CONTINUED***

	<b>Undergraduate</b>	<b>Graduate</b>	<b>Professional</b>	<b>Total</b>
<b>Nepal</b>	2	5		7
<b>New Zealand</b>	4			4
<b>Nicaragua</b>	1			1
<b>Nigeria</b>	18	11		29
<b>Norway</b>	1			1
<b>Pakistan</b>	16	27		43
<b>Palestinian Territories</b>		3		3
<b>Panama</b>	4	6		10
<b>Peru</b>	3	2		5
<b>Philippines</b>	1			1
<b>Poland</b>	1			1
<b>Russia</b>		2		2
<b>Rwanda</b>	1	2		3
<b>Saint Lucia</b>		1		1
<b>Saudi Arabia</b>	24	12		36
<b>Singapore</b>	6	8		14
<b>South Africa</b>		2		2
<b>South Korea</b>	117	170		287
<b>Spain</b>	1	2		3
<b>Sri Lanka</b>	3	4		7
<b>Swaziland</b>		1		1
<b>Sweden</b>		1		1
<b>Switzerland</b>	2	1		3
<b>Taiwan</b>	23	73		96
<b>Thailand</b>	21	8		29
<b>Trinidad &amp; Tobago</b>	1	2		3
<b>Tunisia</b>	1			1
<b>Turkey</b>	17	22		39
<b>Turkmenistan</b>	1			1
<b>Uganda</b>	1			1
<b>Ukraine</b>		1		1
<b>United Arab Emirates</b>	11	2		13
<b>United Kingdom</b>	5	4		9
<b>Venezuela</b>	4	5		9
<b>Vietnam</b>	4	8		12
<b>Total</b>	<b>1749</b>	<b>1617</b>		<b>3366</b>



## ***HEALTH and HUMAN SCIENCES***

	Undergraduate	Graduate	Professional	Total
Australia	1			1
Austria	1			1
Bangladesh		2		2
Barbados	1			1
Canada	5	1		6
China	190	79		269
Croatia		1		1
El Salvador	1			1
Germany		1		1
Ghana		2		2
Hong Kong	3	2		5
India	5	13		18
Indonesia	2	1		3
Iran		2		2
Israel		2		2
Italy	1			1
Japan	4	1		5
Kazakhstan	1			1
Latvia		1		1
Malaysia	13	1		14
Mauritius		1		1
Mexico	1	1		2
Netherlands		1		1
New Zealand		1		1
Nigeria	1			1
Pakistan	2			2
Poland		1		1
Saint Lucia		1		1
Saudi Arabia	1			1
Singapore	1	2		3
Slovakia	1			1
Slovenia	1			1
South Korea	28	35		63
Switzerland		1		1
Taiwan	10	8		18
Thailand	1	1		2
Turkey		1		1
Ukraine		1		1
United Kingdom	3			3
Venezuela	1			1
<b>Total</b>	<b>279</b>	<b>164</b>		<b>443</b>



## ***INTERDISCIPLINARY BIOCHEMISTRY***

	<b>Undergraduate</b>	<b>Graduate</b>	<b>Professional</b>	<b>Total</b>
<b>Argentina</b>		1		1
<b>Bahamas</b>		1		1
<b>Bangladesh</b>		3		3
<b>Canada</b>		5		5
<b>China</b>		55		55
<b>Colombia</b>		5		5
<b>Ecuador</b>		4		4
<b>Egypt</b>		1		1
<b>Guatemala</b>		1		1
<b>Honduras</b>		3		3
<b>India</b>		15		15
<b>Indonesia</b>		3		3
<b>Iran</b>		4		4
<b>Israel</b>		1		1
<b>Jamaica</b>		1		1
<b>Kenya</b>		1		1
<b>Kuwait</b>		1		1
<b>Macedonia</b>		1		1
<b>Malaysia</b>		3		3
<b>Mali</b>		1		1
<b>Mexico</b>		2		2
<b>Nepal</b>		5		5
<b>Nigeria</b>		1		1
<b>Panama</b>		2		2
<b>Peru</b>		1		1
<b>Philippines</b>		1		1
<b>Saudi Arabia</b>		1		1
<b>Singapore</b>		1		1
<b>South Africa</b>		1		1
<b>South Korea</b>		7		7
<b>Sweden</b>		1		1
<b>Taiwan</b>		11		11
<b>Turkey</b>		6		6
<b>Vietnam</b>		1		1
<b>Total</b>		<b>151</b>		<b>151</b>






<b>LIBERAL ARTS</b>				
	<b>Undergraduate</b>	<b>Graduate</b>	<b>Professional</b>	<b>Total</b>
<b>Afghanistan</b>		1		1
<b>Algeria</b>		1		1
<b>Angola</b>	1			1
<b>Armenia</b>		2		2
<b>Australia</b>	2			2
<b>Bahamas</b>	1			1
<b>Bangladesh</b>		1		1
<b>Brazil</b>		12		12
<b>Bulgaria</b>		1		1
<b>Canada</b>	6	3		9
<b>Chile</b>		3		3
<b>China</b>	449	56		505
<b>Colombia</b>		5		5
<b>Czech Republic</b>		1		1
<b>Denmark</b>		2		2
<b>Ecuador</b>		1		1
<b>Egypt</b>		1		1
<b>El Salvador</b>		1		1
<b>France</b>		2		2
<b>Germany</b>	1	4		5
<b>Ghana</b>		4		4
<b>Guatemala</b>	3	2		5
<b>Hong Kong</b>	2	6		8
<b>India</b>	15	10		25
<b>Indonesia</b>		1		1
<b>Iran</b>		2		2
<b>Italy</b>		1		1
<b>Jamaica</b>	1			1
<b>Japan</b>	2	19		21
<b>Jordan</b>		1		1
<b>Kazakhstan</b>	1			1
<b>Libya</b>		1		1
<b>Macedonia</b>		1		1
<b>Malaysia</b>	2	1		3
<b>Mali</b>		1		1
<b>Mexico</b>	2	4		6
<b>New Zealand</b>		1		1
<b>Nigeria</b>	1	1		2
<b>Pakistan</b>	2	3		5
<b>Peru</b>		2		2
<b>Poland</b>		1		1
<b>Portugal</b>		1		1
<b>Romania</b>		1		1
<b>Russia</b>		3		3




## ***LIBERAL ARTS, CONTINUED***

	<b>Undergraduate</b>	<b>Graduate</b>	<b>Professional</b>	<b>Total</b>
<b>Saudi Arabia</b>	2	2		4
<b>Senegal</b>		1		1
<b>Serbia</b>	1			1
<b>Singapore</b>	1	3		4
<b>Slovenia</b>	1			1
<b>South Korea</b>	50	23		73
<b>Spain</b>	1	7		8
<b>Sweden</b>	1			1
<b>Switzerland</b>	1			1
<b>Taiwan</b>	11	4		15
<b>Thailand</b>	1	2		3
<b>Turkey</b>	1	9		10
<b>Turkmenistan</b>		2		2
<b>Ukraine</b>		1		1
<b>United Arab Emirates</b>		1		1
<b>United Kingdom</b>	1	2		3
<b>Venezuela</b>		1		1
<b>Vietnam</b>		1		1
<b>Total</b>	<b>563</b>	<b>223</b>		<b>786</b>



<b>MANAGEMENT</b>				
	<b>Undergraduate</b>	<b>Graduate</b>	<b>Professional</b>	<b>Total</b>
Armenia		1		1
Australia		1		1
Bangladesh		1		1
Bhutan		1		1
Bolivia	1			1
Brazil	1	6		7
Bulgaria		1		1
Canada	2	1		3
Chile	1	1		2
China	665	130		795
Colombia	1	2		3
Ecuador	3			3
Egypt		1		1
El Salvador	1			1
Ethiopia		1		1
France	1	3		4
Germany	1	14		15
Ghana		1		1
Guatemala		1		1
Hong Kong	1			1
Hungary	3	6		9
India	38	95		133
Indonesia	8	7		15
Iran		1		1
Ireland	1			1
Italy		1		1
Japan	1	18		19
Jordan	2			2
Kazakhstan	1	1		2
Kuwait	1	2		3
Latvia		1		1
Lebanon		1		1
Malaysia	13	1		14
Mexico	2	1		3
Mongolia		1		1
Nepal		1		1
Netherlands		7		7
New Zealand	1			1
Nigeria	2			2
Oman	1			1
Pakistan	2	2		4
Panama	1			1
Peru		2		2
Philippines	1			1
Poland	2			2
Romania	1	1		2
Saudi Arabia	2	1		3



## ***MANAGEMENT, CONTINUED***

	<b>Undergraduate</b>	<b>Graduate</b>	<b>Professional</b>	<b>Total</b>
<b>Singapore</b>	5	1		6
<b>South Africa</b>	1			1
<b>South Korea</b>	59	40		99
<b>Sri Lanka</b>		1		1
<b>Sweden</b>		1		1
<b>Taiwan</b>	9	19		28
<b>Thailand</b>	1	5		6
<b>Turkey</b>	2	2		4
<b>United Kingdom</b>	1	1		2
<b>Venezuela</b>		3		3
<b>Vietnam</b>	3			3
<b>Total</b>	<b>842</b>	<b>389</b>		<b>1231</b>



<b>NON-DEGREE</b>				
	<b>Undergraduate</b>	<b>Graduate</b>	<b>Professional</b>	<b>Total</b>
<b>Afghanistan</b>	5			5
<b>Australia</b>	19			19
<b>Brazil</b>	15			15
<b>Canada</b>	1			1
<b>China</b>	49			49
<b>Colombia</b>	1			1
<b>Cyprus</b>	1			1
<b>Denmark</b>	2	2		4
<b>France</b>	6			6
<b>Germany</b>	15	1		16
<b>Hong Kong</b>	3			3
<b>India</b>	2			2
<b>Indonesia</b>	1			1
<b>Ireland</b>	6			6
<b>Italy</b>		1		1
<b>Japan</b>	3	1		4
<b>Kenya</b>	1			1
<b>Lithuania</b>	1			1
<b>Malaysia</b>	2			2
<b>Mexico</b>	2	1		3
<b>Netherlands</b>	1			1
<b>New Zealand</b>	3			3
<b>Philippines</b>	1			1
<b>Saudi Arabia</b>	1			1
<b>Singapore</b>	4			4
<b>Spain</b>	5			5
<b>Sweden</b>	2	1		3
<b>Taiwan</b>	2			2
<b>United Kingdom</b>	20			20
<b>Total</b>	<b>174</b>	<b>7</b>		<b>181</b>



<b>PHARMACY</b>				
	<b>Undergraduate</b>	<b>Graduate</b>	<b>Professional</b>	<b>Total</b>
<b>Bahamas</b>		1		1
<b>Bangladesh</b>		1		1
<b>Brazil</b>		1		1
<b>Bulgaria</b>		1		1
<b>Cambodia</b>		1		1
<b>Canada</b>	1			1
<b>China</b>	18	16	2	36
<b>Colombia</b>		2		2
<b>Egypt</b>		5	1	6
<b>France</b>		1		1
<b>Ghana</b>		1	2	3
<b>Hong Kong</b>	1			1
<b>India</b>	2	16	2	20
<b>Iran</b>		1		1
<b>Jordan</b>		1		1
<b>Kazakhstan</b>	1			1
<b>Kenya</b>			1	1
<b>Kuwait</b>			1	1
<b>Lebanon</b>			1	1
<b>Nepal</b>		1		1
<b>Nigeria</b>		1	1	2
<b>Pakistan</b>		1		1
<b>Philippines</b>			1	1
<b>Qatar</b>			1	1
<b>Rwanda</b>		1		1
<b>Singapore</b>		1	1	2
<b>South Korea</b>	14	3	7	24
<b>Syria</b>		1		1
<b>Taiwan</b>	1		2	3
<b>Thailand</b>	2	2		4
<b>United Kingdom</b>		1		1
<b>Vietnam</b>		1		1
<b>Total</b>	<b>40</b>	<b>61</b>	<b>23</b>	<b>124</b>



School of Science

<b>SCIENCE</b>				
	<b>Undergraduate</b>	<b>Graduate</b>	<b>Professional</b>	<b>Total</b>
<b>Algeria</b>		1		1
<b>Argentina</b>	1	1		2
<b>Armenia</b>		1		1
<b>Bahamas</b>	1	1		2
<b>Bangladesh</b>		6		6
<b>Bolivia</b>	1			1
<b>Brazil</b>	1	4		5
<b>Bulgaria</b>	1			1
<b>Cameroon</b>		1		1
<b>Canada</b>	3	3		6
<b>Chile</b>		2		2
<b>China</b>	658	270		928
<b>Colombia</b>		8		8
<b>Costa Rica</b>		6		6
<b>Croatia</b>		1		1
<b>Cyprus</b>		1		1
<b>Czech Republic</b>		1		1
<b>Ecuador</b>	1	1		2
<b>Egypt</b>		11		11
<b>Germany</b>	1	1		2
<b>Ghana</b>		2		2
<b>Greece</b>		1		1
<b>Haiti</b>		2		2
<b>Honduras</b>		1		1
<b>Hong Kong</b>	6	5		11
<b>Iceland</b>		1		1
<b>India</b>	74	91		165
<b>Indonesia</b>	8	1		9
<b>Iran</b>		10		10
<b>Italy</b>		2		2
<b>Jamaica</b>		1		1
<b>Japan</b>	3	7		10
<b>Jordan</b>		2		2
<b>Kazakhstan</b>	24			24
<b>Kenya</b>	1	1		2
<b>Lebanon</b>		3		3
<b>Lesotho</b>		1		1
<b>Malaysia</b>	41	2		43
<b>Mexico</b>	1	4		5
<b>Nepal</b>		8		8
<b>Netherlands</b>		1		1
<b>New Zealand</b>		1		1
<b>Nicaragua</b>		1		1
<b>Nigeria</b>	2	2		4
<b>Pakistan</b>	2	5		7
<b>Panama</b>		2		2



School of Science

<b><i>SCIENCE, CONTINUED</i></b>				
	<b>Undergraduate</b>	<b>Graduate</b>	<b>Professional</b>	<b>Total</b>
<b>Philippines</b>		1		1
<b>Poland</b>		1		1
<b>Qatar</b>	1			1
<b>Romania</b>		1		1
<b>Russia</b>		3		3
<b>Rwanda</b>	1			1
<b>Saudi Arabia</b>	2	4		6
<b>Singapore</b>	5	1		6
<b>South Africa</b>	1	1		2
<b>South Korea</b>	63	35		98
<b>Spain</b>		2		2
<b>Sri Lanka</b>		12		12
<b>Sweden</b>		1		1
<b>Switzerland</b>		1		1
<b>Taiwan</b>	3	20		23
<b>Tajikistan</b>	1			1
<b>Thailand</b>	5	2		7
<b>Turkey</b>	1	10		11
<b>Ukraine</b>		3		3
<b>United Arab Emirates</b>	1			1
<b>United Kingdom</b>	2	2		4
<b>Uzbekistan</b>	1			1
<b>Venezuela</b>	1			1
<b>Vietnam</b>	4	5		9
<b>Zimbabwe</b>		2		2
<b>Total</b>	<b>922</b>	<b>584</b>		<b>1506</b>





## **TECHNOLOGY**

	Undergraduate	Graduate	Professional	Total
Afghanistan		1		1
Austria		1		1
Belarus		1		1
Bolivia	1			1
Brazil		1		1
China	91	42		133
Colombia		4		4
Costa Rica	2	2		4
Czech Republic		1		1
Dominican Republic		1		1
Ecuador	2	2		4
Egypt	1	1		2
El Salvador	1			1
Ghana		1		1
Honduras		1		1
Hong Kong	1			1
India	41	37		78
Indonesia	3			3
Iran		4		4
Ireland		1		1
Jamaica	1			1
Japan	1			1
Jordan	1			1
Kazakhstan	8	1		9
Kenya		1		1
Malaysia	15	1		16
Mexico	1	4		5
Pakistan	1	1		2
Peru		1		1
Philippines	1			1
Poland	1			1
Russia		1		1
Rwanda	1			1
Saint Lucia		1		1
Saudi Arabia	2	2		4
Senegal	1			1
Serbia		1		1
Singapore	3			3
Slovakia		1		1
South Korea	25	10		35
Spain	2	4		6
Sri Lanka	1	2		3
Taiwan	10	5		15
Tanzania		1		1
Thailand	1	1		2
United Arab Emirates		1		1
United Kingdom		1		1
Venezuela		1		1
Vietnam	2			2
<b>Total</b>	<b>221</b>	<b>142</b>		<b>363</b>



<b>VETERINARY MEDICINE</b>				
	<b>Undergraduate</b>	<b>Graduate</b>	<b>Professional</b>	<b>Total</b>
<b>Australia</b>		1		1
<b>Canada</b>	1	1	1	3
<b>China</b>		4	1	5
<b>Ecuador</b>		1		1
<b>Egypt</b>		4		4
<b>France</b>		1		1
<b>Hungary</b>		1		1
<b>India</b>		3		3
<b>Iran</b>		1		1
<b>Italy</b>		1		1
<b>Japan</b>		1		1
<b>Jordan</b>		2		2
<b>Malaysia</b>		3		3
<b>Mexico</b>			1	1
<b>Nepal</b>		2		2
<b>Singapore</b>	1		1	2
<b>South Korea</b>		4	1	5
<b>Taiwan</b>		2		2
<b>United Kingdom</b>		1		1
<b>Total</b>	<b>2</b>	<b>33</b>	<b>5</b>	<b>40</b>

# Enrollment by Region

	Undergraduate	Graduate	Professional	Total
<b>AFRICA</b>	51	131	5	<b>187</b>
<b>ASIA</b>	4529	2890	18	<b>7437</b>
<b>EUROPE</b>	128	231		<b>359</b>
<b>LATIN AMERICA &amp; CARIBBEAN</b>	128	246	1	<b>375</b>
<b>MIDDLE EAST</b>	80	155	3	<b>238</b>
<b>NORTH AMERICA</b>	32	27	1	<b>60</b>
<b>OCEANIA</b>	33	13		<b>46</b>
<b>TOTAL</b>	<b>4981</b>	<b>3693</b>	<b>28</b>	<b>8702</b>



## AFRICA

Undergraduate	51
Graduate	131
Professional	5
Total	187

	Undergraduate	Graduate	Professional	Total		Undergraduate	Graduate	Professional	Total
<b>Algeria</b>		2		2	<b>Mauritius</b>	2	2		4
<b>Angola</b>	1			1	<b>Morocco</b>	1	3		4
<b>Cameroon</b>		1		1	<b>Niger</b>		1		1
<b>Cote d'Ivoire</b>		1		1	<b>Nigeria</b>	25	17	1	43
<b>Egypt</b>	8	46	1	55	<b>Rwanda</b>	3	3		6
<b>Ethiopia</b>		7		7	<b>Senegal</b>	1	1		2
<b>Ghana</b>		16	2	18	<b>South Africa</b>	2	4		6
<b>Kenya</b>	6	6	1	13	<b>Swaziland</b>		1		1
<b>Lesotho</b>		1		1	<b>Tanzania</b>		1		1
<b>Libya</b>		6		6	<b>Tunisia</b>	1			1
<b>Malawi</b>		5		5	<b>Uganda</b>	1	2		3
<b>Mali</b>		2		2	<b>Zimbabwe</b>		3		3



# ASIA

Undergraduate	4529
Graduate	2890
Professional	18
Total	7437

	Undergraduate	Graduate	Professional	Total		Undergraduate	Graduate	Professional	Total
<b>Bangladesh</b>	14	46		60	<b>Mongolia</b>	1	1		2
<b>Bhutan</b>		1		1	<b>Nepal</b>	2	26		28
<b>Burma (Myanmar)</b>	3	1		4	<b>Pakistan</b>	27	41		68
<b>Cambodia</b>		1		1	<b>Philippines</b>	6	3	1	10
<b>China</b>	3004	1316	3	4323	<b>Singapore</b>	26	18	2	46
<b>Hong Kong</b>	29	20		49	<b>South Korea</b>	367	358	8	733
<b>India</b>	616	737	2	1355	<b>Sri Lanka</b>	4	20		24
<b>Indonesia</b>	73	22		95	<b>Taiwan</b>	73	157	2	232
<b>Japan</b>	19	53		72	<b>Thailand</b>	33	24		57
<b>Kazakhstan</b>	61	6		67	<b>Turkmenistan</b>	1	2		3
<b>Macau</b>	1			1	<b>Uzbekistan</b>	1			1
<b>Malaysia</b>	155	21		176	<b>Vietnam</b>	13	16		29



# EUROPE

Undergraduate	128
Graduate	231
Professional	0
Total	459

	Undergraduate	Graduate	Professional	Total		Undergraduate	Graduate	Professional	Total
Armenia		4		4	Macedonia		2		2
Austria	1	1		2	Netherlands	1	9		10
Belarus		1		1	Norway	1			1
Belgium		1		1	Poland	4	3		7
Bulgaria	1	3		4	Portugal		1		1
Croatia		2		2	Romania	1	3		4
Czech Republic		3		3	Russia		10		10
Denmark	2	4		6	Serbia	1	1		2
France	9	15		24	Slovakia	1	1		2
Germany	20	29		49	Slovenia	2			2
Greece	3	6		9	Spain	9	15		24
Hungary	3	8		11	Sweden	3	5		8
Iceland		1		1	Switzerland	3	3		6
Ireland	7	2		9	Turkey	21	61		82
Italy	2	17		19	Ukraine		6		6
Latvia		2		2	United Kingdom	32	12		44
Lithuania	1			1					



# LATIN AMERICA & CARIBBEAN

Undergraduate	128
Graduate	246
Professional	0
Total	375

	Undergraduate	Graduate	Professional	Total		Undergraduate	Graduate	Professional	Total
Argentina	1	7		8	Grenada		1		1
Bahamas	2	4		6	Guatemala	7	5		12
Barbados	1			1	Guyana		1		1
Belize		1		1	Haiti	1	2		3
Bolivia	5	1		6	Honduras	3	8		11
Brazil	26	30		56	Jamaica	2	6		8
Chile	2	14		16	Mexico	27	31	1	59
Colombia	10	64		74	Nicaragua	1	2		3
Costa Rica	5	12		17	Panama	6	10		16
Dominica		1		1	Peru	4	11		15
Dominican Republic		3		3	Saint Lucia		3		3
Ecuador	14	15		29	Trinidad & Tobago	1	3		4
El Salvador	4	1		5	Venezuela	6	10		16



# MIDDLE EAST

Undergraduate	80
Graduate	155
Professional	3
<b>Total</b>	<b>238</b>

	Undergraduate	Graduate	Professional	Total		Undergraduate	Graduate	Professional	Total
<b>Afghanistan</b>	5	8		13	<b>Oman</b>	1	1		2
<b>Bahrain</b>	1	1		2	<b>Palestinian Territories</b>		4		4
<b>Cyprus</b>	2	1		3	<b>Qatar</b>	1		1	2
<b>Iran</b>	1	68		69	<b>Saudi Arabia</b>	35	22		57
<b>Israel</b>		4		4	<b>Syria</b>		1		1
<b>Jordan</b>	11	21		32	<b>Tajikistan</b>	1			1
<b>Kuwait</b>	5	9	1	15	<b>United Arab Emirates</b>	12	4		16
<b>Lebanon</b>	5	11	1	17					



# NORTH AMERICA

Undergraduate	32
Graduate	27
Professional	1
Total	60

	Undergraduate	Graduate	Professional	Total
<b>CANADA</b>	32	27	1	60





# OCEANIA

Undergraduate	33
Graduate	13
Professional	0
Total	46

	Undergraduate	Graduate	Professional	Total
AUSTRALIA	24	10		34
NEW ZEALAND	9	3		12

# International Faculty and Staff

<b>Areas</b>	<b>Count</b>	<b>Areas</b>	<b>Count</b>
Agriculture	179	Health Sciences	60
Biological and Biomedical Sciences	106	History	1
Business and Management	41	Letters	24
Communications	18	Mathematics	37
Computer and Information Sciences	49	Philosophy and Religion	3
Do not know	1	Physical Sciences	107
Education	51	Psychology	9
Engineering	348	Social Sciences	16
Family and Consumer Sciences	12	Visual and Performing Arts	5
Foreign Languages and Literature	6	Other	49
<b>Total</b>			<b>1122</b>

Note: Areas listed correspond to Institute of International Education (IIE) reporting guidelines.

# International Faculty and Staff by Country

COUNTRY	COUNT	COUNTRY	COUNT
Afghanistan	13	Kazakhstan	1
Argentina	4	Kyrgyzstan	1
Australia	6	Lebanon	1
Austria	3	Libya	1
Belgium	5	Lithuania	1
Benin	2	Malaysia	5
Brazil	42	Mexico	19
Bulgaria	1	Mongolia	1
Burkina Faso	1	Netherlands	6
Cameroon	1	New Zealand	1
Canada	12	Nicaragua	1
Chile	2	Niger	1
China	502	Nigeria	2
Colombia	18	Pakistan	9
Croatia	1	Peru	1
Czech Republic	4	Philippines	1
Denmark	4	Poland	2
Ecuador	4	Portugal	4
Egypt	12	Romania	4
El Salvador	1	Russia	13
Estonia	1	Rwanda	1
Ethiopia	1	Saudi Arabia	1
Finland	2	Singapore	3
France	20	South Africa	1
Gabon	1	South Korea	93
Germany	20	Spain	16
Ghana	1	Sri Lanka	1
Greece	4	St. Lucia	1
Guatemala	3	Sudan	2
Haiti	1	Sweden	2
Honduras	5	Switzerland	4
Hong Kong	1	Taiwan	28
Hungary	3	Thailand	5
India	88	Turkey	18
Indonesia	2	Uganda	1
Iran	5	Ukraine	3
Ireland	6	United Kingdom	13
Israel	3	Venezuela	1
Italy	28	Vietnam	1
Jamaica	1	Zambia	1
Japan	17		
<b>Total</b>			<b>1122</b>

## Grand Totals

<b>UNDERGRADUATE STUDENTS</b>	<b>4981</b>
<b>GRADUATE STUDENTS</b>	<b>3693</b>
<b>PROFESSIONAL STUDENTS</b>	<b>28</b>
<b>FACULTY &amp; STAFF</b>	<b>1122</b>
<b>TOTAL</b>	<b>9824</b>