

INTERNATIONAL STUDENTS AND SCHOLARS ENROLLMENT & STATISTICAL REPORT Fall 2021



CONTENTS

| | | |
|------------|--|----|
| Section 1 | Introduction | 3 |
| Section 2 | International Student Enrollment 2011 - 2021 | 4 |
| Section 3 | Fall 2021 Top Ten Places of Origin | 5 |
| Section 4 | Enrollment by Country..... | 7 |
| Section 5 | Enrollment by Educational Level..... | 9 |
| Section 6 | Undergraduate Enrollment | 11 |
| Section 7 | Graduate and Professional Enrollment..... | 13 |
| Section 8 | Online and Residential Enrollment by Country..... | 15 |
| Section 9 | Enrollment by Curricula | 19 |
| Section 10 | College Enrollment by Places of Origin | 23 |
| | Agriculture | 23 |
| | Education..... | 25 |
| | Engineering..... | 26 |
| | Health and Human Sciences..... | 28 |
| | Liberal Arts..... | 30 |
| | Krannert School of Management..... | 32 |
| | Pharmacy..... | 34 |
| | Science | 35 |
| | Polytechnic Institute..... | 37 |
| | Veterinary Medicine | 39 |
| | Exploratory Studies | 40 |
| | Interdisciplinary & Special Programs | 41 |
| | Non-Degree..... | 42 |
| Section 11 | Enrollment by Region..... | 43 |
| | Africa | 44 |
| | East Asia & Pacific | 45 |
| | Europe & Eurasia | 46 |
| | Near East..... | 47 |
| | South & Central Asia..... | 48 |
| | Western Hemisphere | 49 |
| Section 12 | International Scholars..... | 50 |
| Section 13 | Summary | 52 |

INTRODUCTION

A total of 8956 students from abroad, representing 128* countries and 1154 international faculty and staff representing 68* nations, claim Purdue University as their home this fall semester.

The University's total international student enrollment ranks:

- 4th among U.S. public institutions
- 2nd in the Big Ten

The international student body comprises 18.0% of the total number of enrolled students. International undergraduate students comprise 11.2% of the total undergraduate body, or 4166 students. A total of 4790 international graduate and professional students represent 38.2% of all students at this level of study.

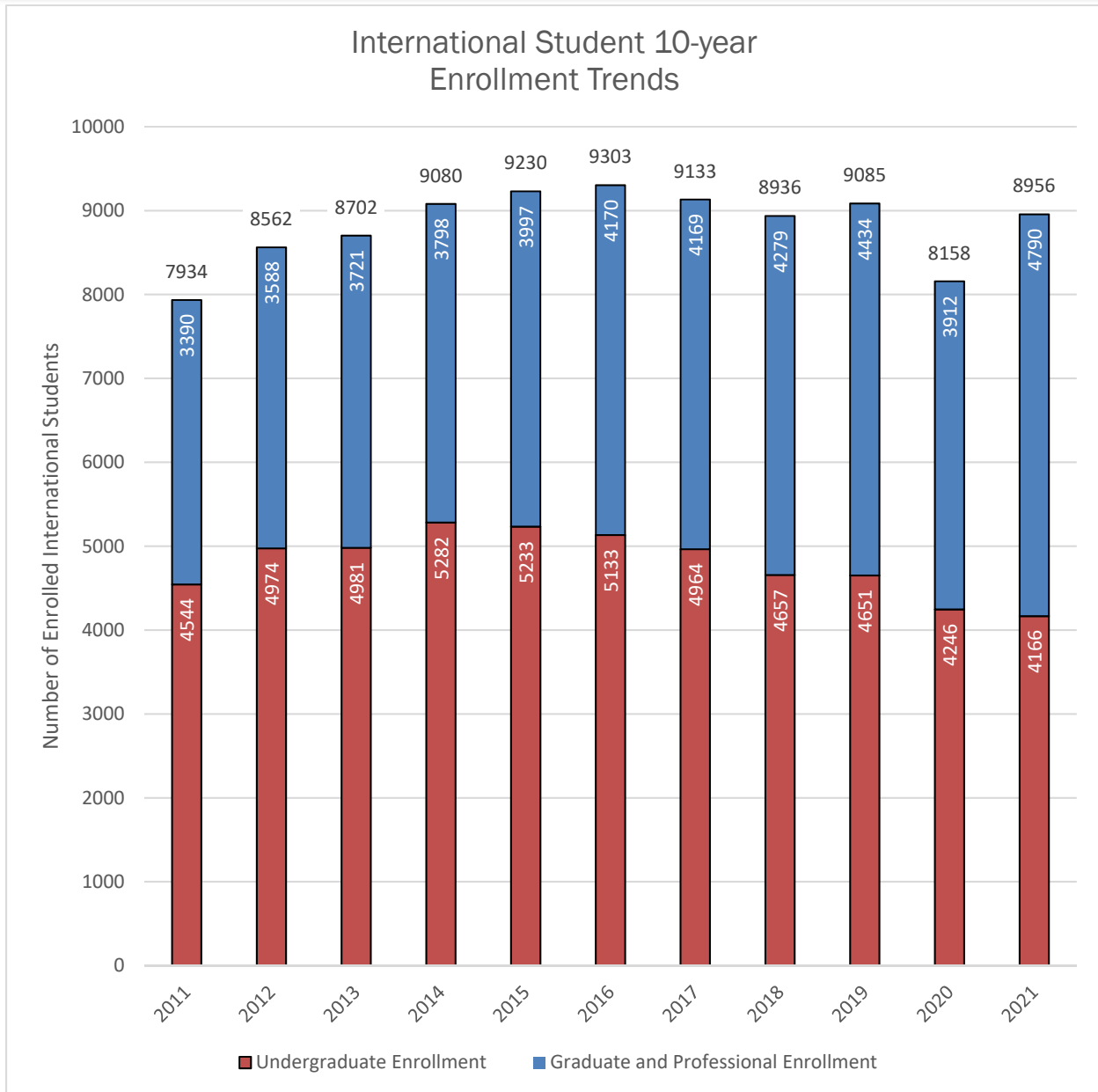
College of Engineering (40.7%), College of Science (20.6%), Krannert School of Management (10.2%), Purdue Polytechnic Institute (8.9%) and College of Agriculture (5.6%) enroll the highest percentages of students from abroad. China ranks first (2530) in total enrollment while India (2300) is second. South Korea (649), Taiwan (419), Colombia (162), Brazil (148), Nigeria (138), Canada (135), Vietnam (129), and Saudi Arabia (128) round out the top ten.

China (465), India (197), South Korea (81), Colombia (72), Brazil (44), Canada (29), Italy (19), Japan (16), Iran (15) and Spain (15) send the largest number of international faculty, researchers and staff. The majority of international scholars are in Engineering (356); Agriculture, Agricultural Operations and Related Sciences (141); Physical Sciences (124); Biological and Biomedical Sciences (114); and Health Professions and Related Programs (101).

Questions and comments regarding this report should be directed to International Students and Scholars: Christine Collins, director, International Student Services, ccollins@purdue.edu or Amanda Thompson, director, International Scholar Services, thomp557@purdue.edu

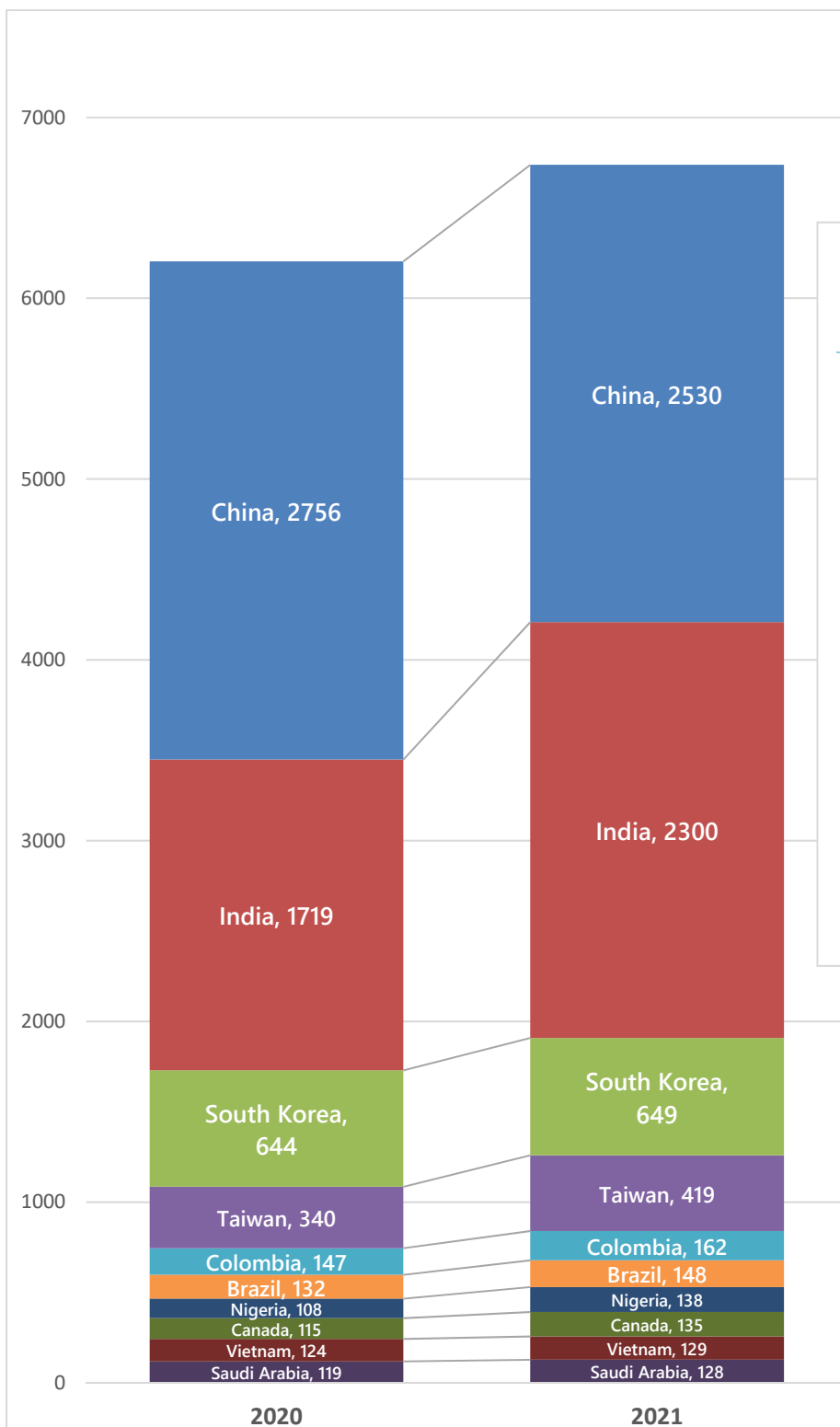
*Bermuda, Hong Kong, Macau, Palestinian Territories and Taiwan are listed throughout this report but are not included in the country counts.

International Students: 10-year Enrollment



| International Student 10-year Enrollment Trends | | | |
|---|-------------|-------------|-------------|
| | 2011 | 2021 | Change |
| Undergraduates | 4544 | 4166 | -8% |
| Graduates and Professionals | 3390 | 4790 | +41% |
| Total | 7934 | 8956 | +13% |

International Students: Top Ten

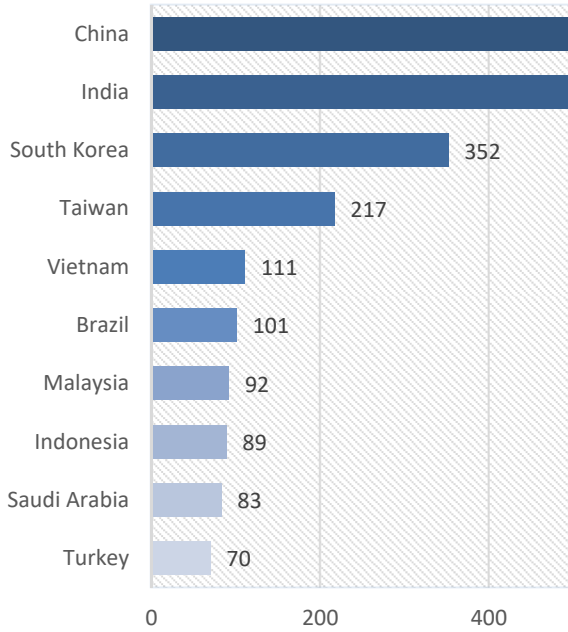


| Country | Students | % of Total | Change from 2019 |
|--------------|-------------|-------------|------------------|
| China | 2530 | 28.2% | -8.2% |
| India | 2300 | 25.7% | 33.8% |
| South Korea | 649 | 7.2% | 0.8% |
| Taiwan | 419 | 4.7% | 23.2% |
| Colombia | 162 | 1.8% | 10.2% |
| Brazil | 148 | 1.7% | 12.1% |
| Nigeria | 138 | 1.5% | 27.8% |
| Canada | 135 | 1.5% | 17.4% |
| Vietnam | 129 | 1.4% | 4.0% |
| Saudi Arabia | 128 | 1.4% | 7.6% |
| Other | 2218 | 24.8% | 13.5% |
| TOTAL | 8956 | 100% | 9.8% |

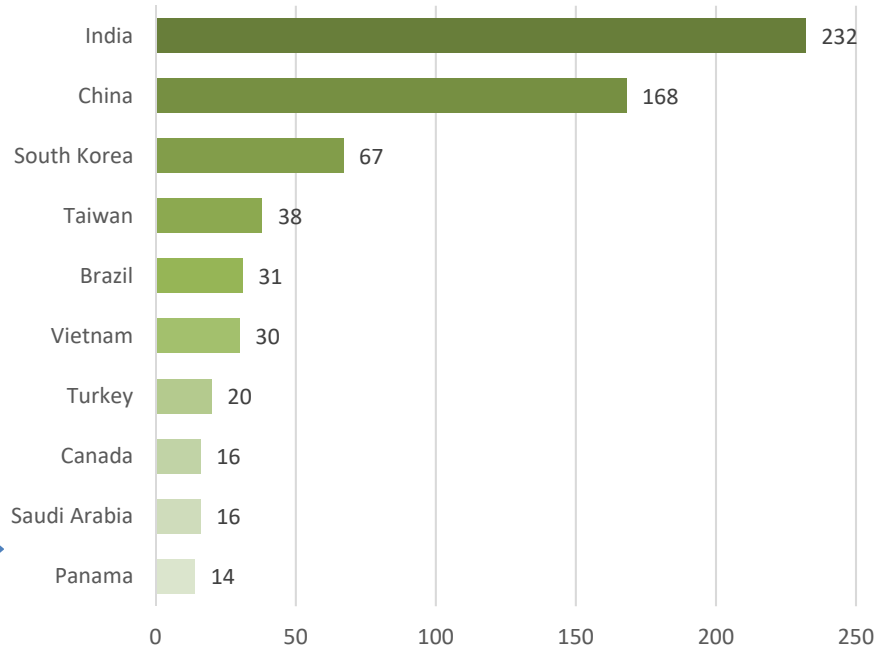
129
nations are represented within the Purdue University student body.

TOP TEN PLACES OF ORIGIN

Top Ten by Undergraduate Enrollment



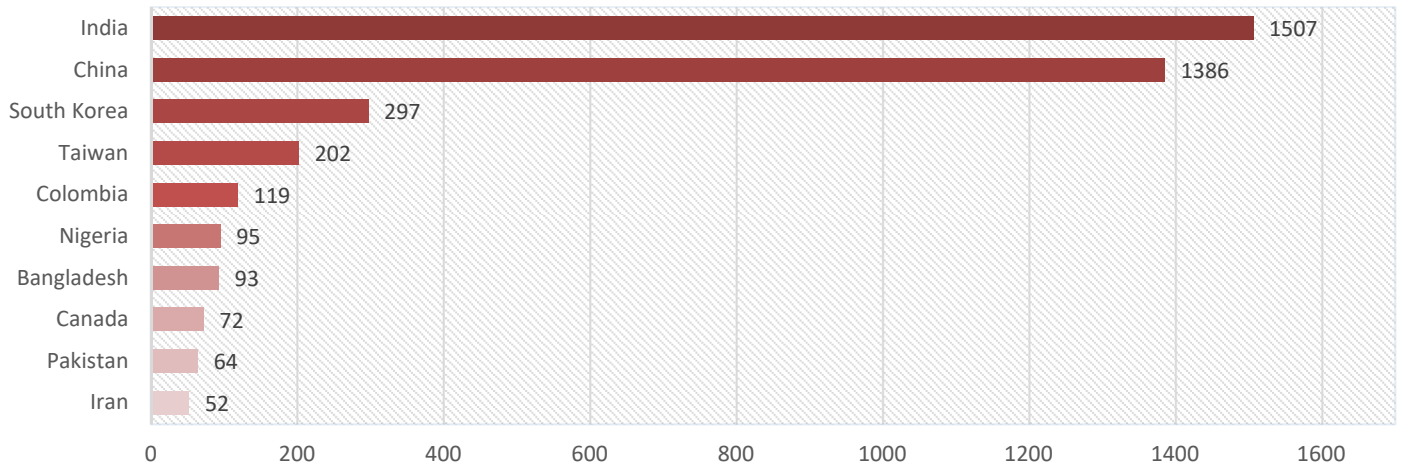
Top Ten by Incoming Freshman



Undergraduate enrollment decreased by 3.4%

Graduate enrollment increased by 22.3%

Top Ten by Graduate and Professional Enrollment



Total Enrollment by Country

| | Country | UG | GR & PR | Total |
|----|----------------------------------|------|---------|-------|
| 1 | Afghanistan | | 5 | 5 |
| 2 | Albania | 2 | 1 | 3 |
| 3 | Andorra | 1 | | 1 |
| 4 | Angola | | 1 | 1 |
| 5 | Argentina | 8 | 7 | 15 |
| 6 | Australia | 14 | 10 | 24 |
| 7 | Austria | 3 | 1 | 4 |
| 8 | Azerbaijan | 8 | 5 | 13 |
| 9 | Bahamas | 5 | 3 | 8 |
| 10 | Bahrain | 8 | 1 | 9 |
| 11 | Bangladesh | 25 | 93 | 118 |
| 12 | Barbados | | 1 | 1 |
| 13 | Belgium | 4 | | 4 |
| 14 | Belize | 1 | | 1 |
| 15 | Bermuda | 1 | | 1 |
| 16 | Bhutan | 1 | | 1 |
| 17 | Bolivia | 16 | 4 | 20 |
| 18 | Bosnia - Herzegovina | 1 | | 1 |
| 19 | Botswana | | 1 | 1 |
| 20 | Brazil | 101 | 47 | 148 |
| 21 | Burma | 16 | 2 | 18 |
| 22 | Cambodia | 1 | 2 | 3 |
| 23 | Cameroon | 1 | 3 | 4 |
| 24 | Canada | 63 | 72 | 135 |
| 25 | Chile | 9 | 11 | 20 |
| 26 | China | 1144 | 1386 | 2530 |
| 27 | Colombia | 43 | 119 | 162 |
| 28 | Costa Rica | 22 | 12 | 34 |
| 29 | Cote d'Ivoire | 1 | | 1 |
| 30 | Croatia | 1 | 2 | 3 |
| 31 | Cyprus | 2 | 3 | 5 |
| 32 | Czech Republic | 2 | 2 | 4 |
| 33 | Democratic Republic of the Congo | 3 | | 3 |
| 34 | Denmark | 4 | 1 | 5 |
| 35 | Dominican Republic | 10 | 2 | 12 |
| 36 | Ecuador | 13 | 20 | 33 |
| 37 | Egypt | 11 | 50 | 61 |
| 38 | El Salvador | 15 | 3 | 18 |
| 39 | Ethiopia | 2 | 5 | 7 |
| 40 | Finland | | 1 | 1 |
| 41 | France | 16 | 11 | 27 |
| 42 | Gambia | | 1 | 1 |
| 43 | Georgia | 5 | 4 | 9 |

| | Country | UG | GR & PR | Total |
|----|-------------|-----|---------|-------|
| 44 | Germany | 29 | 16 | 45 |
| 45 | Ghana | 4 | 29 | 33 |
| 46 | Greece | 7 | 15 | 22 |
| 47 | Guatemala | 22 | 6 | 28 |
| 48 | Guyana | 2 | 2 | 4 |
| 49 | Haiti | 1 | 1 | 2 |
| 50 | Honduras | 14 | 11 | 25 |
| 51 | Hong Kong | 41 | 12 | 53 |
| 52 | Hungary | 2 | 2 | 4 |
| 53 | Iceland | 2 | | 2 |
| 54 | India | 793 | 1507 | 2300 |
| 55 | Indonesia | 89 | 23 | 112 |
| 56 | Iran | | 52 | 52 |
| 57 | Ireland | 21 | 2 | 23 |
| 58 | Israel | 3 | 1 | 4 |
| 59 | Italy | 17 | 16 | 33 |
| 60 | Jamaica | 5 | 7 | 12 |
| 61 | Japan | 31 | 20 | 51 |
| 62 | Jordan | 12 | 14 | 26 |
| 63 | Kazakhstan | 28 | 10 | 38 |
| 64 | Kenya | 6 | 27 | 33 |
| 65 | Kuwait | 11 | 5 | 16 |
| 66 | Kyrgyzstan | 1 | | 1 |
| 67 | Latvia | 1 | | 1 |
| 68 | Lebanon | 9 | 15 | 24 |
| 69 | Lesotho | | 1 | 1 |
| 70 | Macau | 6 | 1 | 7 |
| 71 | Malaysia | 92 | 13 | 105 |
| 72 | Mali | 1 | 1 | 2 |
| 73 | Malta | 1 | | 1 |
| 74 | Mauritius | 3 | | 3 |
| 75 | Mexico | 35 | 26 | 61 |
| 76 | Moldova | 2 | | 2 |
| 77 | Mongolia | 8 | 2 | 10 |
| 78 | Morocco | 5 | 1 | 6 |
| 79 | Nepal | 4 | 32 | 36 |
| 80 | Netherlands | 4 | 2 | 6 |
| 81 | New Zealand | 6 | 3 | 9 |
| 82 | Nicaragua | 7 | 2 | 9 |
| 83 | Nigeria | 43 | 95 | 138 |
| 84 | Norway | 6 | 1 | 7 |
| 85 | Oman | 10 | | 10 |
| 86 | Pakistan | 45 | 64 | 109 |

Total Enrollment by Country, continued

| | <i>Country</i> | UG | GR & PR | Total | | <i>Country</i> | UG | GR & PR | Total |
|-----|------------------|-----------|--------------------|--------------|-----|----------------------|-----------|--------------------|--------------|
| 87 | Palestine | | 4 | 4 | 111 | Swaziland | | 1 | 1 |
| 88 | Panama | 36 | 8 | 44 | 112 | Sweden | | 1 | 1 |
| 89 | Papua New Guinea | 1 | | 1 | 113 | Switzerland | 3 | 3 | 6 |
| 90 | Paraguay | 1 | 1 | 2 | 114 | Syria | | 1 | 1 |
| 91 | Peru | 33 | 27 | 60 | 115 | Taiwan | 217 | 202 | 419 |
| 92 | Philippines | 10 | 7 | 17 | 116 | Tajikistan | | 1 | 1 |
| 93 | Poland | 11 | | 11 | 117 | Tanzania | 2 | 18 | 20 |
| 94 | Portugal | 4 | | 4 | 118 | Thailand | 49 | 19 | 68 |
| 95 | Romania | 2 | 3 | 5 | 119 | Togo | | 1 | 1 |
| 96 | Russia | 13 | 10 | 23 | 120 | Trinidad - Tobago | 4 | 7 | 11 |
| 97 | Rwanda | | 3 | 3 | 121 | Tunisia | 2 | | 2 |
| 98 | Saudi Arabia | 83 | 45 | 128 | 122 | Turkey | 70 | 47 | 117 |
| 99 | Senegal | | 1 | 1 | 123 | Uganda | | 35 | 35 |
| 100 | Serbia | 3 | 2 | 5 | 124 | Ukraine | 4 | 1 | 5 |
| 101 | Singapore | 23 | 13 | 36 | 125 | United Arab Emirates | 23 | 4 | 27 |
| 102 | Slovakia | 3 | 1 | 4 | 126 | United Kingdom | 11 | 6 | 17 |
| 103 | Slovenia | 1 | | 1 | 127 | Uruguay | 2 | 1 | 3 |
| 104 | South Africa | 5 | 1 | 6 | 128 | Uzbekistan | 2 | | 2 |
| 105 | South Korea | 352 | 297 | 649 | 129 | Venezuela | 11 | 4 | 15 |
| 106 | South Sudan | | 2 | 2 | 130 | Vietnam | 111 | 18 | 129 |
| 107 | Spain | 47 | 24 | 71 | 131 | Yemen | | 1 | 1 |
| 108 | Sri Lanka | 11 | 24 | 35 | 132 | Zambia | 2 | 4 | 6 |
| 109 | St Vincent | | 1 | 1 | 133 | Zimbabwe | 1 | 9 | 10 |
| 110 | Sudan | 1 | 3 | 4 | | | | | |

| Total Enrollment | |
|-------------------------|-------------|
| Undergraduate | 4166 |
| Graduate & Professional | 4790 |
| All Students | 8956 |

ENROLLMENT BY EDUCATIONAL LEVEL

All New International Students (UG, GR, PR)

| Country | B | EX | T | X | TOTAL |
|-------------|-----|----|----|---|-------|
| Afghanistan | 2 | | | | 2 |
| Albania | 1 | | | | 1 |
| Andorra | 1 | | | | 1 |
| Argentina | 5 | | | | 5 |
| Australia | 4 | | 2 | | 6 |
| Austria | 2 | | | | 2 |
| Azerbaijan | 3 | | | | 3 |
| Bahamas | 1 | | 2 | | 3 |
| Bahrain | 3 | | | | 3 |
| Bangladesh | 32 | | | | 32 |
| Belize | 1 | | | | 1 |
| Bermuda | 1 | | | | 1 |
| Bolivia | 5 | | 4 | | 9 |
| Brazil | 43 | | | | 43 |
| Burma | 4 | | | | 4 |
| Cambodia | 2 | | | | 2 |
| Canada | 41 | | | | 41 |
| Chile | 6 | | | | 6 |
| China | 435 | 3 | 39 | | 477 |
| Colombia | 40 | 3 | 1 | | 44 |
| Costa Rica | 6 | | | | 6 |
| Cyprus | 1 | | | | 1 |

| Country | B | EX | T | X | TOTAL |
|--------------------|-----|----|----|---|-------|
| Czech Republic | 1 | 1 | | | 2 |
| Denmark | 2 | 1 | | | 3 |
| Dominican Republic | 3 | | | | 3 |
| Ecuador | 11 | | 1 | | 12 |
| Egypt | 18 | | | | 18 |
| El Salvador | 3 | | | | 3 |
| France | 2 | 4 | | | 6 |
| Gambia | 1 | | | | 1 |
| Georgia | 1 | | 1 | | 2 |
| Germany | 4 | 27 | | | 31 |
| Ghana | 6 | | | | 6 |
| Greece | 9 | | | | 9 |
| Guatemala | 8 | | | | 8 |
| Honduras | 8 | | | | 8 |
| Hong Kong | 10 | | | | 10 |
| Iceland | 1 | | | | 1 |
| India | 930 | | 14 | | 944 |
| Indonesia | 17 | | 6 | | 23 |
| Iran | 10 | | | | 10 |
| Ireland | 3 | 16 | | | 19 |
| Italy | 8 | | 1 | | 9 |
| Jamaica | 2 | | 1 | | 3 |

B = New First Time Student
 EX = Study Abroad Exchange Student (Incoming)
 T = Transfer Student
 X = Regional Campus Transfer

Continued

ENROLLMENT BY EDUCATIONAL LEVEL

All New International Students, continued

| Country | B | EX | T | X | TOTAL |
|-------------|----|----|---|---|-------|
| Japan | 11 | 2 | 3 | | 16 |
| Jordan | 5 | | | | 5 |
| Kazakhstan | 9 | | 1 | | 10 |
| Kenya | 24 | | 1 | | 25 |
| Kuwait | 3 | | 1 | | 4 |
| Lebanon | 12 | | | | 12 |
| Lesotho | 1 | | | | 1 |
| Macau | 1 | | | | 1 |
| Malaysia | 7 | | 8 | | 15 |
| Mauritius | 1 | | 1 | | 2 |
| Mexico | 16 | 2 | 1 | | 19 |
| Mongolia | 3 | | | | 3 |
| Morocco | 1 | | | | 1 |
| Nepal | 14 | | | | 14 |
| Netherlands | | 1 | | | 1 |
| New Zealand | 2 | | | | 2 |
| Nicaragua | 3 | | | | 3 |
| Nigeria | 52 | | | | 52 |
| Norway | 3 | | | | 3 |
| Pakistan | 40 | | | | 40 |
| Palestine | 1 | | | | 1 |
| Panama | 15 | | | | 15 |
| Peru | 17 | | 4 | | 21 |
| Philippines | 4 | | 1 | | 5 |
| Poland | 2 | | | | 2 |
| Portugal | 2 | | | | 2 |
| Russia | 4 | 1 | | | 5 |

| Country | B | EX | T | X | TOTAL |
|----------------------|-------------|------------|------------|----------|-------------|
| Rwanda | 2 | | | | 2 |
| Saudi Arabia | 28 | | 4 | | 32 |
| Singapore | 10 | 1 | | | 11 |
| Slovakia | 1 | | | | 1 |
| Slovenia | 1 | | | | 1 |
| South Africa | 3 | | | | 3 |
| South Korea | 130 | | 23 | | 153 |
| South Sudan | 2 | | | | 2 |
| Spain | 12 | 32 | | | 44 |
| Sri Lanka | 7 | | | | 7 |
| Sudan | 2 | | | | 2 |
| Switzerland | 1 | 3 | | | 4 |
| Syria | 1 | | | | 1 |
| Taiwan | 125 | | 20 | | 145 |
| Tanzania | 16 | | | | 16 |
| Thailand | 13 | | 1 | | 14 |
| Turkey | 26 | | | | 26 |
| Uganda | 33 | | | | 33 |
| Ukraine | 2 | | 1 | | 3 |
| United Arab Emirates | 2 | | | | 2 |
| United Kingdom | 3 | 5 | | | 8 |
| Uruguay | 1 | | | | 1 |
| Uzbekistan | 1 | | | | 1 |
| Venezuela | 3 | | | | 3 |
| Vietnam | 32 | | 2 | | 34 |
| Zambia | 1 | | 1 | | 2 |
| Zimbabwe | 9 | | | | 9 |
| Grand Total | 2417 | 102 | 145 | 0 | 2664 |

B = New First Time Student
 EX = Study Abroad Exchange Student (Incoming)
 T = Transfer Student
 X = Regional Campus Transfer

New International Undergraduate Students

| Country | B | EX | T | X | TOTAL |
|------------|-----|----|----|---|-------|
| Albania | 1 | | | | 1 |
| Andorra | 1 | | | | 1 |
| Argentina | 3 | | | | 3 |
| Australia | 2 | | 2 | | 4 |
| Austria | 1 | | | | 1 |
| Azerbaijan | 2 | | | | 2 |
| Bahamas | | | 2 | | 2 |
| Bahrain | 3 | | | | 3 |
| Bangladesh | 6 | | | | 6 |
| Belize | 1 | | | | 1 |
| Bermuda | 1 | | | | 1 |
| Bolivia | 4 | | 4 | | 8 |
| Brazil | 31 | | | | 31 |
| Burma | 3 | | | | 3 |
| Canada | 16 | | | | 16 |
| Chile | 2 | | | | 2 |
| China | 168 | 3 | 39 | | 210 |
| Colombia | 13 | 3 | 1 | | 17 |
| Costa Rica | 4 | | | | 4 |
| Cyprus | 1 | | | | 1 |
| Czechia | 1 | 1 | | | 2 |

| Country | B | EX | T | X | TOTAL |
|--------------------|-----|----|----|---|-------|
| Denmark | 2 | 1 | | | 3 |
| Dominican Republic | 2 | | | | 2 |
| Ecuador | 6 | | 1 | | 7 |
| El Salvador | 3 | | | | 3 |
| France | | 4 | | | 4 |
| Georgia | | | 1 | | 1 |
| Germany | 2 | 27 | | | 29 |
| Greece | 4 | | | | 4 |
| Guatemala | 5 | | | | 5 |
| Honduras | 5 | | | | 5 |
| Hong Kong | 8 | | | | 8 |
| Iceland | 1 | | | | 1 |
| India | 232 | | 14 | | 246 |
| Indonesia | 12 | | 6 | | 18 |
| Ireland | 2 | 16 | | | 18 |
| Italy | 3 | | 1 | | 4 |
| Jamaica | 1 | | 1 | | 2 |
| Japan | 6 | 2 | 3 | | 11 |
| Jordan | 2 | | | | 2 |
| Kazakhstan | 7 | | 1 | | 8 |
| Kenya | | | 1 | | 1 |

B = New First Time Student
 EX = Study Abroad Exchange Student (Incoming)
 T = Transfer Student
 X = Regional Campus Transfer

New International Undergraduate Students, continued

| Country | B | EX | T | X | TOTAL |
|-------------|----|----|---|---|-------|
| Kuwait | 3 | | 1 | | 4 |
| Lebanon | 4 | | | | 4 |
| Macau | 1 | | | | 1 |
| Malaysia | 6 | | 8 | | 14 |
| Mauritius | 1 | | 1 | | 2 |
| Mexico | 11 | 2 | 1 | | 14 |
| Mongolia | 2 | | | | 2 |
| Morocco | 1 | | | | 1 |
| Nepal | 1 | | | | 1 |
| Netherlands | | 1 | | | 1 |
| New Zealand | 2 | | | | 2 |
| Nicaragua | 3 | | | | 3 |
| Nigeria | 8 | | | | 8 |
| Norway | 2 | | | | 2 |
| Pakistan | 12 | | | | 12 |
| Panama | 14 | | | | 14 |
| Peru | 7 | | 4 | | 11 |
| Philippines | 1 | | 1 | | 2 |
| Poland | 2 | | | | 2 |
| Portugal | 2 | | | | 2 |

| Country | B | EX | T | X | TOTAL |
|--------------------|------------|------------|------------|----------|-------------|
| Russia | 4 | 1 | | | 5 |
| Saudi Arabia | 16 | | 4 | | 20 |
| Singapore | 5 | 1 | | | 6 |
| Slovakia | 1 | | | | 1 |
| Slovenia | 1 | | | | 1 |
| South Africa | 2 | | | | 2 |
| South Korea | 67 | | 23 | | 90 |
| Spain | 6 | 32 | | | 38 |
| Sri Lanka | 1 | | | | 1 |
| Switzerland | | 3 | | | 3 |
| Taiwan | 38 | | 20 | | 58 |
| Thailand | 5 | | 1 | | 6 |
| Turkey | 20 | | | | 20 |
| Ukraine | 1 | | 1 | | 2 |
| United Kingdom | 2 | 5 | | | 7 |
| Uzbekistan | 1 | | | | 1 |
| Venezuela | 2 | | | | 2 |
| Vietnam | 30 | | 2 | | 32 |
| Zambia | | | 1 | | 1 |
| Grand Total | 852 | 102 | 145 | 0 | 1099 |

B = New First Time Student
 EX = Study Abroad Exchange Student (Incoming)
 T = Transfer Student
 X = Regional Campus Transfer

NEW GRADUATE AND PROFESSIONAL ENROLLMENT

New International Graduate and Professional Students

| Country | B | EX | T | TOTAL |
|--------------------|-----|----|---|-------|
| Afghanistan | 2 | | | 2 |
| Argentina | 2 | | | 2 |
| Australia | 2 | | | 2 |
| Austria | 1 | | | 1 |
| Azerbaijan | 1 | | | 1 |
| Bahamas | 1 | | | 1 |
| Bangladesh | 26 | | | 26 |
| Bolivia | 1 | | | 1 |
| Brazil | 12 | | | 12 |
| Burma | 1 | | | 1 |
| Cambodia | 2 | | | 2 |
| Canada | 25 | | | 25 |
| Chile | 4 | | | 4 |
| China | 267 | | | 267 |
| Colombia | 27 | | | 27 |
| Costa Rica | 2 | | | 2 |
| Dominican Republic | 1 | | | 1 |
| Ecuador | 5 | | | 5 |
| Egypt | 18 | | | 18 |

| Country | B | EX | T | TOTAL |
|------------|-----|----|---|-------|
| France | 2 | | | 2 |
| Gambia | 1 | | | 1 |
| Georgia | 1 | | | 1 |
| Germany | 2 | 3 | | 5 |
| Ghana | 6 | | | 6 |
| Greece | 5 | | | 5 |
| Guatemala | 3 | | | 3 |
| Honduras | 3 | | | 3 |
| Hong Kong | 2 | | | 2 |
| India | 698 | | | 698 |
| Indonesia | 5 | | | 5 |
| Iran | 10 | | | 10 |
| Ireland | 1 | | | 1 |
| Italy | 5 | | | 5 |
| Jamaica | 1 | | | 1 |
| Japan | 5 | | | 5 |
| Jordan | 3 | | | 3 |
| Kazakhstan | 2 | | | 2 |
| Kenya | 24 | | | 24 |

Continued

B = New First Time Student
 EX = Study Abroad Exchange Student (Incoming)
 T = Transfer Student

NEW GRADUATE AND PROFESSIONAL ENROLLMENT

New International Graduate and Professional Students

| Country | B | EX | T | TOTAL |
|--------------|----|----|---|-------|
| Lebanon | 8 | | | 8 |
| Lesotho | 1 | | | 1 |
| Malaysia | 1 | | | 1 |
| Mexico | 5 | | | 5 |
| Mongolia | 1 | | | 1 |
| Nepal | 13 | | | 13 |
| Nigeria | 44 | | | 44 |
| Norway | 1 | | | 1 |
| Pakistan | 28 | | | 28 |
| Palestine | 1 | | | 1 |
| Panama | 1 | | | 1 |
| Peru | 10 | | | 10 |
| Philippines | 3 | | | 3 |
| Rwanda | 2 | | | 2 |
| Saudi Arabia | 12 | | | 12 |
| Singapore | 5 | | | 5 |
| South Africa | 1 | | | 1 |
| South Korea | 63 | | | 63 |

| Country | B | EX | T | TOTAL |
|----------------------|-------------|----------|----------|-------------|
| South Sudan | 2 | | | 2 |
| Spain | 6 | | | 6 |
| Sri Lanka | 6 | | | 6 |
| Sudan | 2 | | | 2 |
| Switzerland | 1 | | | 1 |
| Syria | 1 | | | 1 |
| Taiwan | 87 | | | 87 |
| Tanzania | 16 | | | 16 |
| Thailand | 8 | | | 8 |
| Turkey | 6 | | | 6 |
| Uganda | 33 | | | 33 |
| United Arab Emirates | 2 | | | 2 |
| United Kingdom | 1 | | | 1 |
| Uruguay | 1 | | | 1 |
| Venezuela | 1 | | | 1 |
| Vietnam | 2 | | | 2 |
| Zambia | 1 | | | 1 |
| Zimbabwe | 9 | | | 9 |
| Grand Total | 1564 | 3 | 0 | 1567 |

B = New First Time Student
 EX = Study Abroad Exchange Student (Incoming)
 T = Transfer Student

ENROLLMENT TYPE BY COUNTRY

Total Online and Residential Enrollment

| | Country | Online Only Enrollment | | | On Campus Residential Enrollment | | | Total Enrollment |
|----|----------------------------------|------------------------|---------|--------------|----------------------------------|---------|-------------------|------------------|
| | | UG | GR & PR | Total Online | UG | GR & PR | Total Residential | |
| 1 | Afghanistan | | | | | 5 | 5 | 5 |
| 2 | Albania | | | | 2 | 1 | 3 | 3 |
| 3 | Andorra | | | | 1 | | 1 | 1 |
| 4 | Angola | | 1 | 1 | | | | 1 |
| 5 | Argentina | | 2 | 2 | 8 | 5 | 13 | 15 |
| 6 | Australia | | 5 | 5 | 14 | 5 | 19 | 24 |
| 7 | Austria | | | | 3 | 1 | 4 | 4 |
| 8 | Azerbaijan | | | | 8 | 5 | 13 | 13 |
| 9 | Bahamas | 1 | 1 | 2 | 4 | 2 | 6 | 8 |
| 10 | Bahrain | | 1 | 1 | 8 | | 8 | 9 |
| 11 | Bangladesh | | 1 | 1 | 25 | 92 | 117 | 118 |
| 12 | Barbados | | 1 | 1 | | | | 1 |
| 13 | Belgium | | | | 4 | | 4 | 4 |
| 14 | Belize | | | | 1 | | 1 | 1 |
| 15 | Bermuda | 1 | | 1 | | | | 1 |
| 16 | Bhutan | | | | 1 | | 1 | 1 |
| 17 | Bolivia | | | | 16 | 4 | 20 | 20 |
| 18 | Bosnia - Herzegovina | | | | 1 | | 1 | 1 |
| 19 | Botswana | | | | | 1 | 1 | 1 |
| 20 | Brazil | | 3 | 3 | 101 | 44 | 145 | 148 |
| 21 | Burma | | | | 16 | 2 | 18 | 18 |
| 22 | Cambodia | | | | 1 | 2 | 3 | 3 |
| 23 | Cameroon | | | | 1 | 3 | 4 | 4 |
| 24 | Canada | 1 | 39 | 40 | 62 | 33 | 95 | 135 |
| 25 | Chile | | 2 | 2 | 9 | 9 | 18 | 20 |
| 26 | China | | 32 | 32 | 1144 | 1354 | 2498 | 2530 |
| 27 | Colombia | | 9 | 9 | 43 | 110 | 153 | 162 |
| 28 | Costa Rica | | 3 | 3 | 22 | 9 | 31 | 34 |
| 29 | Cote d'Ivoire | | | | 1 | | 1 | 1 |
| 30 | Croatia | | | | 1 | 2 | 3 | 3 |
| 31 | Cyprus | | | | 2 | 3 | 5 | 5 |
| 32 | Czechia | | | | 2 | 2 | 4 | 4 |
| 33 | Democratic Republic of the Congo | | | | 3 | | 3 | 3 |
| 34 | Denmark | | | | 4 | 1 | 5 | 5 |
| 35 | Dominican Republic | | | | 10 | 2 | 12 | 12 |
| 36 | Ecuador | | 8 | 8 | 13 | 12 | 25 | 33 |
| 37 | Egypt | | 4 | 4 | 11 | 46 | 57 | 61 |
| 38 | El Salvador | | 1 | 1 | 15 | 2 | 17 | 18 |
| 39 | Ethiopia | | | | 2 | 5 | 7 | 7 |
| 40 | Finland | | | | | 1 | 1 | 1 |

ENROLLMENT TYPE BY COUNTRY

Total Online and Residential Enrollment

| | Country | Online Only Enrollment | | | On Campus Residential Enrollment | | | Total Enrollment |
|----|-------------|------------------------|---------|--------------|----------------------------------|---------|-------------------|------------------|
| | | UG | GR & PR | Total Online | UG | GR & PR | Total Residential | |
| 41 | France | | | | 16 | 11 | 27 | 27 |
| 42 | Gambia | | | | | 1 | 1 | 1 |
| 43 | Georgia | | | | 5 | 4 | 9 | 9 |
| 44 | Germany | | | | 29 | 16 | 45 | 45 |
| 45 | Ghana | | 3 | 3 | 4 | 26 | 30 | 33 |
| 46 | Greece | | | | 7 | 15 | 22 | 22 |
| 47 | Guatemala | | | | 22 | 6 | 28 | 28 |
| 48 | Guyana | | | | 2 | 2 | 4 | 4 |
| 49 | Haiti | | | | 1 | 1 | 2 | 2 |
| 50 | Honduras | | 1 | 1 | 14 | 10 | 24 | 25 |
| 51 | Hong Kong | | | | 41 | 12 | 53 | 53 |
| 52 | Hungary | | | | 2 | 2 | 4 | 4 |
| 53 | Iceland | | | | 2 | | 2 | 2 |
| 54 | India | | 61 | 61 | 793 | 1446 | 2239 | 2300 |
| 55 | Indonesia | | 2 | 2 | 89 | 21 | 110 | 112 |
| 56 | Iran | | 1 | 1 | | 51 | 51 | 52 |
| 57 | Ireland | | 1 | 1 | 21 | 1 | 22 | 23 |
| 58 | Israel | | 1 | 1 | 3 | 0 | 3 | 4 |
| 59 | Italy | | 2 | 2 | 17 | 14 | 31 | 33 |
| 60 | Jamaica | | 2 | 2 | 5 | 5 | 10 | 12 |
| 61 | Japan | | 1 | 1 | 31 | 19 | 50 | 51 |
| 62 | Jordan | | 1 | 1 | 12 | 13 | 25 | 26 |
| 63 | Kazakhstan | | | | 28 | 10 | 38 | 38 |
| 64 | Kenya | | 23 | 23 | 6 | 4 | 10 | 33 |
| 65 | Kuwait | | | | 11 | 5 | 16 | 16 |
| 66 | Kyrgyzstan | | | | 1 | | 1 | 1 |
| 67 | Latvia | | | | 1 | | 1 | 1 |
| 68 | Lebanon | | 3 | 3 | 9 | 12 | 21 | 24 |
| 69 | Lesotho | | | | | 1 | 1 | 1 |
| 70 | Macau | | | | 6 | 1 | 7 | 7 |
| 71 | Malaysia | 1 | 1 | 2 | 91 | 12 | 103 | 105 |
| 72 | Mali | | | | 1 | 1 | 2 | 2 |
| 73 | Malta | | | | 1 | | 1 | 1 |
| 74 | Mauritius | 1 | | 1 | 2 | | 2 | 3 |
| 75 | Mexico | | 5 | 5 | 35 | 21 | 56 | 61 |
| 76 | Moldova | | | | 2 | | 2 | 2 |
| 77 | Mongolia | | | | 8 | 2 | 10 | 10 |
| 78 | Morocco | | | | 5 | 1 | 6 | 6 |
| 79 | Nepal | | | | 4 | 32 | 36 | 36 |
| 80 | Netherlands | | 1 | 1 | 4 | 1 | 5 | 6 |

ENROLLMENT TYPE BY COUNTRY

Total Online and Residential Enrollment

| | Country | Online Only Enrollment | | | On Campus Residential Enrollment | | | Total Enrollment |
|-----|-------------------|------------------------|---------|--------------|----------------------------------|---------|-------------------|------------------|
| | | UG | GR & PR | Total Online | UG | GR & PR | Total Residential | |
| 81 | New Zealand | | | | 6 | 3 | 9 | 9 |
| 82 | Nicaragua | | | | 7 | 2 | 9 | 9 |
| 83 | Nigeria | | 22 | 22 | 43 | 73 | 116 | 138 |
| 84 | Norway | | | | 6 | 1 | 7 | 7 |
| 85 | Oman | | | | 10 | | 10 | 10 |
| 86 | Pakistan | | 5 | 5 | 45 | 59 | 104 | 109 |
| 87 | Palestine | | | | | 4 | 4 | 4 |
| 88 | Panama | | 1 | 1 | 36 | 7 | 43 | 44 |
| 89 | Papua New Guinea | | | | 1 | | 1 | 1 |
| 90 | Paraguay | | | | 1 | 1 | 2 | 2 |
| 91 | Peru | | 6 | 6 | 33 | 21 | 54 | 60 |
| 92 | Philippines | 1 | 1 | 2 | 9 | 6 | 15 | 17 |
| 93 | Poland | | | | 11 | | 11 | 11 |
| 94 | Portugal | | | | 4 | | 4 | 4 |
| 95 | Romania | | 1 | 1 | 2 | 2 | 4 | 5 |
| 96 | Russia | | 1 | 1 | 13 | 9 | 22 | 23 |
| 97 | Rwanda | | 2 | 2 | | 1 | 1 | 3 |
| 98 | Saudi Arabia | | 3 | 3 | 83 | 42 | 125 | 128 |
| 99 | Senegal | | | | | 1 | 1 | 1 |
| 100 | Serbia | | | | 3 | 2 | 5 | 5 |
| 101 | Singapore | 2 | 4 | 6 | 21 | 9 | 30 | 36 |
| 102 | Slovakia | | | | 3 | 1 | 4 | 4 |
| 103 | Slovenia | | | | 1 | | 1 | 1 |
| 104 | South Africa | | 1 | 1 | 5 | | 5 | 6 |
| 105 | South Korea | 1 | 7 | 8 | 351 | 290 | 641 | 649 |
| 106 | South Sudan | | 2 | 2 | | | | 2 |
| 107 | Spain | | 3 | 3 | 47 | 21 | 68 | 71 |
| 108 | Sri Lanka | | 2 | 2 | 11 | 22 | 33 | 35 |
| 109 | St Vincent | | | | | 1 | 1 | 1 |
| 110 | Sudan | | 2 | 2 | 1 | 1 | 2 | 4 |
| 111 | Swaziland | | | | | 1 | 1 | 1 |
| 112 | Sweden | | | | | 1 | 1 | 1 |
| 113 | Switzerland | | | | 3 | 3 | 6 | 6 |
| 114 | Syria | | 1 | 1 | | | | 1 |
| 115 | Taiwan | | 3 | 3 | 217 | 199 | 416 | 419 |
| 116 | Tajikistan | | | | | 1 | 1 | 1 |
| 117 | Tanzania | | 17 | 17 | 2 | 1 | 3 | 20 |
| 118 | Thailand | | 2 | 2 | 49 | 17 | 66 | 68 |
| 119 | Togo | | | | | 1 | 1 | 1 |
| 120 | Trinidad - Tobago | | 2 | 2 | 4 | 5 | 9 | 11 |

ENROLLMENT TYPE BY COUNTRY

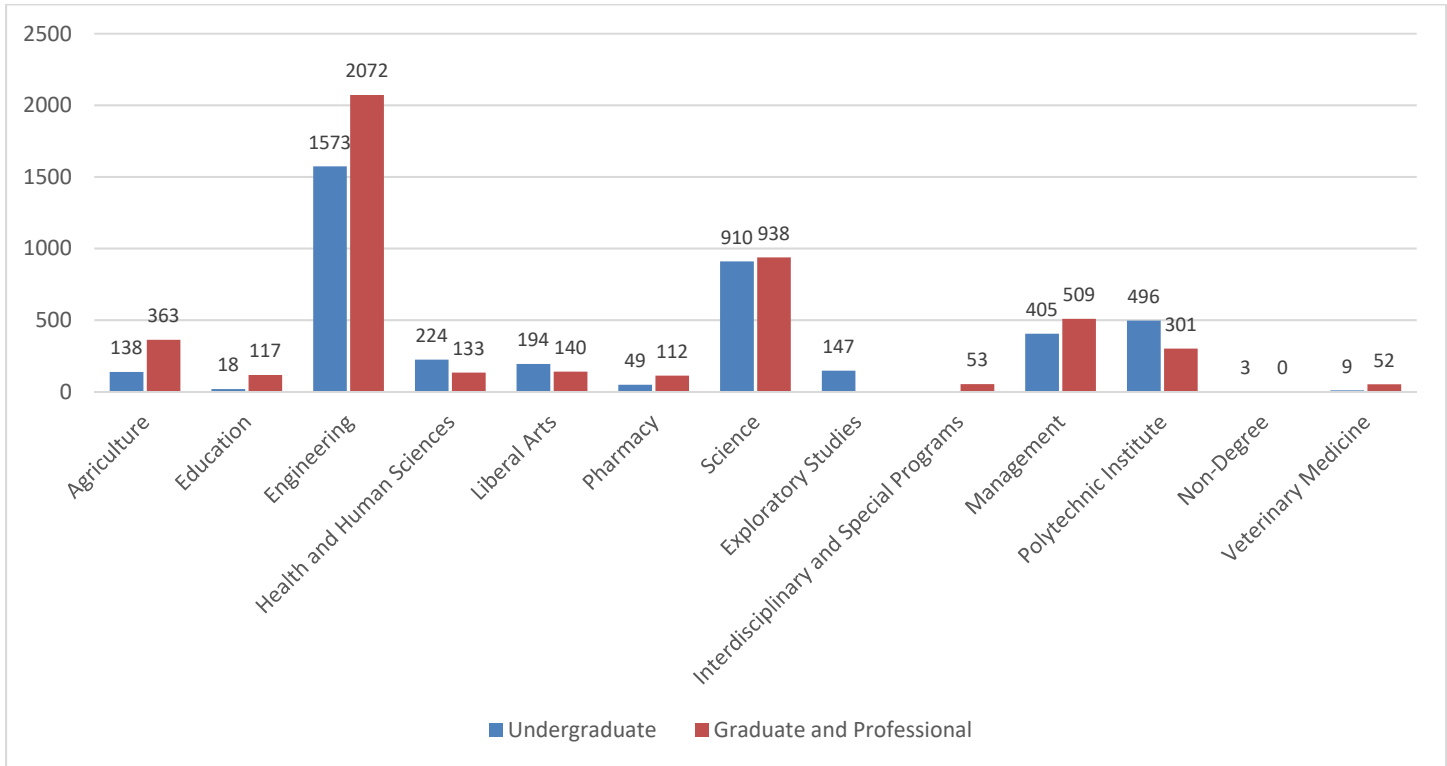
Total Online and Residential Enrollment

| | Country | Online Only Enrollment | | | On Campus Residential Enrollment | | | Total Enrollment |
|-----|----------------------|------------------------|---------|--------------|----------------------------------|---------|-------------------|------------------|
| | | UG | GR & PR | Total Online | UG | GR & PR | Total Residential | |
| 121 | Tunisia | | | 0 | 2 | 0 | 2 | 2 |
| 122 | Turkey | | 2 | 2 | 70 | 45 | 115 | 117 |
| 123 | Uganda | | 31 | 31 | | 4 | 4 | 35 |
| 124 | Ukraine | | | 0 | 4 | 1 | 5 | 5 |
| 125 | United Arab Emirates | | 1 | 1 | 23 | 3 | 26 | 27 |
| 126 | United Kingdom | | 1 | 1 | 11 | 5 | 16 | 17 |
| 127 | Uruguay | | | 0 | 2 | 1 | 3 | 3 |
| 128 | Uzbekistan | | | 0 | 2 | 0 | 2 | 2 |
| 129 | Venezuela | | 2 | 2 | 11 | 2 | 13 | 15 |
| 130 | Vietnam | | | 0 | 111 | 18 | 129 | 129 |
| 131 | Yemen | | | 0 | | 1 | 1 | 1 |
| 132 | Zambia | | 2 | 2 | 2 | 2 | 4 | 6 |
| 133 | Zimbabwe | | 9 | 9 | 1 | 0 | 1 | 10 |

| Total Enrollment | | | |
|-------------------------|------------------------|----------------------------------|--------------------------|
| | Online Only Enrollment | On Campus Residential Enrollment | Total Student Enrollment |
| Undergraduate | 9 | 4157 | 4166 |
| Graduate & Professional | 358 | 4432 | 4790 |
| All Students | 367 | 8589 | 8956 |

ENROLLMENT BY CURRICULA

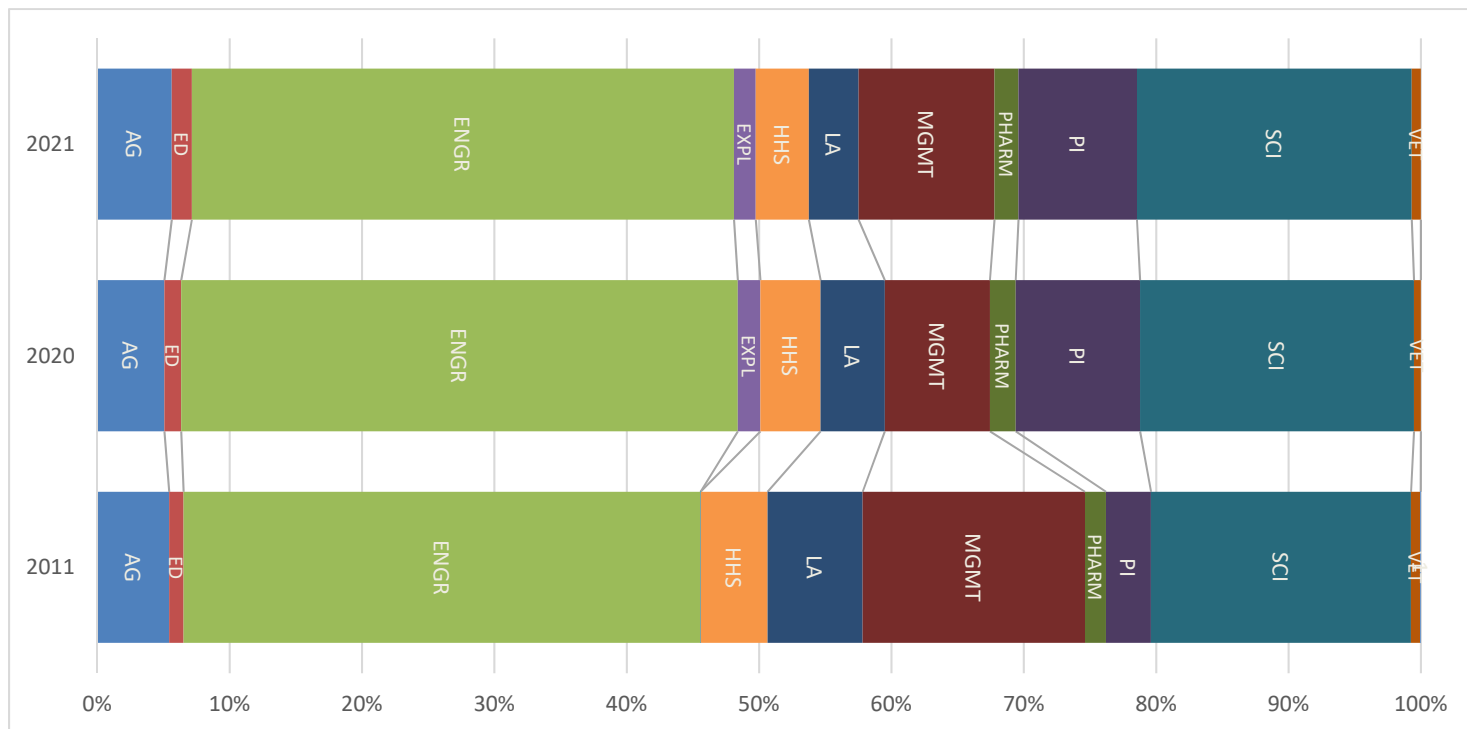
Summary



| College | Undergraduate | Graduate | Professional | Total |
|--|---------------|-------------|--------------|-------------|
| Agriculture | 138 | 363 | | 501 |
| Education | 18 | 117 | | 135 |
| Engineering | 1573 | 2072 | | 3645 |
| Health and Human Sciences | 224 | 133 | | 357 |
| Liberal Arts | 194 | 140 | | 334 |
| Pharmacy | 49 | 87 | 25 | 161 |
| Science | 910 | 938 | | 1848 |
| Exploratory Studies | 147 | | | 147 |
| Interdisciplinary and Special Programs | | 53 | | 53 |
| Krannert School of Management | 405 | 509 | | 914 |
| Polytechnic Institute | 496 | 301 | | 797 |
| Veterinary Medicine | 9 | 47 | 5 | 61 |
| Non-Degree | 3 | | | 3 |
| Grand Total | 4166 | 4760 | 30 | 8956 |

ENROLLMENT BY CURRICULA

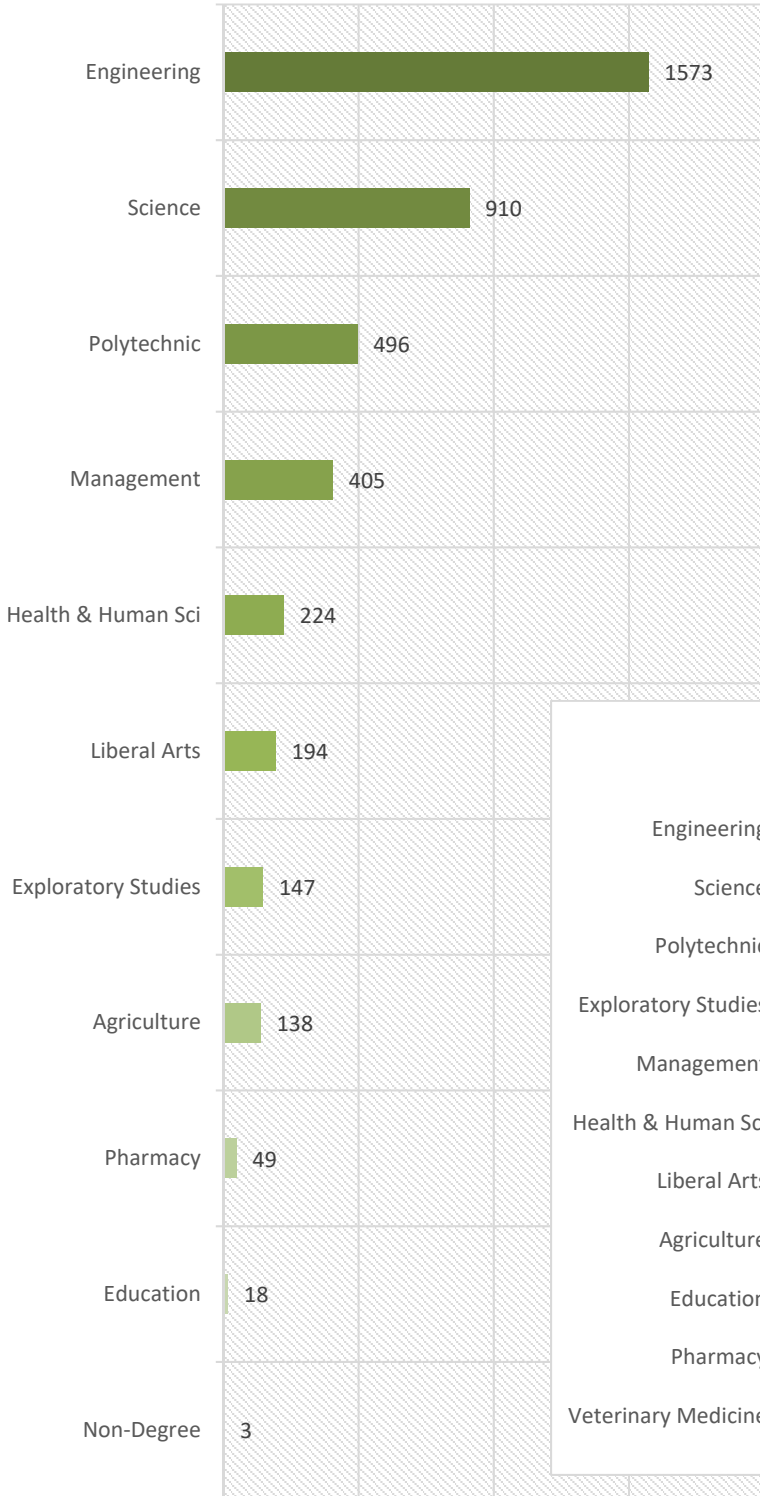
Summary, continued



Enrollment by College Over Time

| College | 2011 | 2020 | 2021 | 10-year change | 1-year change |
|--|-------------|-------------|-------------|----------------|---------------|
| Agriculture | 416 | 412 | 501 | 20% | 22% |
| Education | 83 | 103 | 135 | 63% | 31% |
| Engineering | 2990 | 3415 | 3645 | 22% | 7% |
| Exploratory Studies | 0 | 139 | 147 | | 6% |
| Interdisciplinary and Special Programs | 129 | 37 | 53 | -59% | 43% |
| Health and Human Sciences | 387 | 369 | 357 | -8% | -3% |
| Liberal Arts | 550 | 394 | 334 | -39% | -15% |
| Management | 1286 | 645 | 914 | -29% | 42% |
| Pharmacy | 122 | 158 | 161 | 32% | 2% |
| Polytechnic Institute | 260 | 763 | 797 | 207% | 4% |
| Science | 1504 | 1681 | 1848 | 23% | 10% |
| Veterinary Medicine | 56 | 42 | 61 | 9% | 45% |
| Non-Degree | 151 | 0 | 3 | -98% | |
| Grand Total | 7934 | 8158 | 8956 | 13% | 10% |

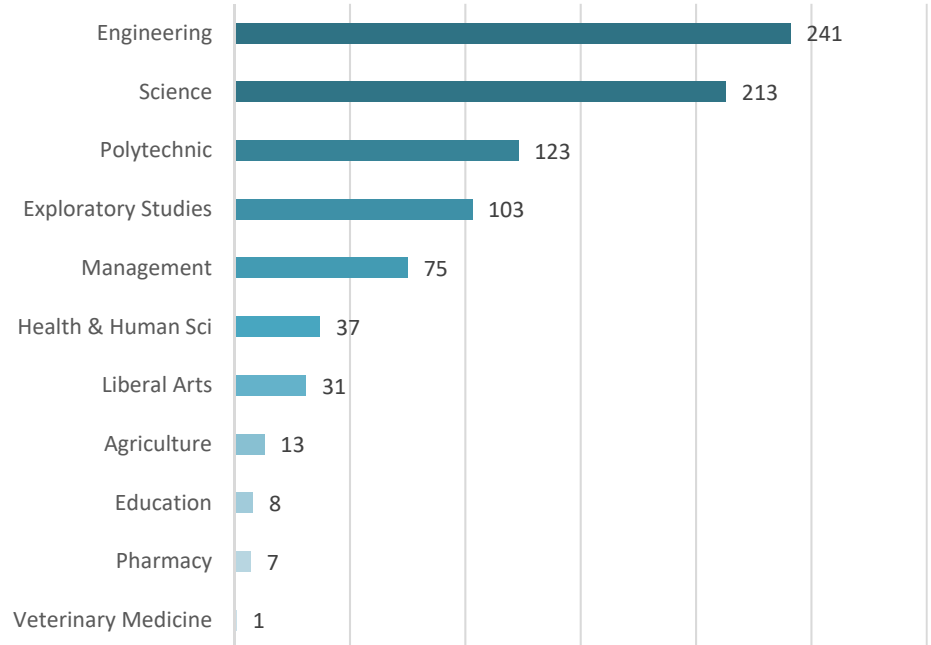
International Undergraduate Students by College



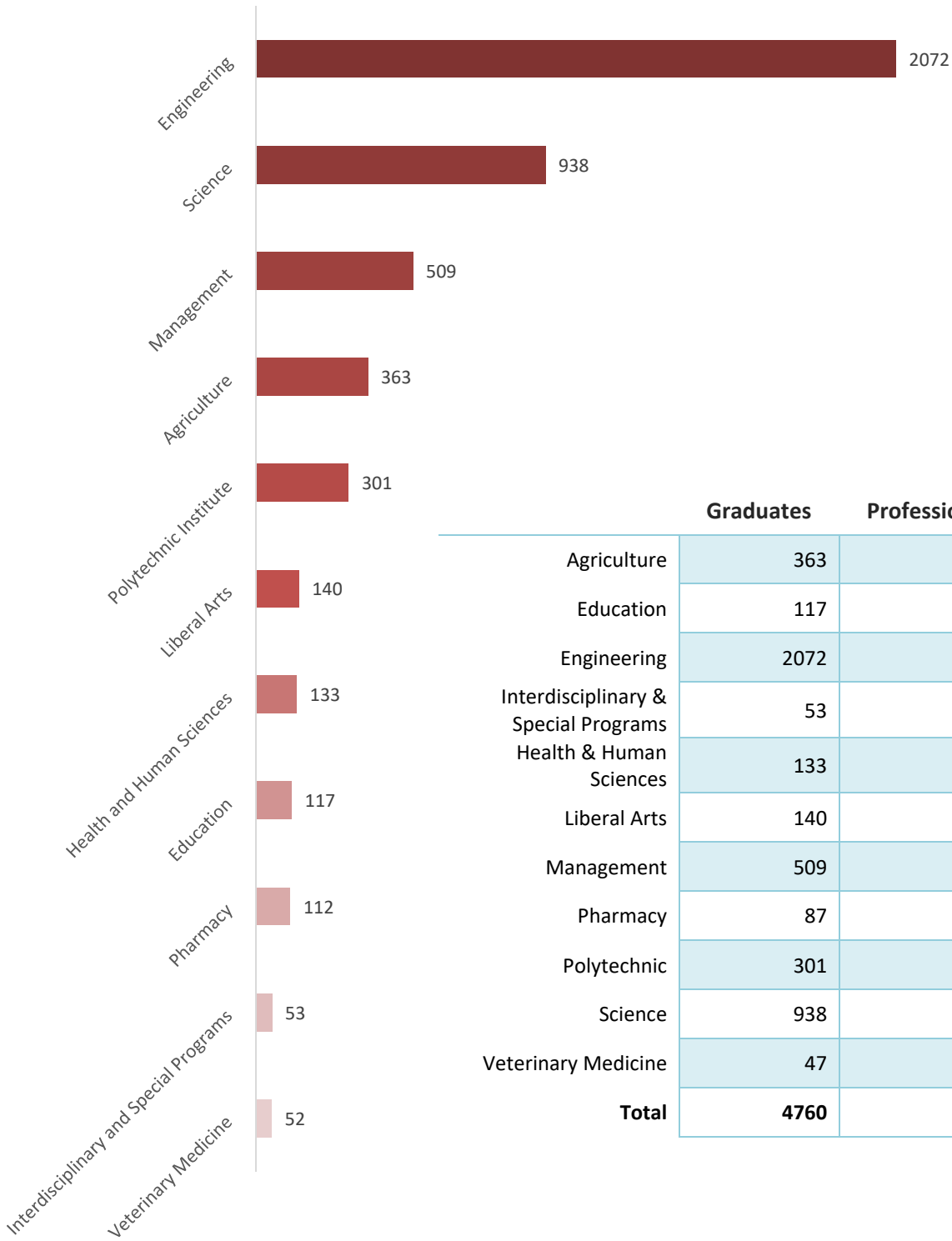
International Undergraduate Enrollment

| | Incoming Freshman | All Under-graduates |
|---------------------|-------------------|---------------------|
| Agriculture | 13 | 138 |
| Education | 8 | 18 |
| Engineering | 241 | 1573 |
| Exploratory Studies | 103 | 147 |
| Health & Human Sci | 37 | 224 |
| Liberal Arts | 31 | 194 |
| Management | 75 | 405 |
| Pharmacy | 7 | 49 |
| Polytechnic | 123 | 496 |
| Science | 213 | 910 |
| Veterinary Medicine | 1 | 9 |
| Non-degree | | 3 |
| Total | 852 | 4166 |

Incoming Freshman by College



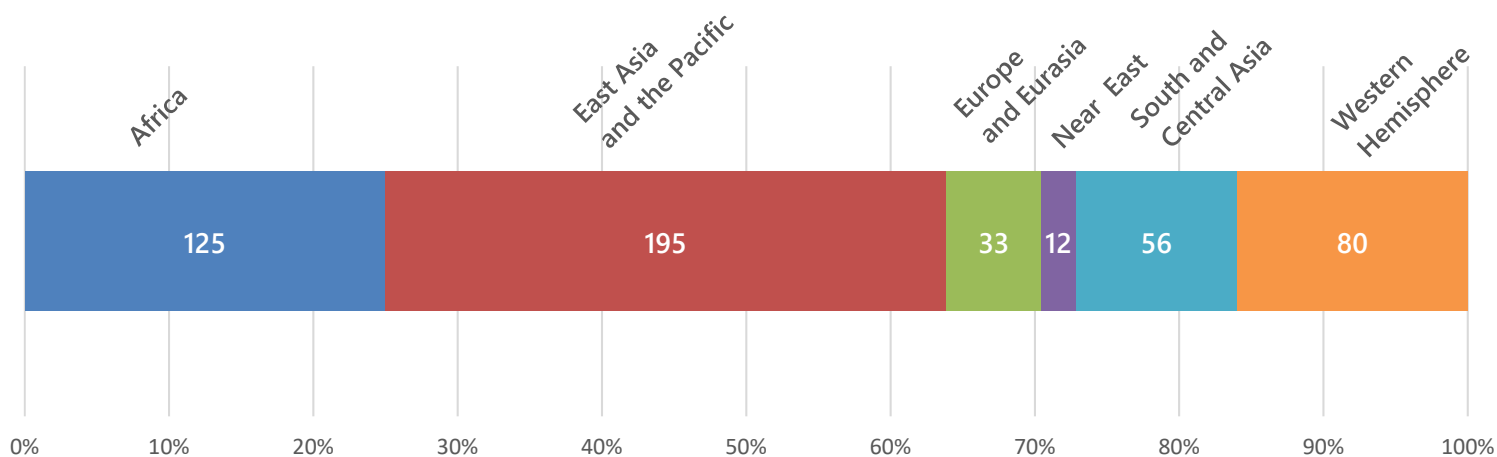
International Graduate and Professional Students by College



| | Graduates | Professionals | Total |
|--------------------------------------|-------------|---------------|-------------|
| Agriculture | 363 | | 363 |
| Education | 117 | | 117 |
| Engineering | 2072 | | 2072 |
| Interdisciplinary & Special Programs | 53 | | 53 |
| Health & Human Sciences | 133 | | 133 |
| Liberal Arts | 140 | | 140 |
| Management | 509 | | 509 |
| Pharmacy | 87 | 25 | 112 |
| Polytechnic | 301 | | 301 |
| Science | 938 | | 938 |
| Veterinary Medicine | 47 | 5 | 52 |
| Total | 4760 | 30 | 4790 |

COLLEGE ENROLLMENT BY PLACES OF ORIGIN

College of Agriculture



| Country | UG | GR | Total |
|---------------|----|----|-------|
| Afghanistan | | 1 | 1 |
| Argentina | 1 | 1 | 2 |
| Australia | 1 | | 1 |
| Austria | | 1 | 1 |
| Bahamas | | 1 | 1 |
| Bangladesh | | 5 | 5 |
| Bolivia | | 2 | 2 |
| Botswana | | 1 | 1 |
| Brazil | 3 | 10 | 13 |
| Cameroon | | 2 | 2 |
| Canada | 1 | 3 | 4 |
| China | 60 | 69 | 129 |
| Colombia | 1 | 19 | 20 |
| Costa Rica | | 2 | 2 |
| Cote d'Ivoire | 1 | | 1 |

| Country | UG | GR | Total |
|-------------|----|----|-------|
| Ecuador | 1 | 3 | 4 |
| Egypt | | 3 | 3 |
| El Salvador | | 2 | 2 |
| Ethiopia | | 1 | 1 |
| France | 1 | 1 | 2 |
| Georgia | 1 | | 1 |
| Germany | 3 | | 3 |
| Ghana | | 5 | 5 |
| Greece | | 1 | 1 |
| Guatemala | | 3 | 3 |
| Guyana | | 2 | 2 |
| Haiti | | 1 | 1 |
| Honduras | 2 | 2 | 4 |
| India | 7 | 30 | 37 |
| Indonesia | 5 | 2 | 7 |

Continued

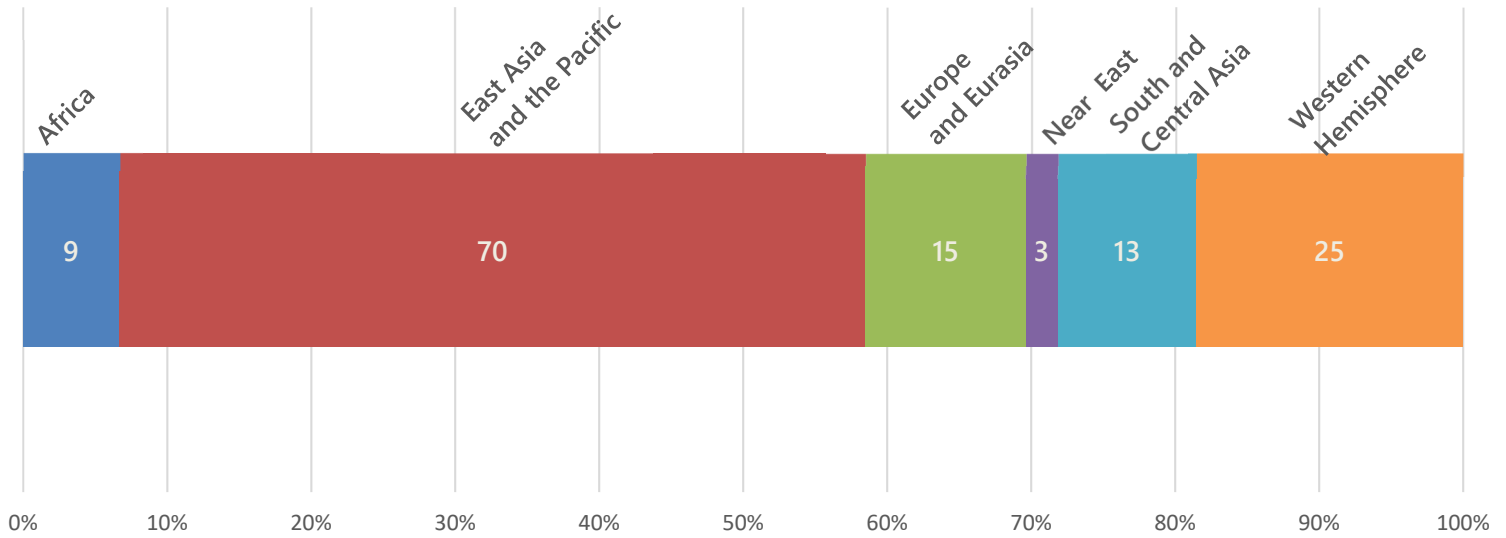
College of Agriculture, Continued

| Country | UG | GR | Total |
|-----------|----|----|-------|
| Iran | | 6 | 6 |
| Ireland | 11 | | 11 |
| Italy | 1 | 5 | 6 |
| Jamaica | | 4 | 4 |
| Japan | 1 | | 1 |
| Kenya | | 24 | 24 |
| Lebanon | | 3 | 3 |
| Malaysia | | 3 | 3 |
| Mexico | 2 | 3 | 5 |
| Nepal | | 6 | 6 |
| Nicaragua | 1 | 1 | 2 |
| Nigeria | 1 | 29 | 30 |
| Pakistan | 1 | 5 | 6 |
| Panama | 2 | 1 | 3 |
| Peru | 3 | 1 | 4 |
| Rwanda | | 3 | 3 |

| Country | UG | GR | Total |
|--------------------|------------|------------|------------|
| Serbia | | 2 | 2 |
| Singapore | 2 | 1 | 3 |
| South Africa | | 1 | 1 |
| South Korea | 10 | 13 | 23 |
| South Sudan | | 2 | 2 |
| Sri Lanka | | 1 | 1 |
| Taiwan | 7 | 10 | 17 |
| Tanzania | | 15 | 15 |
| Thailand | 2 | 3 | 5 |
| Turkey | 1 | 3 | 4 |
| Uganda | | 31 | 31 |
| United Kingdom | 1 | 1 | 2 |
| Vietnam | 2 | 4 | 6 |
| Zambia | | 1 | 1 |
| Zimbabwe | | 8 | 8 |
| Grand Total | 138 | 363 | 501 |

COLLEGE ENROLLMENT BY PLACES OF ORIGIN

College of Education

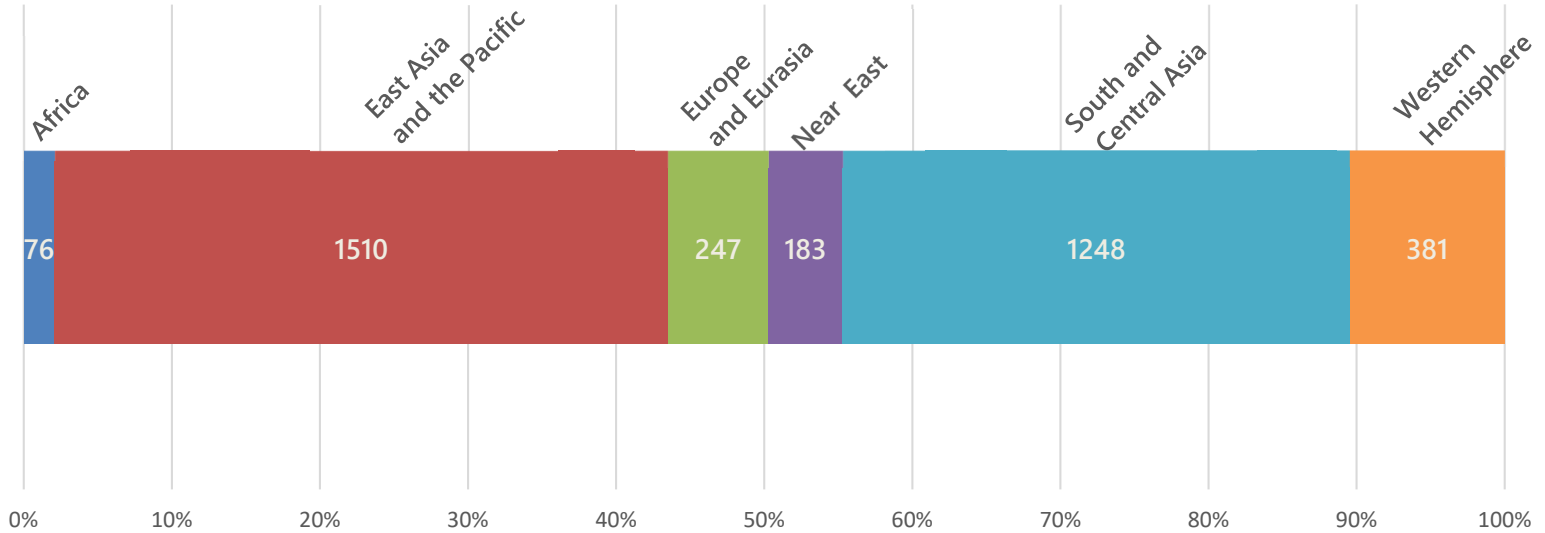


| Country | UG | GR | Total |
|------------|----|----|-------|
| Argentina | | 1 | 1 |
| Azerbaijan | | 1 | 1 |
| Bangladesh | | 2 | 2 |
| Cambodia | | 2 | 2 |
| Canada | | 5 | 5 |
| Chile | | 1 | 1 |
| China | 15 | 35 | 50 |
| Colombia | | 10 | 10 |
| Costa Rica | | 2 | 2 |
| Ecuador | | 2 | 2 |
| Egypt | | 1 | 1 |
| France | | 1 | 1 |
| Ghana | | 5 | 5 |
| Honduras | 1 | 1 | 2 |
| India | | 9 | 9 |
| Indonesia | | 1 | 1 |

| Country | UG | GR | Total |
|--------------------|-----------|------------|------------|
| Japan | 1 | | 1 |
| Lebanon | | 1 | 1 |
| Nepal | | 2 | 2 |
| Netherlands | | 1 | 1 |
| Nigeria | | 3 | 3 |
| Peru | | 1 | 1 |
| Philippines | | 1 | 1 |
| Russia | | 1 | 1 |
| Saudi Arabia | | 1 | 1 |
| Singapore | | 1 | 1 |
| South Korea | 1 | 12 | 13 |
| Spain | | 1 | 1 |
| Taiwan | | 1 | 1 |
| Trinidad - Tobago | | 1 | 1 |
| Turkey | | 10 | 10 |
| Zambia | | 1 | 1 |
| Grand Total | 18 | 117 | 135 |

COLLEGE ENROLLMENT BY PLACES OF ORIGIN

College of Engineering



| Country | UG | GR | Total |
|-------------|-----|-----|-------|
| Afghanistan | | 2 | 2 |
| Albania | 1 | 1 | 2 |
| Angola | | 1 | 1 |
| Argentina | 5 | 1 | 6 |
| Australia | 9 | 7 | 16 |
| Austria | 1 | | 1 |
| Azerbaijan | 4 | 2 | 6 |
| Bahamas | 1 | 1 | 2 |
| Bahrain | 3 | | 3 |
| Bangladesh | 16 | 41 | 57 |
| Belgium | 3 | | 3 |
| Belize | 1 | | 1 |
| Bhutan | 1 | | 1 |
| Bolivia | 8 | | 8 |
| Brazil | 63 | 13 | 76 |
| Burma | 11 | | 11 |
| Cameroon | 1 | | 1 |
| Canada | 31 | 20 | 51 |
| Chile | 3 | 3 | 6 |
| China | 262 | 560 | 822 |
| Colombia | 27 | 37 | 64 |
| Costa Rica | 12 | 1 | 13 |

| Country | UG | GR | Total |
|----------------------|-----|-----|-------|
| Croatia | | 1 | 1 |
| Cyprus | 1 | 1 | 2 |
| Dem Rep of the Congo | 1 | | 1 |
| Denmark | 3 | | 3 |
| Dominican Republic | 3 | 1 | 4 |
| Ecuador | 6 | 9 | 15 |
| Egypt | 8 | 15 | 23 |
| El Salvador | 10 | | 10 |
| Ethiopia | 1 | 2 | 3 |
| France | 7 | 4 | 11 |
| Gambia | | 1 | 1 |
| Georgia | 1 | | 1 |
| Germany | 21 | 11 | 32 |
| Ghana | 3 | 4 | 7 |
| Greece | 5 | 9 | 14 |
| Guatemala | 7 | | 7 |
| Guyana | 1 | | 1 |
| Honduras | 7 | 5 | 12 |
| Hong Kong | 11 | 5 | 16 |
| Hungary | 2 | 1 | 3 |
| Iceland | 2 | | 2 |
| India | 297 | 797 | 1094 |

COLLEGE ENROLLMENT BY PLACES OF ORIGIN

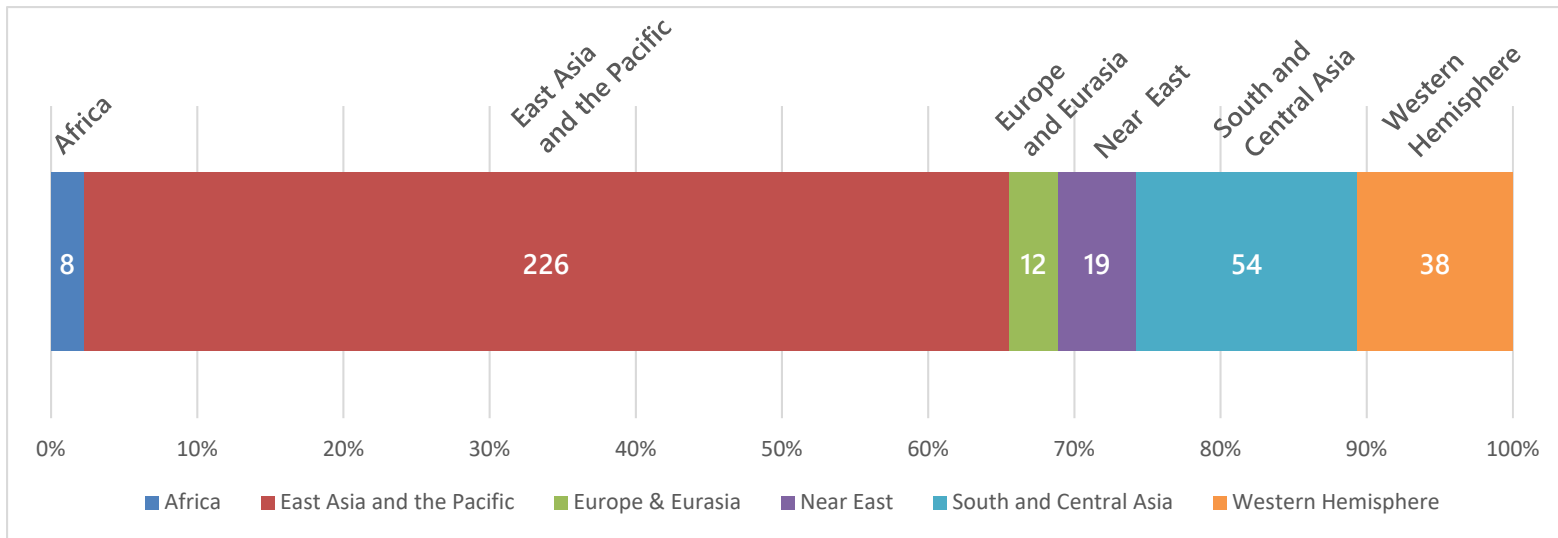
College of Engineering, continued

| Country | UG | GR | Total |
|-------------|----|----|-------|
| Indonesia | 43 | 10 | 53 |
| Iran | | 24 | 24 |
| Ireland | 8 | | 8 |
| Israel | 2 | 1 | 3 |
| Italy | 5 | 5 | 10 |
| Jamaica | 1 | 2 | 3 |
| Japan | 8 | 8 | 16 |
| Jordan | 8 | 8 | 16 |
| Kazakhstan | 15 | 4 | 19 |
| Kenya | 2 | 1 | 3 |
| Kuwait | 8 | 4 | 12 |
| Kyrgyzstan | 1 | | 1 |
| Lebanon | 6 | 7 | 13 |
| Lesotho | | 1 | 1 |
| Macau | 3 | 1 | 4 |
| Malaysia | 43 | 1 | 44 |
| Malta | 1 | | 1 |
| Mauritius | 1 | | 1 |
| Mexico | 22 | 12 | 34 |
| Moldova | 1 | | 1 |
| Mongolia | 1 | 1 | 2 |
| Morocco | 3 | | 3 |
| Nepal | 1 | 12 | 13 |
| Netherlands | 1 | | 1 |
| New Zealand | 3 | 2 | 5 |
| Nicaragua | 1 | | 1 |
| Nigeria | 22 | 24 | 46 |
| Norway | 4 | 1 | 5 |
| Oman | 6 | | 6 |
| Pakistan | 20 | 22 | 42 |
| Palestine | | 2 | 2 |
| Panama | 14 | 5 | 19 |
| Paraguay | 1 | 1 | 2 |
| Peru | 15 | 10 | 25 |

| Country | UG | GR | Total |
|----------------------|-------------|-------------|-------------|
| Philippines | 5 | 1 | 6 |
| Poland | 5 | | 5 |
| Portugal | 3 | | 3 |
| Romania | 2 | 2 | 4 |
| Russia | 3 | 4 | 7 |
| Saudi Arabia | 40 | 20 | 60 |
| Serbia | 2 | | 2 |
| Singapore | 9 | 4 | 13 |
| Slovakia | 1 | | 1 |
| South Africa | 3 | | 3 |
| South Korea | 108 | 144 | 252 |
| Spain | 26 | 18 | 44 |
| Sri Lanka | 8 | 10 | 18 |
| St Vincent | | 1 | 1 |
| Sudan | | 1 | 1 |
| Switzerland | 1 | | 1 |
| Syria | | 1 | 1 |
| Taiwan | 84 | 92 | 176 |
| Tanzania | 2 | | 2 |
| Thailand | 24 | 10 | 34 |
| Trinidad - Tobago | 3 | 3 | 6 |
| Tunisia | 2 | | 2 |
| Turkey | 45 | 23 | 68 |
| Uganda | | 2 | 2 |
| Ukraine | 1 | | 1 |
| United Arab Emirates | 12 | 2 | 14 |
| United Kingdom | 3 | 1 | 4 |
| Uruguay | 2 | 1 | 3 |
| Uzbekistan | 1 | | 1 |
| Venezuela | 9 | 2 | 11 |
| Vietnam | 38 | 2 | 40 |
| Yemen | | 1 | 1 |
| Zambia | 1 | 1 | 2 |
| Zimbabwe | | 1 | 1 |
| Grand Total | 1573 | 2072 | 3645 |

COLLEGE ENROLLMENT BY PLACES OF ORIGIN

College of Health and Human Sciences



| Country | UG | GR | Total |
|----------------------|----|----|-------|
| Argentina | 1 | | 1 |
| Australia | 2 | | 2 |
| Bahamas | 2 | | 2 |
| Bangladesh | | 4 | 4 |
| Belgium | 1 | | 1 |
| Bolivia | 3 | | 3 |
| Bosnia - Herzegovina | 1 | | 1 |
| Brazil | 2 | 1 | 3 |
| Burma | 1 | | 1 |
| Canada | 3 | 7 | 10 |
| Chile | | 1 | 1 |
| China | 83 | 46 | 129 |
| Colombia | 3 | | 3 |

| Country | UG | GR | Total |
|-------------|----|----|-------|
| Ecuador | | 1 | 1 |
| Egypt | 1 | 2 | 3 |
| El Salvador | 2 | 1 | 3 |
| Ethiopia | 1 | | 1 |
| Germany | 1 | | 1 |
| Guatemala | 1 | 1 | 2 |
| Haiti | 1 | | 1 |
| Hong Kong | 8 | 1 | 9 |
| India | 26 | 18 | 44 |
| Indonesia | | 3 | 3 |
| Iran | | 2 | 2 |
| Ireland | 1 | 1 | 2 |
| Israel | 1 | | 1 |

Continued

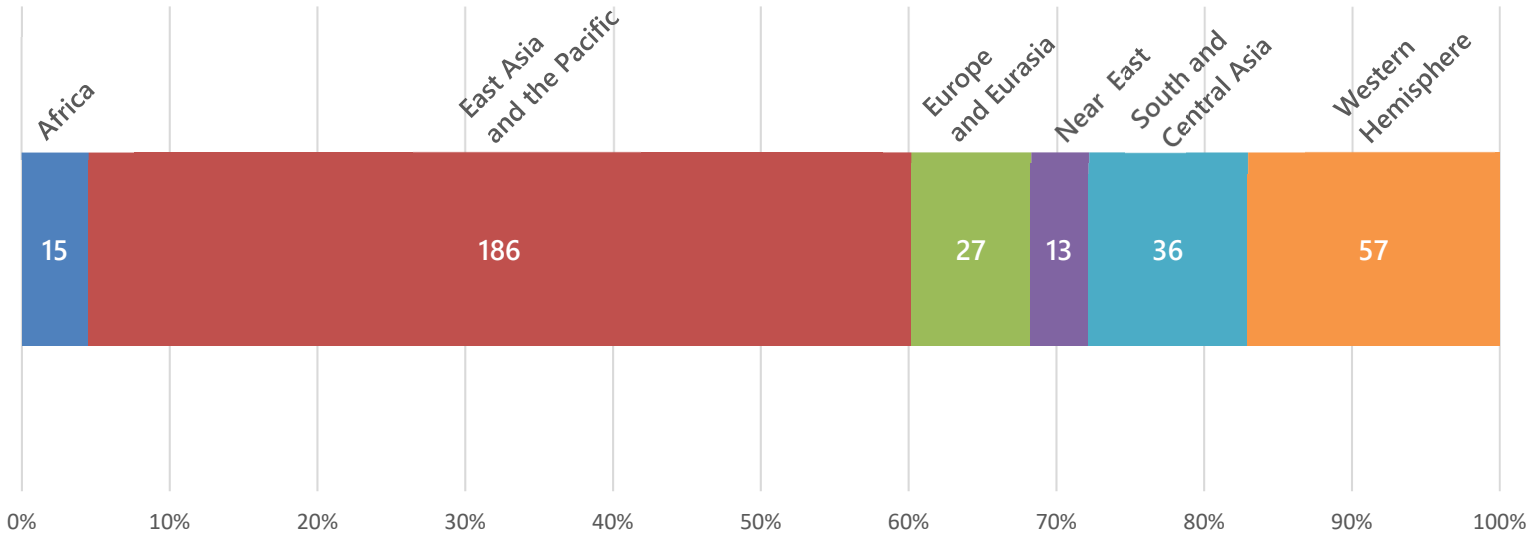
College of Health and Human Sciences, continued

| Country | UG | GR | Total |
|------------------|----|----|-------|
| Italy | 1 | | 1 |
| Jamaica | 1 | | 1 |
| Japan | 5 | | 5 |
| Jordan | | 1 | 1 |
| Kazakhstan | 2 | 1 | 3 |
| Kuwait | 2 | | 2 |
| Macau | 1 | | 1 |
| Malaysia | 3 | 1 | 4 |
| Mexico | 2 | | 2 |
| Mongolia | | 1 | 1 |
| Nepal | | 1 | 1 |
| New Zealand | 1 | | 1 |
| Nicaragua | 1 | | 1 |
| Nigeria | 2 | 1 | 3 |
| Pakistan | | 2 | 2 |
| Panama | 2 | | 2 |
| Papua New Guinea | 1 | | 1 |

| Country | UG | GR | Total |
|----------------------|------------|------------|------------|
| Peru | 2 | | 2 |
| Philippines | 1 | 3 | 4 |
| Poland | 2 | | 2 |
| Russia | 1 | | 1 |
| Saudi Arabia | 4 | 5 | 9 |
| Serbia | 1 | | 1 |
| Singapore | 1 | 1 | 2 |
| South Africa | 1 | | 1 |
| South Korea | 20 | 20 | 40 |
| Taiwan | 9 | 4 | 13 |
| Tanzania | | 1 | 1 |
| Thailand | 4 | | 4 |
| Togo | | 1 | 1 |
| United Arab Emirates | 1 | | 1 |
| United Kingdom | 2 | | 2 |
| Vietnam | 6 | | 6 |
| Zambia | | 1 | 1 |
| Grand Total | 224 | 133 | 357 |

COLLEGE ENROLLMENT BY PLACES OF ORIGIN

College of Liberal Arts



| Country | UG | GR | Total |
|------------|----|----|-------|
| Argentina | 1 | 1 | 2 |
| Australia | 1 | | 1 |
| Bahamas | | 1 | 1 |
| Bangladesh | 2 | | 2 |
| Barbados | | 1 | 1 |
| Brazil | 1 | 5 | 6 |
| Canada | 2 | 6 | 8 |
| China | 91 | 24 | 115 |
| Colombia | 2 | 14 | 16 |
| Costa Rica | | 2 | 2 |
| Cyprus | 1 | | 1 |

| Country | UG | GR | Total |
|--------------------|----|----|-------|
| Dominican Republic | 3 | 1 | 4 |
| Egypt | | 1 | 1 |
| France | | 2 | 2 |
| Georgia | | 1 | 1 |
| Ghana | | 5 | 5 |
| Guatemala | 2 | | 2 |
| Guyana | 1 | | 1 |
| Honduras | | 1 | 1 |
| Hong Kong | 2 | | 2 |
| India | 20 | 10 | 30 |
| Indonesia | 3 | | 3 |

Continued

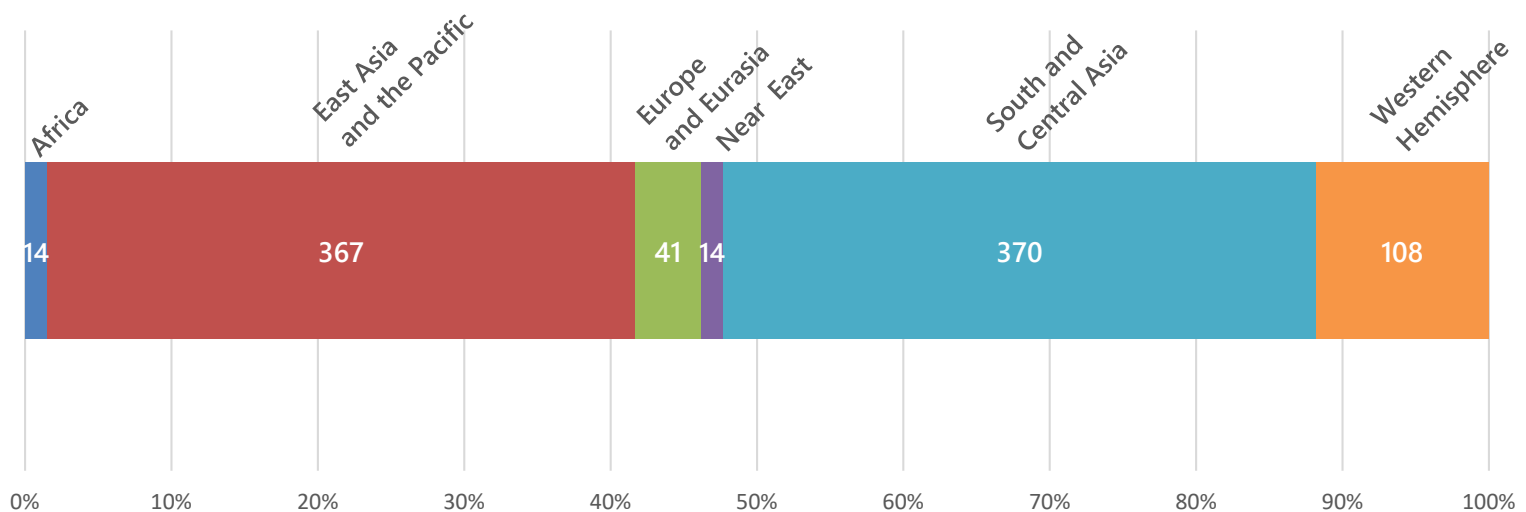
College of Liberal Arts, continued

| Country | UG | GR | Total |
|-------------|----|----|-------|
| Iran | | 7 | 7 |
| Ireland | | 1 | 1 |
| Italy | 3 | | 3 |
| Japan | 1 | 5 | 6 |
| Lebanon | | 1 | 1 |
| Malaysia | 3 | | 3 |
| Mali | 1 | | 1 |
| Mexico | 1 | 2 | 3 |
| Mongolia | 1 | | 1 |
| Nepal | | 1 | 1 |
| Netherlands | 1 | | 1 |
| New Zealand | 1 | | 1 |
| Nigeria | 1 | 7 | 8 |
| Pakistan | 2 | 1 | 3 |
| Panama | 2 | | 2 |
| Peru | 2 | 4 | 6 |

| Country | UG | GR | Total |
|----------------------|------------|------------|------------|
| Philippines | | 1 | 1 |
| Russia | | 1 | 1 |
| Saudi Arabia | | 3 | 3 |
| Singapore | 1 | | 1 |
| Slovakia | 2 | 1 | 3 |
| South Korea | 18 | 13 | 31 |
| Spain | 1 | 3 | 4 |
| Sweden | | 1 | 1 |
| Taiwan | 12 | 4 | 16 |
| Thailand | 3 | | 3 |
| Turkey | 1 | 4 | 5 |
| Uganda | | 1 | 1 |
| United Arab Emirates | | 1 | 1 |
| United Kingdom | 2 | 2 | 4 |
| Venezuela | 1 | 1 | 2 |
| Vietnam | 2 | | 2 |
| Grand Total | 194 | 140 | 334 |

COLLEGE ENROLLMENT BY PLACES OF ORIGIN

Krannert School of Management



| Country | UG | GR | Total |
|------------|-----|----|-------|
| Argentina | | 3 | 3 |
| Australia | | 1 | 1 |
| Azerbaijan | 2 | 1 | 3 |
| Bahrain | | 1 | 1 |
| Bangladesh | 1 | 1 | 2 |
| Bolivia | 2 | 1 | 3 |
| Brazil | 8 | 3 | 11 |
| Burma | 2 | 1 | 3 |
| Canada | 8 | 11 | 19 |
| Chile | 3 | | 3 |
| China | 119 | 90 | 209 |
| Colombia | 5 | 7 | 12 |

| Country | UG | GR | Total |
|--------------------|----|----|-------|
| Costa Rica | 2 | 1 | 3 |
| Croatia | | 1 | 1 |
| Dominican Republic | 1 | | 1 |
| Ecuador | 5 | 2 | 7 |
| Egypt | | 2 | 2 |
| El Salvador | 2 | | 2 |
| Ethiopia | | 1 | 1 |
| Georgia | 1 | | 1 |
| Germany | | 1 | 1 |
| Guatemala | 6 | | 6 |
| Honduras | 1 | | 1 |
| Hong Kong | 4 | 1 | 5 |

Continued

COLLEGE ENROLLMENT BY PLACES OF ORIGIN

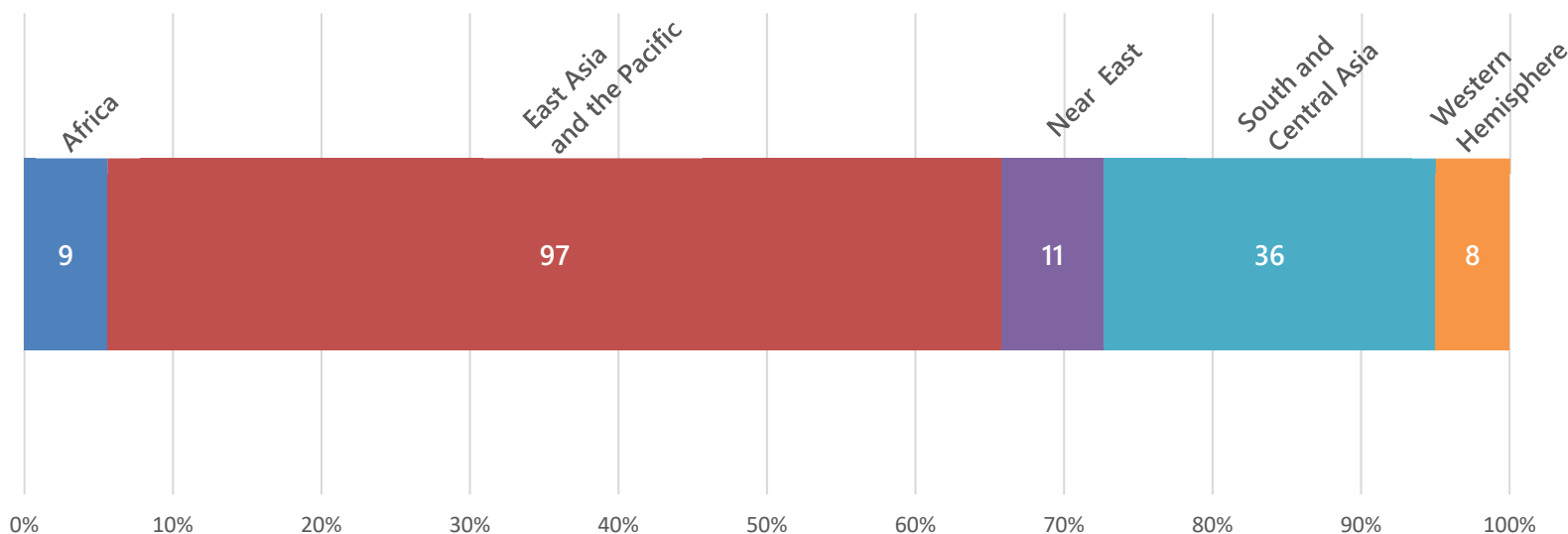
Krannert School of Management, continued

| Country | UG | GR | Total |
|-------------|----|-----|-------|
| India | 75 | 281 | 356 |
| Indonesia | 10 | 3 | 13 |
| Italy | 6 | 2 | 8 |
| Japan | 2 | 1 | 3 |
| Jordan | 1 | 2 | 3 |
| Kazakhstan | | 1 | 1 |
| Kenya | 1 | | 1 |
| Kuwait | 1 | | 1 |
| Lebanon | | 1 | 1 |
| Malaysia | 3 | 1 | 4 |
| Mauritius | 1 | | 1 |
| Mexico | 3 | 3 | 6 |
| Moldova | 1 | | 1 |
| Nepal | | 1 | 1 |
| Netherlands | 1 | 1 | 2 |
| New Zealand | 1 | | 1 |
| Nicaragua | 2 | 1 | 3 |
| Nigeria | 3 | 4 | 7 |
| Norway | 1 | | 1 |
| Oman | 2 | | 2 |
| Pakistan | 7 | 3 | 10 |
| Panama | 12 | | 12 |

| Country | UG | GR | Total |
|--------------------|------------|------------|------------|
| Peru | 8 | 5 | 13 |
| Poland | 1 | | 1 |
| Romania | | 1 | 1 |
| Russia | 2 | | 2 |
| Saudi Arabia | 2 | 2 | 4 |
| Senegal | | 1 | 1 |
| Singapore | 2 | 2 | 4 |
| Slovenia | 1 | | 1 |
| South Africa | 1 | | 1 |
| South Korea | 27 | 16 | 43 |
| Spain | 7 | 1 | 8 |
| Sudan | | 1 | 1 |
| Taiwan | 25 | 39 | 64 |
| Thailand | 4 | | 4 |
| Trinidad - Tobago | 1 | 1 | 2 |
| Turkey | 6 | 2 | 8 |
| Uganda | | 1 | 1 |
| Ukraine | 1 | | 1 |
| United Kingdom | | 1 | 1 |
| Venezuela | 1 | | 1 |
| Vietnam | 11 | 2 | 13 |
| Grand Total | 405 | 509 | 914 |

COLLEGE ENROLLMENT BY PLACES OF ORIGIN

School of Pharmacy

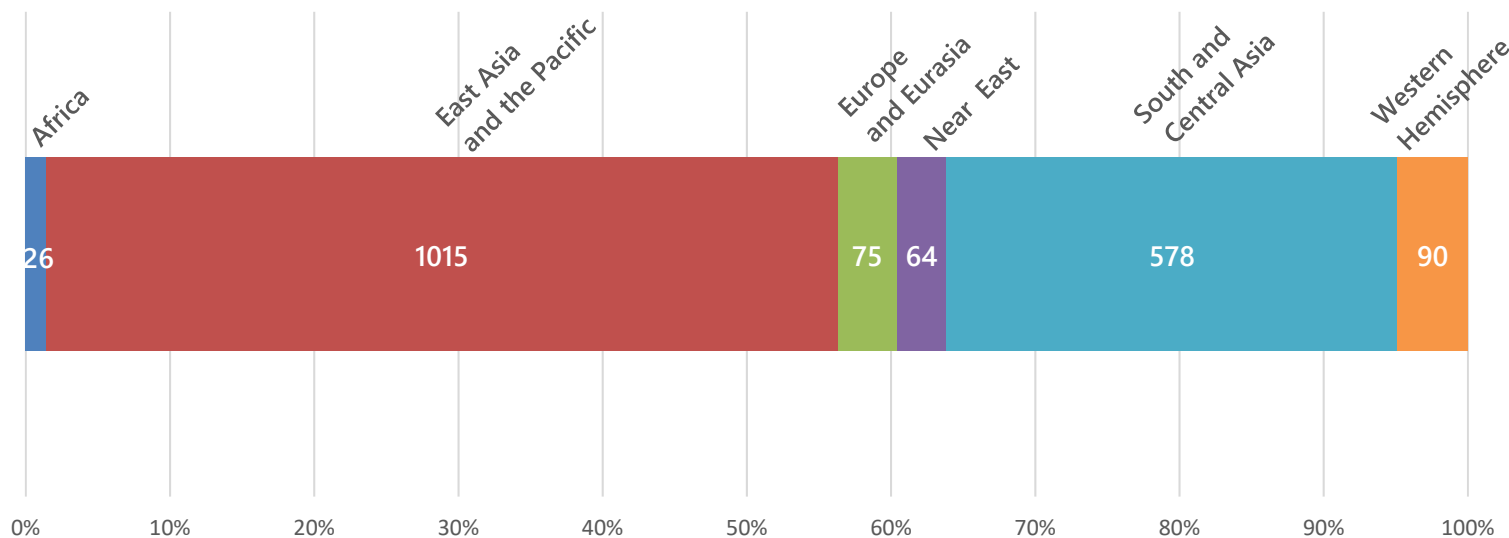


| Country | UG | GR | PR | Total |
|------------|----|----|----|-------|
| Australia | | | 1 | 1 |
| Bangladesh | | 2 | | 2 |
| Brazil | 1 | | | 1 |
| Burma | | 1 | | 1 |
| Cameroon | | 1 | | 1 |
| Canada | 1 | | 1 | 2 |
| China | 20 | 29 | 6 | 55 |
| Colombia | | 5 | | 5 |
| Egypt | | 5 | | 5 |
| Ethiopia | | 1 | | 1 |
| Ghana | | | 1 | 1 |
| India | 4 | 24 | 2 | 30 |
| Japan | 1 | | | 1 |
| Jordan | | 1 | | 1 |

| Country | UG | GR | PR | Total |
|--------------------|-----------|-----------|-----------|------------|
| Kazakhstan | 1 | | | 1 |
| Kenya | | | 1 | 1 |
| Lebanon | | 1 | | 1 |
| Nepal | | 2 | | 2 |
| Nigeria | 2 | 1 | 1 | 4 |
| Pakistan | | 1 | | 1 |
| Palestine | | 1 | | 1 |
| Saudi Arabia | | 3 | | 3 |
| South Korea | 11 | 2 | 10 | 23 |
| Swaziland | | 1 | | 1 |
| Taiwan | 1 | 5 | 1 | 7 |
| Thailand | 2 | | | 2 |
| Vietnam | 5 | 1 | 1 | 7 |
| Grand Total | 49 | 87 | 25 | 161 |

COLLEGE ENROLLMENT BY PLACES OF ORIGIN

College of Science



| Country | UG | GR | Total |
|------------|-----|-----|-------|
| Albania | 1 | | 1 |
| Australia | 1 | | 1 |
| Austria | 1 | | 1 |
| Azerbaijan | 2 | | 2 |
| Bahrain | 3 | | 3 |
| Bangladesh | 5 | 31 | 36 |
| Bolivia | 1 | 1 | 2 |
| Brazil | 12 | 7 | 19 |
| Burma | 2 | | 2 |
| Canada | 6 | 8 | 14 |
| Chile | 2 | 3 | 5 |
| China | 281 | 417 | 698 |
| Colombia | 4 | 14 | 18 |
| Costa Rica | 5 | 3 | 8 |
| Croatia | 1 | | 1 |

| Country | UG | GR | Total |
|--------------------|-----|-----|-------|
| Cyprus | | 2 | 2 |
| Czechia | 1 | 2 | 3 |
| Denmark | 1 | | 1 |
| Dominican Republic | 1 | | 1 |
| Ecuador | | 1 | 1 |
| Egypt | 2 | 16 | 18 |
| France | 6 | 1 | 7 |
| Georgia | 2 | 3 | 5 |
| Ghana | | 6 | 6 |
| Greece | | 5 | 5 |
| Guatemala | 2 | 1 | 3 |
| Honduras | | 1 | 1 |
| Hong Kong | 8 | 3 | 11 |
| India | 259 | 226 | 485 |
| Indonesia | 18 | 2 | 20 |

Continued

COLLEGE ENROLLMENT BY PLACES OF ORIGIN

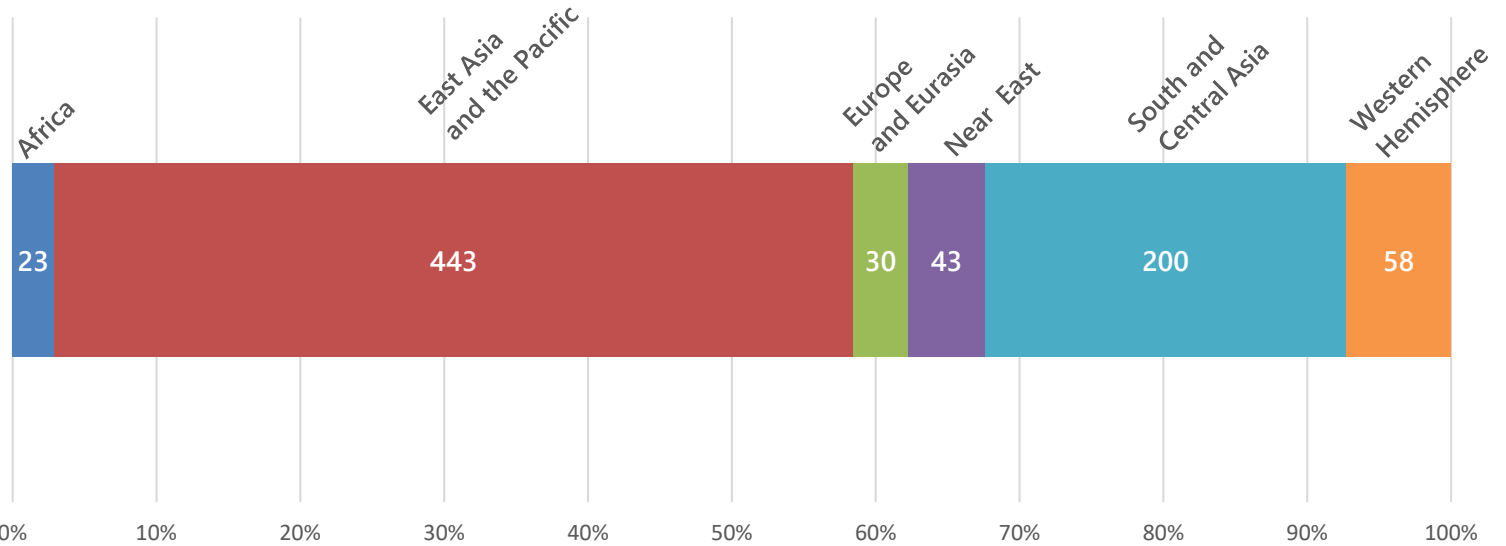
College of Science, continued

| Country | UG | GR | Total |
|-------------|----|----|-------|
| Iran | | 8 | 8 |
| Ireland | 1 | | 1 |
| Italy | 1 | 4 | 5 |
| Jamaica | 2 | | 2 |
| Japan | 6 | 4 | 10 |
| Jordan | 2 | 2 | 4 |
| Kazakhstan | 8 | 2 | 10 |
| Kenya | 2 | | 2 |
| Kuwait | | 1 | 1 |
| Lebanon | 1 | 1 | 2 |
| Malaysia | 25 | 5 | 30 |
| Mali | | 1 | 1 |
| Mexico | 2 | 3 | 5 |
| Mongolia | 5 | | 5 |
| Morocco | 1 | | 1 |
| Nepal | | 4 | 4 |
| Netherlands | 1 | | 1 |
| Nigeria | 6 | 9 | 15 |
| Norway | 1 | | 1 |
| Oman | 1 | | 1 |
| Pakistan | 10 | 22 | 32 |
| Palestine | | 1 | 1 |
| Panama | 1 | 1 | 2 |

| Country | UG | GR | Total |
|----------------------|------------|------------|-------------|
| Peru | 3 | 4 | 7 |
| Philippines | 3 | | 3 |
| Poland | 1 | | 1 |
| Russia | 5 | 3 | 8 |
| Saudi Arabia | 15 | 4 | 19 |
| Singapore | 3 | 2 | 5 |
| South Korea | 77 | 42 | 119 |
| Spain | 10 | | 10 |
| Sri Lanka | 1 | 8 | 9 |
| Sudan | 1 | | 1 |
| Switzerland | | 1 | 1 |
| Taiwan | 35 | 37 | 72 |
| Tajikistan | | 1 | 1 |
| Tanzania | | 1 | 1 |
| Thailand | 5 | | 5 |
| Trinidad - Tobago | | 1 | 1 |
| Turkey | 10 | 4 | 14 |
| Ukraine | 1 | 1 | 2 |
| United Arab Emirates | 6 | | 6 |
| United Kingdom | 2 | 1 | 3 |
| Uzbekistan | 1 | | 1 |
| Venezuela | | 1 | 1 |
| Vietnam | 28 | 6 | 34 |
| Grand Total | 910 | 938 | 1848 |

COLLEGE ENROLLMENT BY PLACES OF ORIGIN

Purdue Polytechnic Institute



| Country | UG | GR | Total |
|-------------|-----|----|-------|
| Afghanistan | | 1 | 1 |
| Andorra | 1 | | 1 |
| Australia | | 1 | 1 |
| Azerbaijan | | 1 | 1 |
| Bahamas | 1 | | 1 |
| Bahrain | 1 | | 1 |
| Bangladesh | 1 | 2 | 3 |
| Bolivia | 1 | | 1 |
| Brazil | 7 | 4 | 11 |
| Cambodia | 1 | | 1 |
| Canada | 9 | 9 | 18 |
| Chile | 1 | 1 | 2 |
| China | 158 | 95 | 253 |

| Country | UG | GR | Total |
|----------------------------------|----|----|-------|
| Colombia | | 9 | 9 |
| Costa Rica | 2 | | 2 |
| Czechia | 1 | | 1 |
| Democratic Republic of the Congo | 2 | | 2 |
| Ecuador | 1 | 1 | 2 |
| Egypt | | 3 | 3 |
| France | 1 | | 1 |
| Germany | 3 | 2 | 5 |
| Ghana | 1 | 1 | 2 |
| Greece | 2 | | 2 |
| Guatemala | 1 | | 1 |
| Honduras | 2 | 1 | 3 |
| Hong Kong | 5 | 1 | 6 |

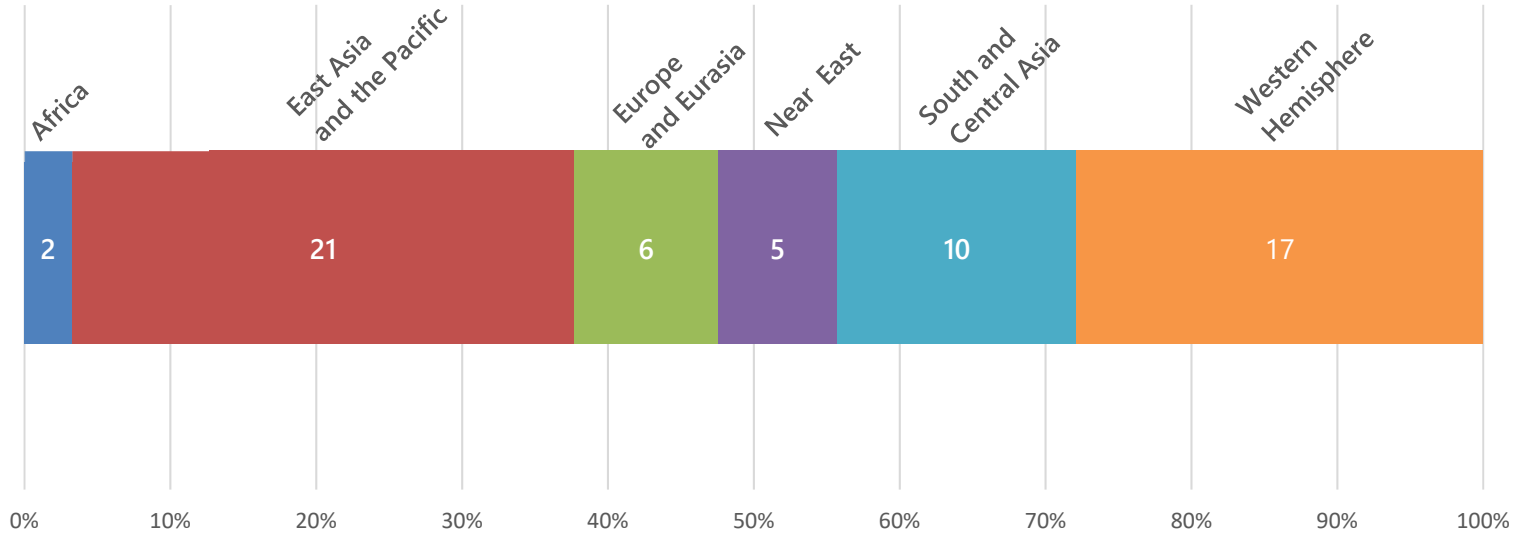
Purdue Polytechnic Institute, continued

| Country | UG | GR | Total |
|------------|----|----|-------|
| India | 85 | 88 | 173 |
| Indonesia | 8 | 1 | 9 |
| Iran | | 2 | 2 |
| Jamaica | | 1 | 1 |
| Japan | 4 | | 4 |
| Jordan | 1 | | 1 |
| Kazakhstan | 2 | 2 | 4 |
| Kenya | 1 | 1 | 2 |
| Lebanon | 2 | | 2 |
| Macau | 2 | | 2 |
| Malaysia | 14 | 2 | 16 |
| Mexico | 1 | 1 | 2 |
| Mongolia | 1 | | 1 |
| Morocco | 1 | | 1 |
| Nepal | 2 | | 2 |
| Nigeria | 3 | 11 | 14 |
| Oman | 1 | | 1 |
| Pakistan | 4 | 7 | 11 |
| Panama | 2 | 1 | 3 |
| Peru | | 1 | 1 |

| Country | UG | GR | Total |
|----------------------|------------|------------|------------|
| Philippines | | 1 | 1 |
| Poland | 1 | | 1 |
| Russia | 2 | 1 | 3 |
| Saudi Arabia | 22 | 6 | 28 |
| Singapore | 3 | 2 | 5 |
| South Korea | 62 | 21 | 83 |
| Spain | 2 | 1 | 3 |
| Sri Lanka | 2 | 4 | 6 |
| Switzerland | 2 | 1 | 3 |
| Taiwan | 30 | 7 | 37 |
| Tanzania | | 1 | 1 |
| Thailand | 4 | 3 | 7 |
| Trinidad - Tobago | | 1 | 1 |
| Turkey | 7 | 1 | 8 |
| United Arab Emirates | 4 | | 4 |
| United Kingdom | 1 | | 1 |
| Vietnam | 16 | 1 | 17 |
| Zambia | 1 | | 1 |
| Zimbabwe | 1 | | 1 |
| Grand Total | 496 | 301 | 797 |

COLLEGE ENROLLMENT BY PLACES OF ORIGIN

School of Veterinary Medicine

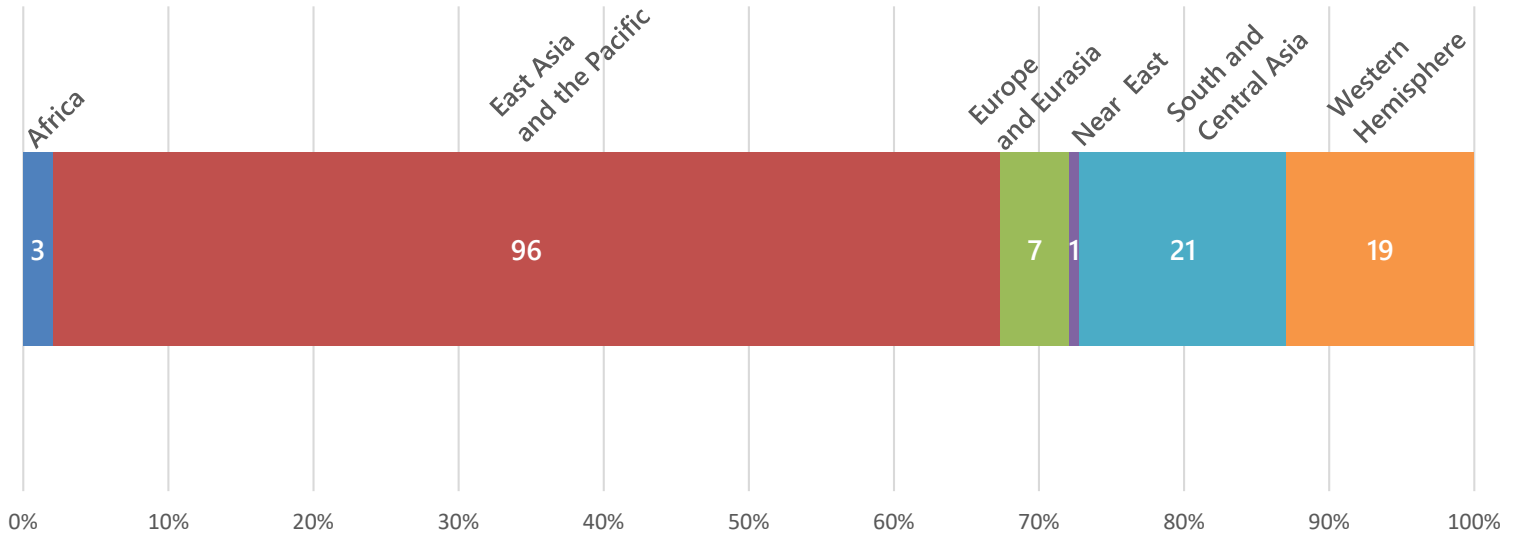


| Country | UG | GR | PR | Total |
|------------|----|----|----|-------|
| Bahamas | 1 | | | 1 |
| Bangladesh | | 3 | | 3 |
| Bermuda | 1 | | | 1 |
| Brazil | | 4 | | 4 |
| Canada | 1 | 2 | | 3 |
| Chile | | 1 | | 1 |
| China | | 7 | | 7 |
| Colombia | | 2 | | 2 |
| Costa Rica | | 1 | | 1 |
| Denmark | | 1 | | 1 |
| Egypt | | 2 | | 2 |
| Finland | | 1 | | 1 |
| France | | 1 | 1 | 2 |
| Guatemala | | 1 | | 1 |
| Hong Kong | | | 1 | 1 |
| Hungary | | 1 | | 1 |
| India | | 5 | 1 | 6 |
| Indonesia | | 1 | | 1 |

| Country | UG | GR | PR | Total |
|----------------------|----------|-----------|----------|-----------|
| Iran | | 1 | | 1 |
| Japan | | 2 | | 2 |
| Malaysia | 1 | | | 1 |
| Mauritius | 1 | | | 1 |
| Mexico | | | 2 | 2 |
| Morocco | | 1 | | 1 |
| Nepal | | 1 | | 1 |
| New Zealand | | 1 | | 1 |
| Peru | | 1 | | 1 |
| Philippines | 1 | | | 1 |
| Singapore | 2 | | | 2 |
| South Korea | 1 | 1 | | 2 |
| Sudan | | 1 | | 1 |
| Switzerland | | 1 | | 1 |
| Taiwan | | 2 | | 2 |
| Thailand | | 1 | | 1 |
| United Arab Emirates | | 1 | | 1 |
| Grand Total | 9 | 47 | 5 | 61 |

COLLEGE ENROLLMENT BY PLACES OF ORIGIN

Exploratory Studies

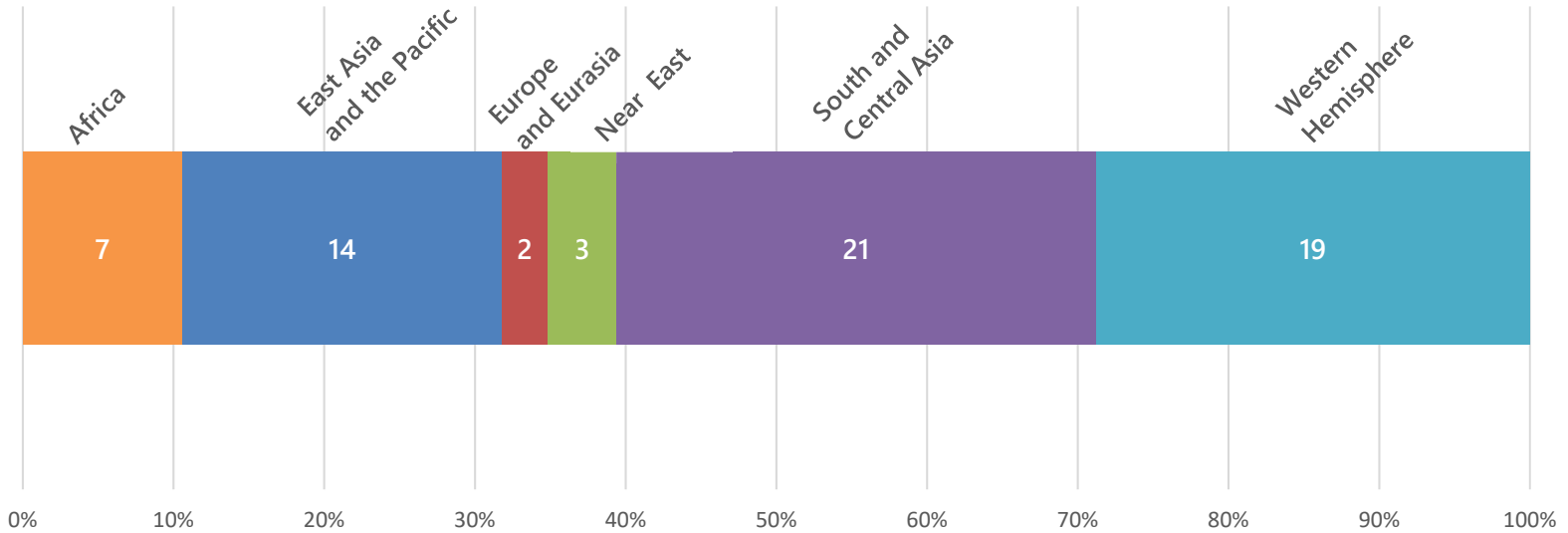


| Country | UG | Total |
|-------------|----|-------|
| Austria | 1 | 1 |
| Bahrain | 1 | 1 |
| Bolivia | 1 | 1 |
| Brazil | 4 | 4 |
| Canada | 1 | 1 |
| China | 54 | 54 |
| Colombia | 1 | 1 |
| Costa Rica | 1 | 1 |
| El Salvador | 1 | 1 |
| France | 1 | 1 |
| Germany | 1 | 1 |
| Guatemala | 3 | 3 |
| Honduras | 1 | 1 |
| Hong Kong | 3 | 3 |
| India | 19 | 19 |
| Indonesia | 2 | 2 |

| Country | UG | Total |
|--------------------|------------|------------|
| Jamaica | 1 | 1 |
| Japan | 2 | 2 |
| Latvia | 1 | 1 |
| Mexico | 2 | 2 |
| Nepal | 1 | 1 |
| Nicaragua | 2 | 2 |
| Nigeria | 3 | 3 |
| Pakistan | 1 | 1 |
| Panama | 1 | 1 |
| Poland | 1 | 1 |
| Portugal | 1 | 1 |
| South Korea | 17 | 17 |
| Spain | 1 | 1 |
| Taiwan | 14 | 14 |
| Thailand | 1 | 1 |
| Vietnam | 3 | 3 |
| Grand Total | 147 | 147 |

COLLEGE ENROLLMENT BY PLACES OF ORIGIN

Interdisciplinary and Special Programs

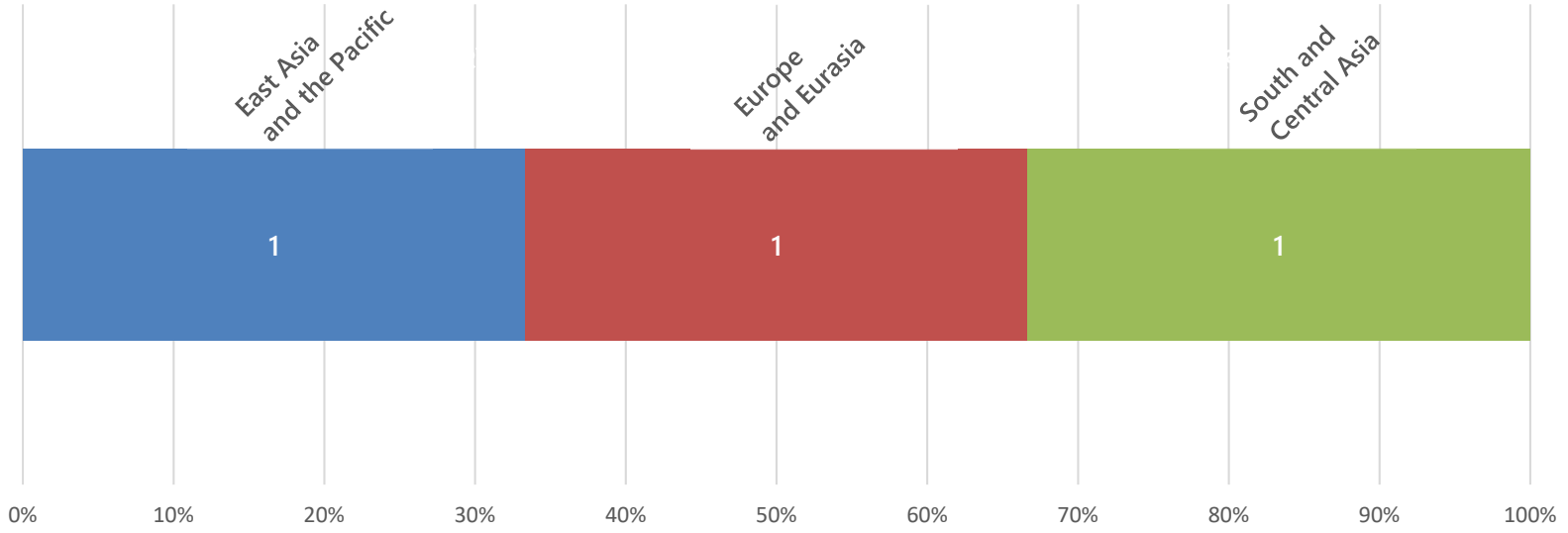


| Country | GR | Total |
|-------------|----|-------|
| Afghanistan | 1 | 1 |
| Bangladesh | 2 | 2 |
| Chile | 1 | 1 |
| China | 8 | 8 |
| Colombia | 2 | 2 |
| Ecuador | 1 | 1 |
| Germany | 2 | 2 |
| Ghana | 2 | 2 |
| India | 16 | 16 |

| Country | GR | Total |
|--------------------|-----------|-----------|
| Iran | 2 | 2 |
| Nepal | 2 | 2 |
| Nigeria | 5 | 5 |
| Pakistan | 1 | 1 |
| Saudi Arabia | 1 | 1 |
| South Korea | 3 | 3 |
| Sri Lanka | 1 | 1 |
| Thailand | 2 | 2 |
| Vietnam | 1 | 1 |
| Grand Total | 53 | 53 |

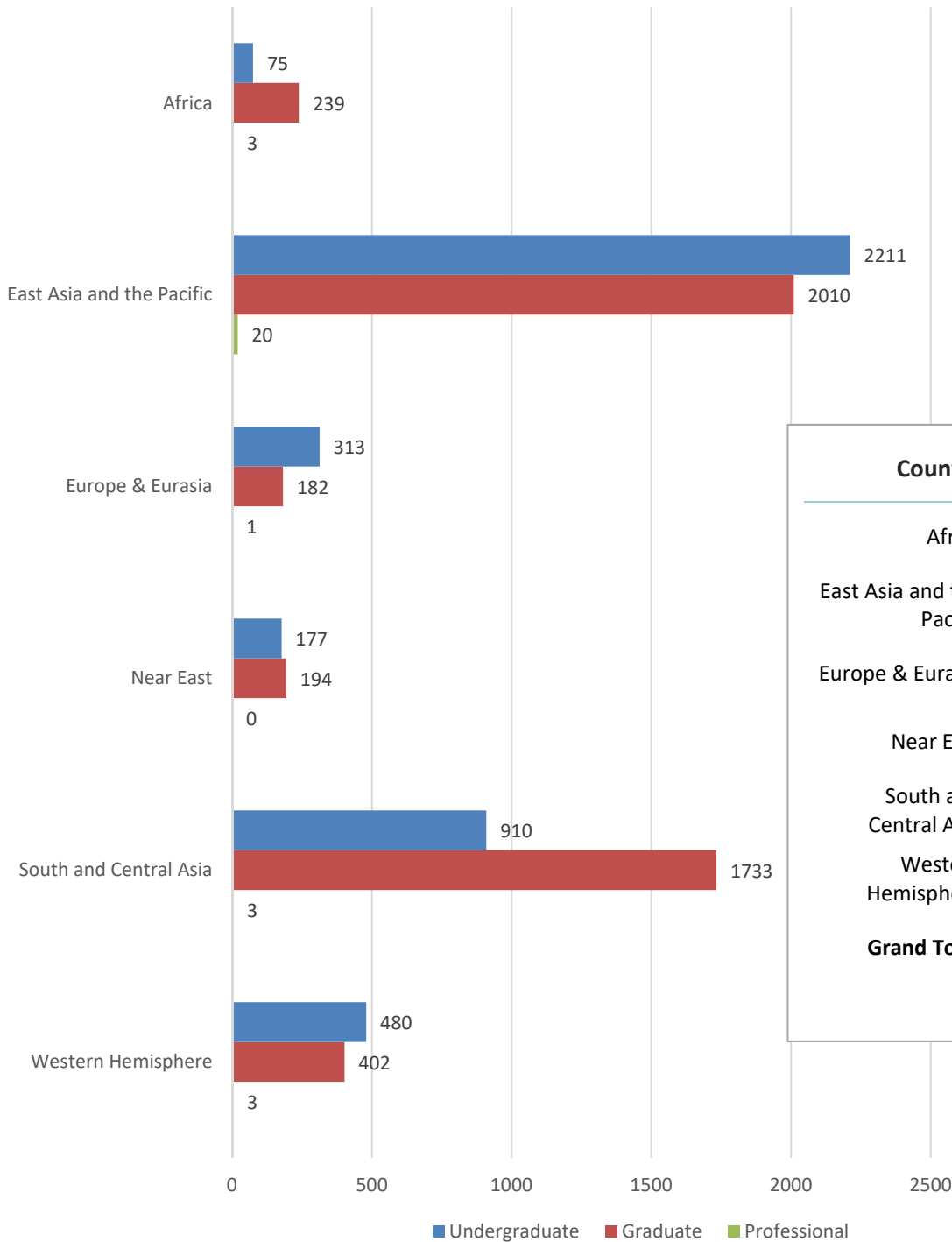
COLLEGE ENROLLMENT BY PLACES OF ORIGIN

Non-degree



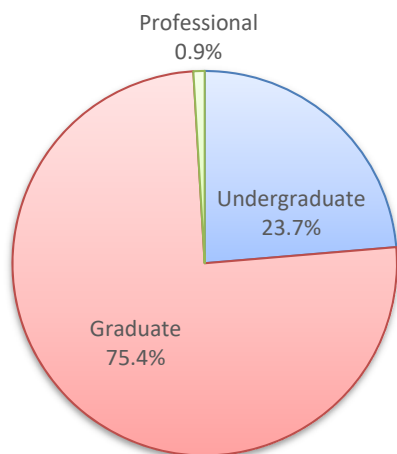
| Country | UG | Total |
|--------------------|----------|----------|
| China | 1 | 1 |
| India | 1 | 1 |
| Ukraine | 1 | 1 |
| Grand Total | 3 | 3 |

Summary



| Country | UG | GR | PR | Total |
|---------------------------|-------------|-------------|-----------|-------------|
| Africa | 75 | 239 | 3 | 317 |
| East Asia and the Pacific | 2211 | 2010 | 20 | 4241 |
| Europe & Eurasia | 313 | 182 | 1 | 496 |
| Near East | 177 | 194 | | 371 |
| South and Central Asia | 910 | 1733 | 3 | 2646 |
| Western Hemisphere | 480 | 402 | 3 | 885 |
| Grand Total | 4166 | 4760 | 30 | 8956 |

Africa

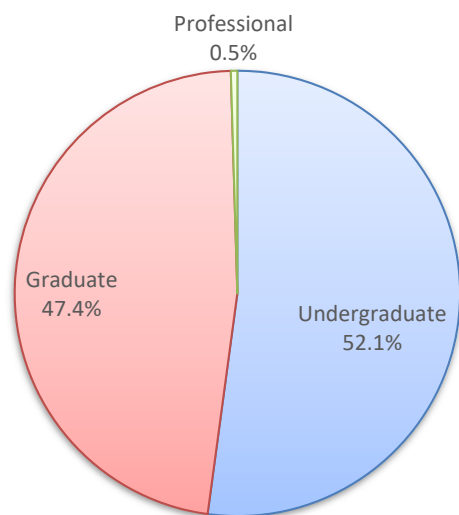


| | |
|----------------------|------------|
| Undergraduate | 75 |
| Graduate | 239 |
| Professional | 3 |
| Total | 317 |

| Country | UG | GR | PR | Total |
|----------------------------------|----|----|----|-------|
| Angola | | 1 | | 1 |
| Botswana | | 1 | | 1 |
| Cameroon | 1 | 3 | | 4 |
| Cote d'Ivoire | 1 | | | 1 |
| Democratic Republic of the Congo | 3 | | | 3 |
| Ethiopia | 2 | 5 | | 7 |
| Gambia | | 1 | | 1 |
| Ghana | 4 | 28 | 1 | 33 |
| Kenya | 6 | 26 | 1 | 33 |
| Lesotho | | 1 | | 1 |
| Mali | 1 | 1 | | 2 |
| Mauritius | 3 | | | 3 |

| Country | UG | GR | PR | Total |
|--------------------|-----------|------------|----------|------------|
| Nigeria | 43 | 94 | 1 | 138 |
| Rwanda | | 3 | | 3 |
| Senegal | | 1 | | 1 |
| South Africa | 5 | 1 | | 6 |
| South Sudan | | 2 | | 2 |
| Sudan | 1 | 3 | | 4 |
| Swaziland | | 1 | | 1 |
| Tanzania | 2 | 18 | | 20 |
| Togo | | 1 | | 1 |
| Uganda | | 35 | | 35 |
| Zambia | 2 | 4 | | 6 |
| Zimbabwe | 1 | 9 | | 10 |
| Grand Total | 75 | 239 | 3 | 317 |

East Asia and the Pacific

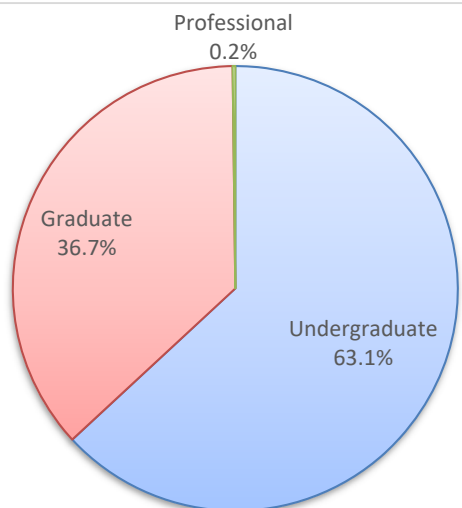


| | |
|----------------------|-------------|
| Undergraduate | 2211 |
| Graduate | 2010 |
| Professional | 20 |
| Total | 4241 |

| Country | UG | GR | PR | Total |
|-----------|------|------|----|-------|
| Australia | 14 | 9 | 1 | 24 |
| Burma | 16 | 2 | | 18 |
| Cambodia | 1 | 2 | | 3 |
| China | 1144 | 1380 | 6 | 2530 |
| Hong Kong | 41 | 11 | 1 | 53 |
| Indonesia | 89 | 23 | | 112 |
| Japan | 31 | 20 | | 51 |
| Macau | 6 | 1 | | 7 |
| Malaysia | 92 | 13 | | 105 |

| Country | UG | GR | PR | Total |
|--------------------|-------------|-------------|-----------|-------------|
| Mongolia | 8 | 2 | | 10 |
| New Zealand | 6 | 3 | | 9 |
| Papua New Guinea | 1 | | | 1 |
| Philippines | 10 | 7 | | 17 |
| Singapore | 23 | 13 | | 36 |
| South Korea | 352 | 287 | 10 | 649 |
| Taiwan | 217 | 201 | 1 | 419 |
| Thailand | 49 | 19 | | 68 |
| Vietnam | 111 | 17 | 1 | 129 |
| Grand Total | 2211 | 2010 | 20 | 4241 |

Europe and Eurasia

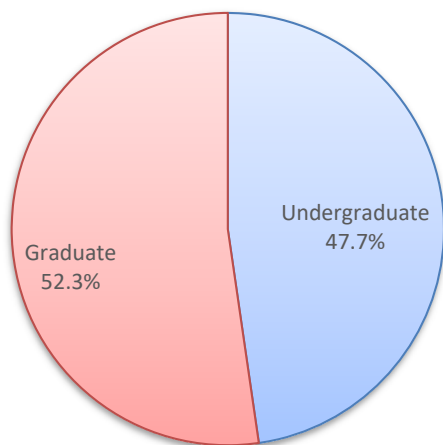


| | |
|----------------------|------------|
| Undergraduate | 313 |
| Graduate | 182 |
| Professional | 1 |
| Total | 496 |

| Country | UG | GR | PR | Total |
|----------------------|----|----|----|-------|
| Albania | 2 | 1 | | 3 |
| Andorra | 1 | | | 1 |
| Austria | 3 | 1 | | 4 |
| Azerbaijan | 8 | 5 | | 13 |
| Belgium | 4 | | | 4 |
| Bosnia - Herzegovina | 1 | | | 1 |
| Croatia | 1 | 2 | | 3 |
| Cyprus | 2 | 3 | | 5 |
| Czechia | 2 | 2 | | 4 |
| Denmark | 4 | 1 | | 5 |
| Finland | | 1 | | 1 |
| France | 16 | 10 | 1 | 27 |
| Georgia | 5 | 4 | | 9 |
| Germany | 29 | 16 | | 45 |
| Greece | 7 | 15 | | 22 |
| Hungary | 2 | 2 | | 4 |
| Iceland | 2 | | | 2 |
| Ireland | 21 | 2 | | 23 |
| Italy | 17 | 16 | | 33 |

| Country | UG | GR | PR | Total |
|--------------------|------------|------------|----------|------------|
| Latvia | 1 | | | 1 |
| Malta | 1 | | | 1 |
| Moldova | 2 | | | 2 |
| Netherlands | 4 | 2 | | 6 |
| Norway | 6 | 1 | | 7 |
| Poland | 11 | | | 11 |
| Portugal | 4 | | | 4 |
| Romania | 2 | 3 | | 5 |
| Russia | 13 | 10 | | 23 |
| Serbia | 3 | 2 | | 5 |
| Slovakia | 3 | 1 | | 4 |
| Slovenia | 1 | | | 1 |
| Spain | 47 | 24 | | 71 |
| Sweden | | 1 | | 1 |
| Switzerland | 3 | 3 | | 6 |
| Turkey | 70 | 47 | | 117 |
| Ukraine | 4 | 1 | | 5 |
| United Kingdom | 11 | 6 | | 17 |
| Grand Total | 313 | 182 | 1 | 496 |

Near East

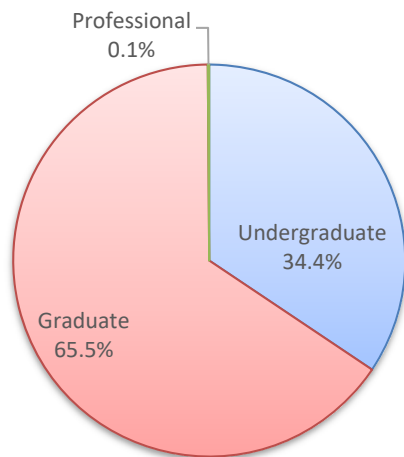


| | |
|----------------------|------------|
| Undergraduate | 177 |
| Graduate | 194 |
| Professional | 0 |
| Total | 371 |

| Country | UG | GR | Total |
|---------|----|----|-------|
| Bahrain | 8 | 1 | 9 |
| Egypt | 11 | 50 | 61 |
| Iran | | 52 | 52 |
| Israel | 3 | 1 | 4 |
| Jordan | 12 | 14 | 26 |
| Kuwait | 11 | 5 | 16 |
| Lebanon | 9 | 15 | 24 |
| Morocco | 5 | 1 | 6 |

| Country | UG | GR | Total |
|----------------------|------------|------------|------------|
| Oman | 10 | | 10 |
| Palestine | | 4 | 4 |
| Saudi Arabia | 83 | 45 | 128 |
| Syria | | 1 | 1 |
| Tunisia | 2 | | 2 |
| United Arab Emirates | 23 | 4 | 27 |
| Yemen | | 1 | 1 |
| Grand Total | 177 | 194 | 371 |

South and Central Asia

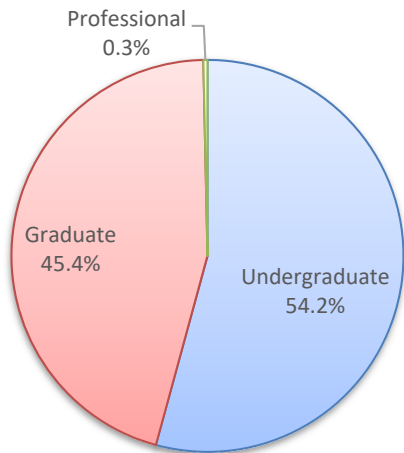


| | |
|----------------------|-------------|
| Undergraduate | 910 |
| Graduate | 1733 |
| Professional | 3 |
| Total | 2646 |

| Country | UG | GR | PR | Total |
|-------------|-----|------|----|-------|
| Afghanistan | | 5 | | 5 |
| Bangladesh | 25 | 93 | | 118 |
| Bhutan | 1 | | | 1 |
| India | 793 | 1504 | 3 | 2300 |
| Kazakhstan | 28 | 10 | | 38 |
| Kyrgyzstan | 1 | | | 1 |

| Country | UG | GR | PR | Total |
|--------------------|------------|-------------|----------|-------------|
| Nepal | 4 | 32 | | 36 |
| Pakistan | 45 | 64 | | 109 |
| Sri Lanka | 11 | 24 | | 35 |
| Tajikistan | | 1 | | 1 |
| Uzbekistan | 2 | | | 2 |
| Grand Total | 910 | 1733 | 3 | 2646 |

Western Hemisphere



| | |
|----------------------|------------|
| Undergraduate | 480 |
| Graduate | 402 |
| Professional | 3 |
| Total | 885 |

| Country | UG | GR | PR | Total |
|--------------------|-----|-----|----|-------|
| Argentina | 8 | 7 | | 15 |
| Bahamas | 5 | 3 | | 8 |
| Barbados | | 1 | | 1 |
| Belize | 1 | | | 1 |
| Bermuda | 1 | | | 1 |
| Bolivia | 16 | 4 | | 20 |
| Brazil | 101 | 47 | | 148 |
| Canada | 63 | 71 | 1 | 135 |
| Chile | 9 | 11 | | 20 |
| Colombia | 43 | 119 | | 162 |
| Costa Rica | 22 | 12 | | 34 |
| Dominican Republic | 10 | 2 | | 12 |
| Ecuador | 13 | 20 | | 33 |
| El Salvador | 15 | 3 | | 18 |

| Country | UG | GR | PR | Total |
|--------------------|------------|------------|----------|------------|
| Guatemala | 22 | 6 | | 28 |
| Guyana | 2 | 2 | | 4 |
| Haiti | 1 | 1 | | 2 |
| Honduras | 14 | 11 | | 25 |
| Jamaica | 5 | 7 | | 12 |
| Mexico | 35 | 24 | 2 | 61 |
| Nicaragua | 7 | 2 | | 9 |
| Panama | 36 | 8 | | 44 |
| Paraguay | 1 | 1 | | 2 |
| Peru | 33 | 27 | | 60 |
| St Vincent | | 1 | | 1 |
| Trinidad - Tobago | 4 | 7 | | 11 |
| Uruguay | 2 | 1 | | 3 |
| Venezuela | 11 | 4 | | 15 |
| Grand Total | 480 | 402 | 3 | 885 |

Faculty, Researchers and Staff

| CIP Code | Area | Count |
|--------------|---|-------------|
| 01 | Agriculture, Agriculture Operations, and Related Sciences | 141 |
| 03 | Nature Resources and Conservation | 16 |
| 05 | Area, Ethnic, Cultural, Gender, and Group Studies | 1 |
| 09 | Communication, Journalism, and Related Programs | 5 |
| 10 | Communications Technologies / Technicians and Support Services | 9 |
| 11 | Computer and Information Sciences and Support Services | 44 |
| 13 | Education | 14 |
| 14 | Engineering | 356 |
| 15 | Engineering Technologies and Engineering-Related Fields | 62 |
| 16 | Foreign Languages, Literatures, and Linguistics | 9 |
| 19 | Family and Consumer Sciences / Human Sciences | 3 |
| 23 | English Language and Literature / Letters | 3 |
| 25 | Library Science | 7 |
| 26 | Biological and Biomedical Sciences | 113 |
| 27 | Mathematics and Statistics | 51 |
| 31 | Parks, Recreation, Leisure and Fitness Studies | 4 |
| 34 | Parenting | 1 |
| 38 | Philosophy and Religious Studies | 9 |
| 40 | Physical Sciences | 124 |
| 41 | Science Technologies / Technicians | 3 |
| 42 | Psychology | 5 |
| 45 | Social Sciences | 9 |
| 49 | Transportation and Materials Moving (Aerospace Science and Technology) | 1 |
| 50 | Visual and Performing Arts | 1 |
| 51 | Health Professions and Related Programs | 101 |
| 52 | Business, Management, Marketing, and Related Support Services | 58 |
| 54 | History | 4 |
| TOTAL | | 1154 |

Note: Areas listed correspond to Institute of International Education (IIE) reporting guidelines.

Faculty, Researchers and Staff by Places of Origin

| Country | Count | Country | Count | Country | Count |
|------------|-------|-------------|-------|----------------|-------------|
| Algeria | 2 | Ghana | 1 | Philippines | 3 |
| Argentina | 2 | Greece | 2 | Poland | 2 |
| Australia | 6 | Guatemala | 1 | Portugal | 2 |
| Austria | 2 | Hong Kong | 1 | Romania | 4 |
| Azerbaijan | 1 | India | 197 | Russia | 10 |
| Bangladesh | 4 | Iran | 15 | Saint Lucia | 1 |
| Belgium | 2 | Ireland | 1 | Senegal | 1 |
| Brazil | 44 | Israel | 3 | Serbia | 2 |
| Bulgaria | 1 | Italy | 19 | South Africa | 1 |
| Cambodia | 1 | Japan | 16 | South Korea | 81 |
| Canada | 29 | Jordan | 4 | Spain | 15 |
| Chile | 4 | Kazakhstan | 3 | Sri Lanka | 2 |
| China | 465 | Kenya | 5 | Sweden | 1 |
| Colombia | 72 | Lebanon | 1 | Syria | 1 |
| Czechia | 1 | Libya | 1 | Taiwan | 14 |
| Denmark | 1 | Malaysia | 2 | Thailand | 2 |
| Ecuador | 2 | Mexico | 11 | Tunisia | 1 |
| Egypt | 6 | Nepal | 3 | Turkey | 14 |
| Estonia | 1 | Netherlands | 2 | Uganda | 1 |
| Ethiopia | 1 | Nigeria | 3 | Ukraine | 1 |
| Finland | 1 | Pakistan | 14 | United Kingdom | 9 |
| France | 5 | Panama | 1 | Venezuela | 2 |
| Germany | 12 | Peru | 8 | Vietnam | 4 |
| | | | | Zimbabwe | 1 |
| | | | | TOTAL | 1154 |

Grand Totals

| EDUCATIONAL LEVEL | COUNT |
|--------------------------------|---------------|
| Undergraduate Students | 4166 |
| Graduate Students | 4760 |
| Professional Students | 30 |
| Faculty, Researchers and Staff | 1154 |
| TOTAL | 10,110 |