

---

# PREPARE TO BE ***WOWED***

---

A GUIDEBOOK FOR ISS WOW!

# **WEEKS OF WELCOME**



Office of International  
Students and Scholars

# MESSAGE FROM THE DIRECTOR OF INTERNATIONAL STUDENT SERVICES

## Congratulations and welcome to Purdue University!

You are joining a vibrant international student body of more than 9,000 (representing more than 135 countries!) and a total Boilermaker student population that is over 50,000 strong.

By choosing Purdue, you are choosing excellence. Excellence in academics, research, student services, and campus life. Purdue has a prestigious reputation and ranks consistently well in national and international rankings.

However, what those rankings cannot tell you is what it means to be a Boilermaker. A Boilermaker is a leader in her field. A Boilermaker makes a difference in his community. A Boilermaker makes a global impact, embraces diversity, makes discoveries...

You are joining a university tradition that includes over 24 astronauts, the chief engineer of the Hoover Dam, the inventor of fiberglass, the creator of C-SPAN, winners of the Nobel, World Food, and Pulitzer prizes, and leaders in all areas of the corporate world, academia, and government.

Being an international student at Purdue, you will have the opportunity to get to know people from many different cultures. I strongly encourage you to get involved in your new community and take advantage of opportunities as they are presented to you.

The Office of International Students and Scholars (ISS) strives to provide the best services, outstanding programs and events, and exceptional support. If you ever have any questions or concerns about your non-immigrant status, adjusting to American customs, or whatever the issue might be, please feel free to contact our office.

Again, welcome to Purdue! Boiler Up!

Christine Collins  
Director, International Student Services,  
International Students and Scholars



## Table of Contents

Office of International Students and Scholars (ISS)	4
Purdue Vocabulary	5
Important Dates	6
Obtaining Your Certificate of Eligibility	7
SEVIS Fee and Visa Application Process	8
Port of Entry	9
Traveling to Purdue	10
I-94 Arrival Record	11
Virtual Mandatory International Student Check-in (vMISCI)	12
Purdue ID Card	13
myPurdue	14
Course Registration	15
Credit Transfer	16
Paying Tuition	17
Housing	18
Health Insurance	19
What to Bring	20
Culture Shock	21
Area Information	22

## Office of International Students and Scholars (ISS)

Website: <https://www.purdue.edu/IPPU/ISS>

Hours of Operation

Monday - Friday: 8:00 AM to 5:00 PM

**Changes ahead:** Check our [website](#) for the most up-to-date hours and services.

### Ask Student Counselor:

To ask a student counselor about F-1 and J-1 regulations, submit the eform located at [MyISS](#)>General Services>Ask Student Counselor

### Phone Counselor Availability: 765-494-5770

Access to an Immigration Counselor by phone to answer basic questions.

Check our website for [current hours](#).

### Virtual Drop-Ins

WebEx Drop-Ins are intended for matters that can be addressed in 10 minutes or less. Upon entering, students wait in a virtual lobby; counselors admit students on a first-come, first-served basis.

#### Morning Hours:

Mondays, Tuesdays, Wednesdays, Fridays: 9 AM - 11:30 AM

#### Afternoon Hours:

Thursdays: 1:30 PM - 4 PM

### Emergency Contact Number

This number is for use by international students, faculty, and staff who have an emergency situation that occurs outside the normal ISS hours of operation.

**Emergency Phone: (765) 491-6759**

Please use this number for emergencies only!

As a student at Purdue, you may hear or see some Purdue-specific vocabulary for activities, programs, and even locations. To help you decipher some of those terms, below you will find a mini-dictionary especially for international students.

## myISS

[myISS](#) is Purdue University's web portal to immigration services, requests, and benefits for our international student, scholar, and employee community.

## Virtual Mandatory International Student Check-in (vMISCi)

The Office of International Students and Scholars has Virtual Mandatory International Student Check-in (vMISCi) for incoming undergraduate and graduate international students. All new international students are required to complete vMISCi.

## WOW! - Weeks of Welcome

During your first couple of weeks at Purdue, we'd like to welcome you and make sure that you are able to adjust to life at Purdue. We have [West Lafayette](#) and [Indianapolis](#) events for you to enjoy before and after classes start.

## Callout

A callout is usually an informational or introductory meeting sponsored by a student club or organization to gain new members. If you are interested in joining a particular interest group, club, or organization attending a callout is a great way to get information.

## PUSH - Purdue University Student Health Services

PUSH refers to the Purdue University Student Health Service -- students can obtain medical services and ask questions about health insurance and immunizations. Visit the [PUSH website](#) for more information.

## West Lafayette Boiler Cold Rush (BCR) - January 10 - 11

Boiler Cold Rush (BCR) takes place the days before classes begin, and Purdue encourages all incoming students to take part. You'll learn about campus traditions, Purdue culture and University resources. It's also a great chance to make lasting friendships and learn how to be a successful Boilermarker. Visit the [BCR website](#) for more information.

## Indianapolis Boiler Cold Rush (BCR) - Check Back for updates!

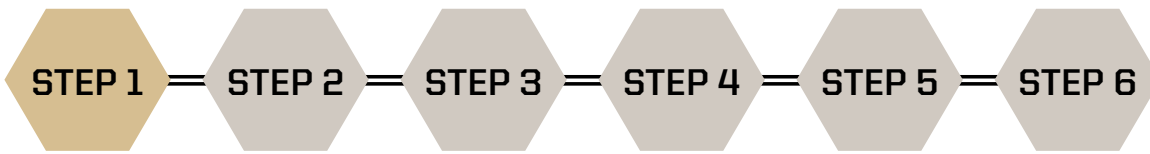
Boiler Cold Rush (BCR) takes place the days before classes begin, and Purdue encourages all incoming students to take part. You'll learn about campus traditions, Purdue culture and University resources. It's also a great chance to make lasting friendships and learn how to be a successful Boilermarker. Visit the [BGR in Indianapolis website](#) for more information.

## Dates to Know

Below you will find some dates that may be important to you. You may need to check with your college, school, department, or major for important dates specific to your program.

January 13	Spring Semester Classes Begin
January 20	Martin Luther King Day (No Classes)
March 17 - 22	Spring Break
May 3	Classes End
May 5 - 10	Finals Week

Please Note: Please see the [University Residences West Lafayette Move-In](#) and [University Residences Indianapolis Move-In](#) pages for details about moving into your residence hall at Purdue.



## Obtain Your Certificate of Eligibility (COE)

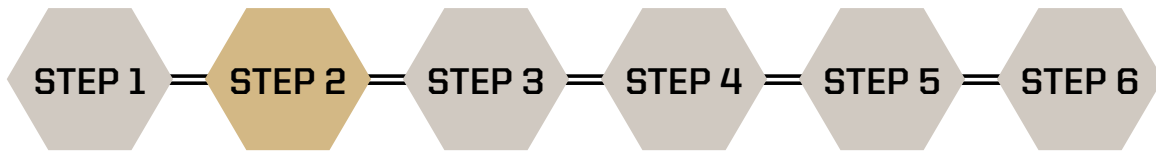
A certificate of eligibility (COE) is either the form I-20 or DS-2019 and it is issued by the school you will attend. If you have accepted your admission and paid your deposit, you will receive information about completing the online Notification of Intent (NOI) through myISS. You will receive your COE after you have completed the online NOI through myISS. The COE document is required when applying for a US student visa.

- If you are going to apply for an F-1 visa, you will receive form I-20.
- If you are going to apply for a J-1 visa, you will receive form DS-2019.
- If another sponsor or agency will provide the I-20 or DS-2019 to you, or if you have another visa type such as E-2, L-2, H-4, or J-2, you will not receive a COE from Purdue. However, you must still complete the NOI to notify us of your status.

Your COE will be issued electronically, available through the secure myISS portal. We will email you a link, and you should download the COE, print it, and sign it in ink at the bottom of page 1.

**Please do not make a visa appointment until you  
have received your Certificate of Eligibility!**





## Pay the SEVIS Fee and Apply for Your Visa

Students who have the designation "Initial Entry" on their I-20 or "To Begin Program" on their DS-2019 must pay the SEVIS fee before their visa appointment. The SEVIS fee should be paid online at [www.fmjfee.com](http://www.fmjfee.com).

See the guide "[Applying for Your Student Visa](#)" for details about paying the SEVIS fee and making an appointment for a student visa.

After paying the SEVIS fee online, it is important to print out the receipt. Take the receipt and the other required items listed in the visa guide to the U.S. Embassy or Consulate closest to you to apply for an F-1 visa or J-1 visa.

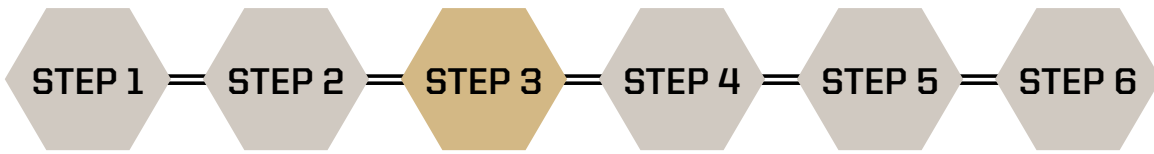
### PLEASE NOTE:

All questions regarding paying the SEVIS fee also known as the I-901 fee should be directed to the SEVIS Fee FAQ. Click [here](#) for assistance or call 703-603-3400.



**Do NOT pack your immigration documents in your luggage!**  
**You will have to use them to pass through the Port of Entry before you can collect your checked bags.**





## Arrive at the Port of Entry and Enter the US

When you reach the immigration officer, you will need to be able to provide the following forms:

- Your passport, with your visa attached
- Your COE: I-20 or DS-2019
- Your I-901 SEVIS Fee Receipt
- Your Customs Declaration Form (if applicable)

The officer may also ask to see:

- Proof of funding or financial support as listed on your COE
- Your Purdue University admission letter

The officer may ask you questions about what you will be studying at Purdue, where you will be staying, and what your plans are for returning to your home country.

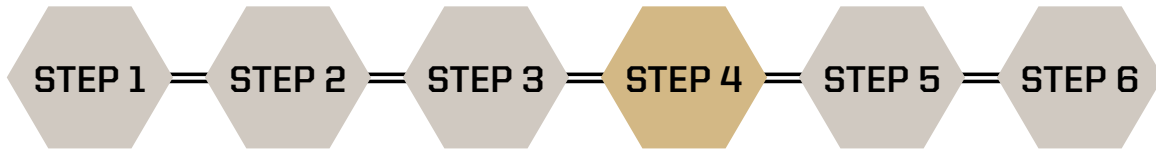
You may be fingerprinted and have your photo taken by the immigration officer. This is a normal procedure and is nothing to be worried about.

Your passport will be stamped with your visa status and "D/S," which stands for Duration of Status. **Having your documents correctly stamped is very important!**

You will submit the Customs Declaration Form to the customs officer after you have picked up your luggage and are ready to leave the secured immigration area of the airport.

Per US immigration regulations, you **CANNOT** enter the US more than **30 days** prior to the start date on your COE.





## Travel to Purdue

It's your responsibility to get from the airport to the Purdue campus. The two major cities nearest West Lafayette are Chicago, Illinois and Indianapolis, Indiana. It is recommended that you fly to one of these cities and then secure transportation to West Lafayette using one of these shuttle services.

If you will be attending the Indianapolis campus, you should fly into the Indianapolis airport.

Click on the links below to make a reservation with a shuttle service. If your flight is delayed, it might be possible to get on the next shuttle, but check with your shuttle company about available seats.

### From Chicago or Indianapolis to West Lafayette Campus:

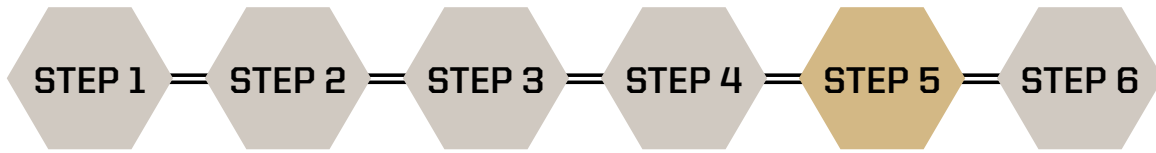
Lafayette Limo Shuttle Service: <http://www.lafayettelimo.com/>

Reindeer Shuttle: <http://reindeershuttle.com/>

### From Indianapolis Airport to Indianapolis Campus: [Transportation and Car Rental](#)

### Are there other ways to get to my residence hall or off-campus housing?

There are several taxis and ride share services ([Uber](#) and [Lyft](#)) in the area.



## Get your I-94 Arrival Record

The I-94 is a record of your entry date, your status, and your “admit until” date. U.S. Customs and Border Protection has an automated form I-94 at air and sea ports. After entering the U.S., you can go to [www.cbp.gov/I94](http://www.cbp.gov/I94) to produce a printed version of your electronic I-94 arrival record. You may need the printed version when dealing with other agencies in the U.S., such as the Bureau of Motor Vehicles, the Social Security Administration, and when completing employment documents such as E-Verify and the I-9 system. Students entering at a land border will receive a printed I-94 card instead. If you have any questions, please review the CBP website at [www.cbp.gov/I94](http://www.cbp.gov/I94).



### Most Recent I-94

---

Admission (I-94) Record Number : 51415565885

Most Recent Date of Entry: 2017 July 25

Class of Admission **F1**

Admit Until Date **D/S**

Details provided on the I-94 Information form:

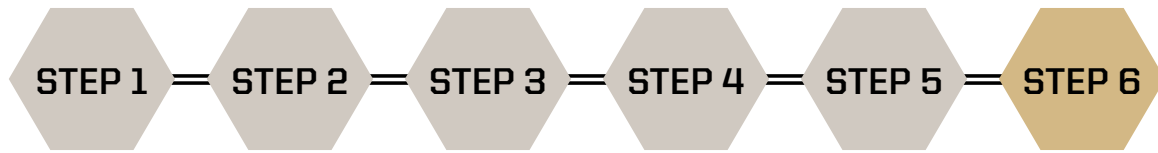
Last/Surname :

First (Given) Name :

Birth Date :

Passport Number :

Country of Issuance : **China**



## Complete ISS Virtual Mandatory International Student Check-in (vMISCI)

Students who are beginning a new program at Purdue from inside the United States in August, must complete vMISCI. Completing a vMISCI session at Purdue is required by federal law for international students. The US Department of Homeland Security requires you to check-in with ISS as you obtain your immigration documents and upon arrival to campus. Your check-in is completed through [myISS](#) and will consist of pre-arrival, arrival, immigration video and immigration quiz e-forms. \*\*\*Failure to comply with vMISCI may jeopardize your valid F/J lawful status.

### How do I start vMISCI?

1. Log into [myISS](#)
2. Go to the Requests section of the Home Page
3. Click on the **vMISCI (PWL) e-form**
4. Continue through all the e-forms within the group.

You'll need the following documents with you:

#### F-1 or J-1 Students

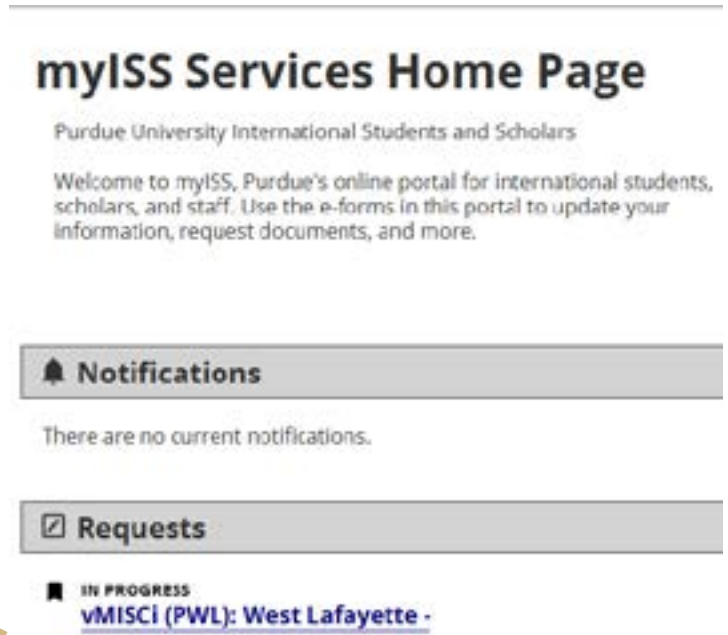
- Passport
- Entry Visa (Not applicable to Canadian citizens)
- COE: I-20 or DS-2019
- I-94 arrival record\*

#### Other Statuses (Example: E-2, L-2, J-2, H-4, etc.)\*

- Passport
- Entry Visa (if applicable)
- Notice of Action (if application)
- I-94 arrival record\*

\*Students that are not attending in F or J status (i.e. E-2, H-4, L-2) will not be required to do the immigration video or quiz.

Please note: If your dependents (spouse and/or minor children) traveled to the U.S. with you, please submit the documents for each accompanying dependent.



Your Purdue ID proclaims you as a member of the Purdue community and is your key to access essential campus services.

One card does it all. From on-campus dining to free bus rides to great discounts, your Purdue ID gets you access to many special features of being a Boilermaker. Even better -- once you unlock your Purdue ID Card's potential with BoilerExpress eAccounts you have cash-free buying power for food, laundry and much more. It's as easy as GET IT, LOAD IT, and USE IT!

For more information, visit the website for the [Purdue ID Card Office](#).



**Your  
Purdue ID.  
Now on  
your Phone.**

Students at the **Indianapolis campus** may also need to get a CrimsonCard to grant access to shared services with Indiana University. See details [here](#).



## myPurdue

**MyPurdue** is an Internet portal system where students can access academic and financial account information. Your information is stored in a program called Banner, so you may hear faculty and staff members refer to it by that name as well.

You will need your career account login and BoilerKey to log in to myPurdue. Some of the benefits of myPurdue include:

- Access the University Course Catalog
- Immediately select courses and schedule preferences online
- Use a credit/debit card to pay your tuition
- Access and update your personal information stored in the university system, such as emergency contacts and mailing address
- Find out who your academic advisor is (undergraduate students)

Click on the following links for assistance:

[How do I log into myPurdue?](#)

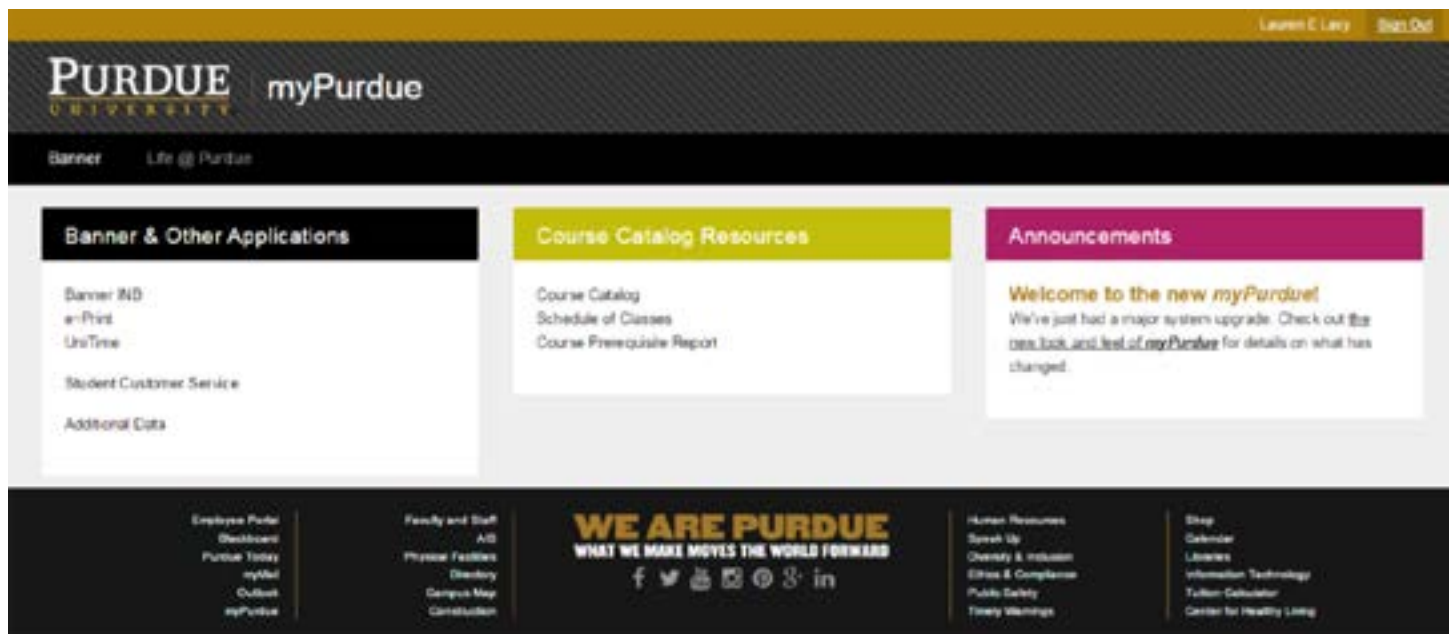
[Why am I getting a strange error when trying to log into myPurdue?](#)

[Why can't I access myPurdue?](#)

[What is myPurdue and what issues might a student encounter when using it?](#)

[How do I reset my Purdue Career Account password?](#)

**Purdue Login** is used for two-factor authentication. Click [here](#) for details and instructions.





## Undergraduate Students:

All incoming international undergraduate students and students transferring to Purdue from another U.S. institution will receive an email from their academic advisor. Your academic advisor will assist you with the registration process.

Please be patient with the process, remember that there are over 8,000 freshman that need help.

Your academic advisor will give you a registration access code (PIN) for your myPurdue account, a day and time, and guidance regarding course selection.

**Note: All F-1 and J-1 international undergraduate students are required by law to enroll in a full course load. At Purdue, this means registering for and completing 12 credit hours every fall and spring semester. A maximum of 3 credits or one course of digitally delivered credit hours may apply to your minimum full-time enrollment.**

---

---

## Graduate Students:

Graduate students should contact the Registration Secretary or Graduate Coordinator in their departments for information about registering for classes.

**Note: All F-1 and J-1 international graduate students are required by law to enroll in a full course load. For students without an assistantship, this means registering for and completing 8 credit hours every fall and spring semester. Graduate students with assistantships must register for and complete 6 credit hours every fall and spring semester. A maximum of 3 credits or one course of online or digitally delivered credit hours may apply to your minimum full-time enrollment.**





## Transfer Credits for Undergraduate Students:

In general, credits earned in courses at a post-secondary institution recognized by either the national Ministry of Education (non-U.S.) or accredited by one of the six U.S. regional accrediting bodies for which a grade of C- or higher has been earned, are transferable as credit. Transfer credit may count toward your Purdue degree, but it will not count toward your GPA. Individual schools and departments at Purdue determine how transferred credits will apply toward your degree requirements.

Original transcripts and certified copies (attested true copies) translated into English must be submitted in order for a credit evaluation to be completed.

**Purdue Transfer Credit Course Equivalency Guide** - Use this system to view how Purdue undergraduate courses compare to those of other institutions across the United States and in some cases, internationally. Courses for which Purdue does not have an equivalent offering can sometimes be transferred as undistributed credits. Your academic advisor will be able to assist you with how undistributed credits may count toward your degree. In general, no credit is awarded for English language or writing courses completed in non-Anglophone countries.

If you wish to obtain advance credit by taking Purdue examinations, you must pre-register with your academic advisor to take undergraduate placement examinations in math, sciences, foreign languages, and other academic areas. Further information regarding advanced credit examinations is available at the [Purdue Testing Center](#) page.

More information about transferring college credit is available at the [Undergraduate Admissions](#) page. Questions regarding transferring college credit from a U.S post-secondary institution can be directed to Credit Evaluation via email at [transfercredit@purdue.edu](mailto:transfercredit@purdue.edu) and questions regarding transferring credit from an international post-secondary institution can be directed to the ISS Admissions Office via email at [intl-transfercredit@purdue.edu](mailto:intl-transfercredit@purdue.edu).

## Transfer Credit for Graduate Students:

Graduate-level credits from other institutions must be evaluated by your graduate department to determine if they will meet Purdue's graduate degree requirements.



## How will I pay my tuition?

Flywire and CIBC are available to pay your tuition and fees quickly and easily. Click here to see more information and get instructions:

<https://www.purdue.edu/treasurer/finance/bursar-office/payment/wire-transfers/>

Notification of your tuition and/or housing invoice will be sent to your @purdue.edu email address. It will also be sent to the email address of any authorized users that you have set up.

<https://www.purdue.edu/treasurer/finance/bursar-office/tutorials/>

Invoices for each semester are available approximately 6 weeks before the semester begins. Tuition is always due the first day of classes for each semester. We cancel classes for non-payment the following Monday at 5 pm.

You can access your fee statement through **MyPurdue / Financial Tab/ Manage My Account**.

We **strongly** discourage students from traveling with large amounts of cash. Purdue will not accept cash payments for tuition, fees and housing. More information on banking and convenient methods of payment is available on the Bursar website.

<https://www.purdue.edu/treasurer/finance/bursar-office/payment/>

## Where will I live?

Whether you decide to live on-campus or off-campus, you will want to finalize your housing arrangements before your arrival.

### To live on-campus in university residence halls:

Be sure to visit the [University Residences West Lafayette website](#) and [University Residences Indianapolis website](#) for answers to frequently asked questions, information on residence hall options, meal plans, and much more.

Also, please see the [University Residences West Lafayette Move-In](#) and [University Residences Indianapolis Move-In](#) pages for details. Information for spring will be updated as soon as it's available.

**To live off-campus:** You will need to make your own arrangements prior to your arrival or your options will be very limited. Begin your off-campus housing search by visiting Purdue's West Lafayette [Off-Campus Housing](#) website. You can also contact Off-Campus Housing Services at (877) 895-1234 or [here](#).

**West Lafayette:** [OFF-CAMPUS HOUSING & LIVING GUIDE](#)

**Downtown Indianapolis:** [OFF-CAMPUS HOUSING](#)



## Purdue University Student Health Services (PUSH)

PUSH is your primary site for health care on campus. We encourage you to visit PUSH if you need to be evaluated for both acute and chronic medical conditions by scheduling an appointment through the patient portal or by calling 765-494-1700 (West Lafayette) or 317-274-8214 (Indianapolis).

PUSH'S responsibility in managing healthcare for students begins before you come to campus. The University is required to verify your immunization status. The details of the requirements are found on the [PUSH website](#). **Under Indiana law, failure to comply with these provisions or file for an exemption based on medical or religious grounds will lead to the university blocking your registration.**

- To avoid this, we recommend that you complete your immunization requirements early to ensure that you register for future semesters without any issues. You can get the vaccines you need at the Student Health Center, and we have both required and recommended vaccines available.
- If you require an exemption based on religious reasons, please sign a letter of request, which should be submitted to the Health Center Senior Director. If you are under 18 years old, both you and your parent or guardian should sign the form.
- For medical exemptions, your healthcare provider should provide a statement, which will be reviewed by the Medical Director.
- If you are an international student, please note that you will also be required to have a QFT (Quantiferon blood test) or T-Spot (not PPD) with a negative result, in addition to meeting the state immunization requirements. To manage your requirements efficiently, and avoid unnecessary trips, we suggest submitting your completed immunization information on the Patient Portal before scheduling an appointment for any additional immunizations you may need.



Full-time, fee-paying students are entitled to an unlimited number of pre-paid visits for illness or injury to Student Health Center providers. Ancillary services (radiology, physical therapy, procedures, preventive care, and immunizations) will be charged.

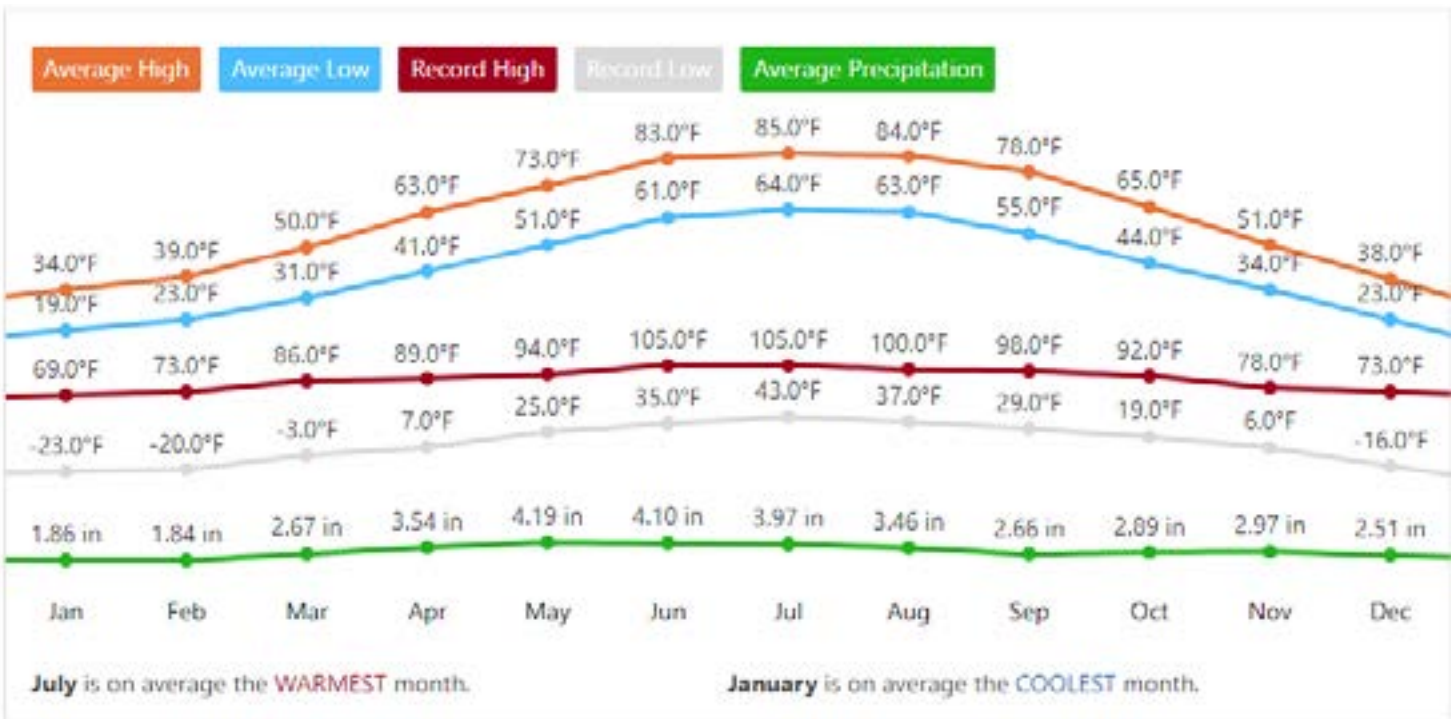
- You must present your insurance card at each visit to the Health Center
- PUSH is in network with most United Healthcare and Anthem insurance plans. PUSH will bill your insurance and bill you the difference if your insurance is out-of-network.
- **The University sponsored health insurance plan is mandatory for all international students. For details and purchase information, please click [here](#).**

**IMPORTANT: Failure to enroll in the Student Health Insurance Plan or to submit a valid waiver by the compliance deadline will result in loss of the waiver option, loss of eligibility to enroll, and a \$200 late fee.**



## What should I bring with me?

You will want to pack for living in a locale that has four distinct seasons. Without a doubt, you will hear someone say, "If you don't like the weather, wait 10 minutes." The weather in Indiana can change rapidly and often. Be sure to consider this when deciding what you might need during your arrival and stay at Purdue. The graph below lists the average temperature for each month in degrees Fahrenheit, as well as the average precipitation, and record high and low temperatures.



## Initial Expenses

Plan on bringing or having access to enough funds to meet your living expenses for the first month. If you live off-campus, some landlords will require you to pay both the first and the last month's rent in advance, as well as a security deposit.

Plan ahead to avoid problems; however, do not carry large amounts of cash with you! You may purchase U.S. traveler's checks, which can be cashed at most banks and stores in the U.S. Do not place your cash, credit cards, or traveler's checks in your checked luggage. Wearing a money belt or pouch that can be kept out of sight under your clothing is recommended.

If you bring your own national currency, please exchange it to U.S. dollars upon arrival at the airport because there is no bank that is able to immediately exchange currency. Some banks provide this service for a fee, but it takes several days to get your money exchanged.

## What is culture shock?

Culture shock is the many reactions that a person may have when moving from a familiar environment where you easily recognize the language, symbols, smells, tastes, and sounds to an unfamiliar or new environment where everything is different.

## What can I do about it?

Counseling and Psychological Services (CAPS) provides many options for support:

**Student Support Groups:** This is a confidential and supportive group for international students to explore and discuss various multicultural issues. Numerous topics may be discussed, including but not limited to, acculturation, adapting to a new educational system, coping with being away from family and friends, or breaking down language and cultural barriers.

**Counseling and Therapy:** Discuss and explore problems or feelings that are important to you. Grow toward greater freedom in making informed choices.

**Self-help:** Self-help is a resource for students who are motivated to do their own work, often focusing on small changes students can make to improve their lives. Self-help strategies can help students cope with and improve their emotional well being and mental health. Examples of self-help include maintaining healthy lifestyles through regular exercise, eating a well-balanced diet and getting good quality of sleep, fostering healthy relationships, practicing emotional regulation, self-compassion and self-care techniques, and more.

## CAPS Commitment

"Counseling and Psychological Services (CAPS) is committed to helping students benefit from their college experience. CAPS is committed to helping you achieve personal and academic success. Although CAPS works with students in crisis, our primary goal is to assist students with their concerns before they develop into more serious problems. One way that students can do this is to talk to a counselor or psychologist in a supportive atmosphere to aid self-understanding and the resolution of personal issues."

For more information about CAPS: call 765-494-6995 or visit their website: [www.purdue.edu/caps](http://www.purdue.edu/caps)

## Many Great Cities. One Great University.

Purdue University is located in West Lafayette, Indiana, and Indianapolis, Indiana. For more information about the Greater Lafayette area and Indianapolis, including lists of area hotels, restaurants, religious institutions, events, and even information about climate and weather, visit the following publications and websites:

[City of West Lafayette](#) • [City of Lafayette](#) • [Home of Purdue](#)

[Downtown Indy](#) • [Visit Indy](#)

**We can't wait to see you on campus. Boiler Up!**

