

Introduction

A total of 4,458 students from abroad representing 130 countries and 455 international faculty and staff representing 51 nations claim Purdue University as their home this fall semester.

The University's total international student enrollment ranks:

- 2nd in the nation
- 1st among all public institutions
- 1st in the Big Ten

The international student body comprises 11.8% of the total number of enrolled students, the highest in University history.

International undergraduate students comprise 6.3% of the total undergraduate body, or 1,934 total students. A total of 2,524 international graduate and professional students represents 37.2% of all students at this level of study. During the last decade international student enrollment has increased by 231% at the undergraduate level and 46% at the graduate and professional level.

Slightly more than 70% of all international students hail from Asia. Among the international student population, Engineering (43.4%), Science (15.3%), Management (14.7%), Liberal Arts (7.0%) and Agriculture (5.2%) enroll the highest percentage of students. Thirty-two countries have 20 or more students represented and all but one of the top ten sending countries (Turkey) is Asian.

India ranks first (808) in total enrollment while the People's Republic of China (679) is second. South Korea (496), Indonesia (266), Taiwan (220), Malaysia (184), Turkey (149), Pakistan (128), Japan (85) and Singapore (83) round out the top ten.

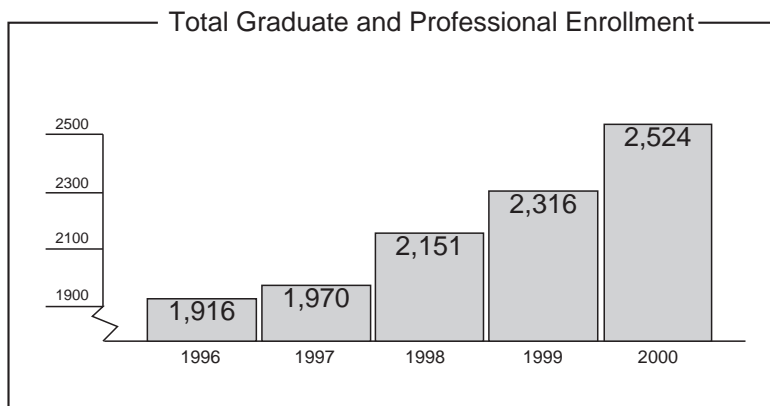
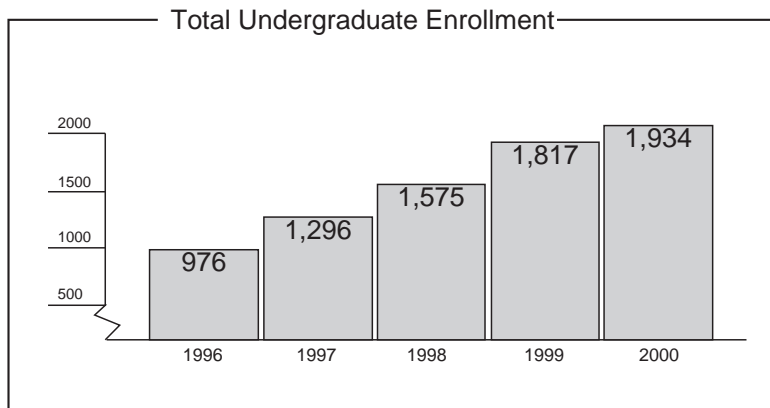
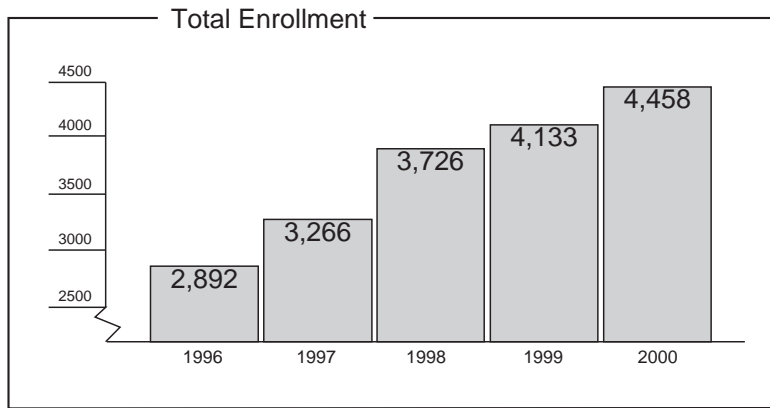
China (96), India (73), South Korea (48), Canada (22), Italy (17), Spain (17), Japan (16), France (15), Germany (15) and Russia (15) are the top ten sending countries for international faculty and staff. The departments of Biological Sciences (54), Chemistry (49), Computer Science (26), Physics (23), Horticulture (21), Management (21), Medicinal Chemistry and Molecular Pharmacology (19), Mechanical Engineering (18), Agronomy (17), Mathematics (16) and Chemical Engineering (16) employ the greatest number of scholars from abroad.

Questions and comments concerning this report should be directed to:

[Dr. Michael A. Brzezinski](#), Director, Office of International Students & Scholars.

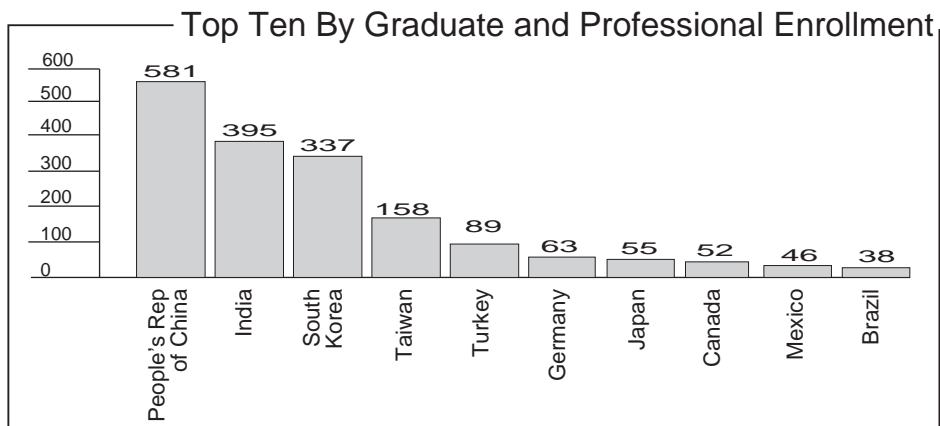
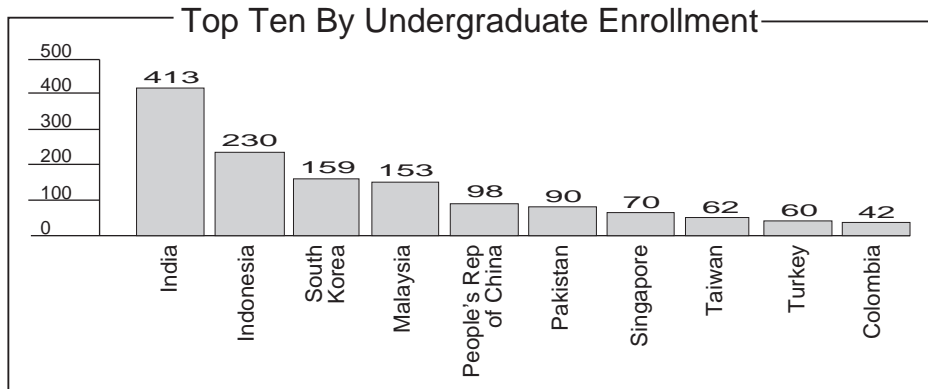
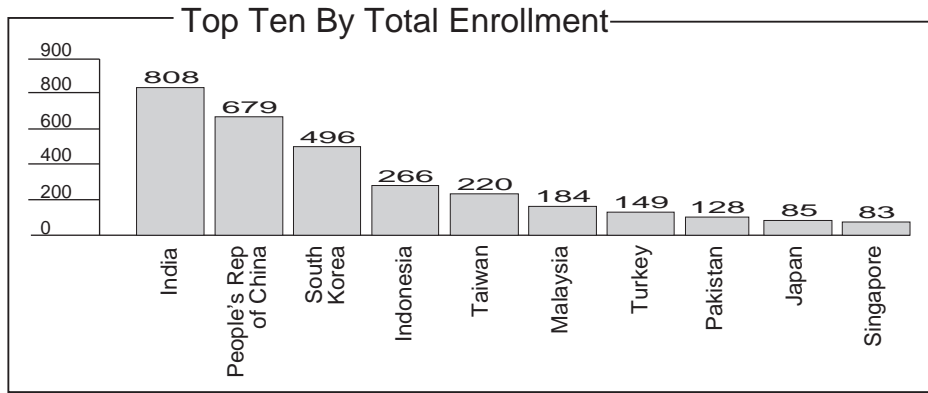


International Student Enrollment 1996-2000





Top Ten Enrollment By Country





Enrolment By Country (130 Countries)

	Total		Total
Albania	3	Mauritius	1
Algeria	1	Mexico	66
Angola	1	Moldova	3
Anguilla	1	Mongolia	5
Argentina	20	Mozambique	1
Australia	16	Myanmar	2
Austria	7	Nepal	6
Bahamas	1	Netherlands	17
Bahrain	6	New Zealand	9
Bangladesh	39	Nicaragua	8
Barbados	1	Niger	3
Belarus	2	Nigeria	14
Belgium	2	Norway	4
Belize	1	Oman	2
Benin	1	Pakistan	128
Bolivia	9	Palestine	1
Botswana	6	Panama	27
Brazil	57	Paraguay	1
Bulgaria	11	People's Republic of China	679
Burkina Faso	2	Peru	18
Cameroon	2	Philippines	11
Canada	74	Poland	9
Chile	8	Portugal	2
Colombia	65	Republic of Palau	1
Costa Rica	19	Republic of South Africa	5
Cote d'Ivoire	4	Republic of the Congo	1
Croatia	5	Romania	25
Cyprus	21	Russia	32
Czech Republic	8	Saudi Arabia	9
Denmark	1	Senegal	2
Dominican Republic	4	Sierra Leone	2
Ecuador	21	Singapore	83
Egypt	21	Slovenia	2
El Salvador	11	Somolia	2
Eritera	1	South Korea	496
Ethiopia	7	Spain	25
France	37	Sri Lanka	20
Gabon	1	St. Kitts - Nevis	2
Gambia	1	St. Vincent Grenadines	1
Germany	72	Sudan	5
Ghana	13	Swaziland	1
Greece	15	Sweden	11
Guatemala	22	Switzerland	3
Guyana	1	Syria	3
Haiti	3	Taiwan	220
Honduras	14	Tanzania	3
Hong Kong	49	Thailand	55
Hungary	17	Togo	2
Iceland	3	Trinidad and Tobago	3
India	808	Tunisia	1
Indonesia	266	Turkey	149
Iran	7	Uganda	2
Ireland	1	Ukraine	12
Israel	4	United Arab Emirates	5
Italy	18	United Kingdom	51
Jamaica	3	Uruguay	5
Japan	85	Uzbekistan	1
Jordan	40	Venezuela	23
Kenya	15	Yemen	1
Kuwait	3	Yugoslavia	7
Kyrgyzstan	1	Zambia	1
Latvia	1	Zimbabwe	4
Lebanon	12		
Macao	4		
Macedonia	1		
Malaysia	184		
Maldives	2		
Mali	3		
		Total	4,458



Enrolment By Country & Degree Level

	Undergraduate	Graduate	Professional	Total		Undergraduate	Graduate	Professional	Total
Albania	1	2		3	Mauritius	1			1
Algeria		1		1	Mexico	20	46		66
Angola		1		1	Moldova	2	1		3
Anguilla		1		1	Mongolia		5		5
Argentina	1	19		20	Mozambique		1		1
Australia	6	10		16	Myanmar	1	1		2
Austria	2	5		7	Nepal	1	5		6
Bahamas		1		1	Netherlands	8	9		17
Bahrain	6			6	New Zealand	7	2		9
Bangladesh	14	25		39	Nicaragua	6	2		8
Barbados	1			1	Niger	2	1		3
Belarus	1	1		2	Nigeria	12	2		14
Belgium		2		2	Norway	2	2		4
Belize		1		1	Oman	2			2
Benin		1		1	Pakistan	90	38		128
Bolivia	8	1		9	Palestine	1			1
Botswana	6			6	Panama	22	5		27
Brazil	19			57	Paraguay	1			1
Bulgaria	1	10		11	People's Republic of China	98	581		679
Burkina Faso		2		2	Peru	3	15		18
Cameroon		1	1	2	Philippines	5	6		11
Canada	22	51	1	74	Poland	3	6		9
Chile	2	6		8	Portugal		2		2
Colombia	42	23		65	Republic of Palau	1			1
Costa Rica	16	3		19	Republic of South Africa	4	1		5
Cote d'Ivoire	4			4	Republic of the Congo	1			1
Croatia	1	4		5	Romania	2	23		25
Cyprus	12	9		21	Russia	3	29		32
Czech Republic	1	7		8	Saudi Arabia	5	3	1	9
Denmark	1			1	Senegal	1	1		2
Dominican Republic	3	1		4	Sierra Leone		2		2
Ecuador	13	8		21	Singapore	70	13		83
Egypt	3	18		21	Slovenia		2		2
El Salvador	9	2		11	Somolia	2			2
Eritera	1			1	South Korea	159	335	2	496
Ethiopia	5	2		7	Spain	8	17		25
France	9	28		37	Sri Lanka	7	13		20
Gabon	1			1	St. Kitts - Nevis	2			2
Gambia			1	1	St. Vincent Grenadines	1			1
Germany	9	62	1	72	Sudan	1	3	1	5
Ghana	2	11		13	Swaziland		1		1
Greece	2	13		15	Sweden	8	3		11
Guatemala	21	1		22	Switzerland	2	1		3
Guyana	1			1	Syria	3			3
Haiti	1	2		3	Taiwan	62	156	2	220
Honduras	11	3		14	Tanzania	3			3
Hong Kong	33	12	4	49	Thailand	21	34		55
Hungary	2	15		17	Togo		2		2
Iceland		3		3	Trinidad and Tobago	1	2		3
India	413	395		808	Tunisia	1			1
Indonesia	230	35	1	266	Turkey	60	89		149
Iran	1	6		7	Uganda		2		2
Ireland		1		1	Ukraine	1	11		12
Israel	1	3		4	United Arab Emirates	5			5
Italy	2	16		18	United Kingdom	33	16	2	51
Jamaica		3		3	Uruguay	2	3		5
Japan	30	54	1	85	Uzbekistan		1		1
Jordan	26	14		40	Venezuela	8	15		23
Kenya	8	6	1	15	Yemen	1			1
Kuwait	2	1		3	Yugoslavia	1	6		7
Kyrgyzstan		1		1	Zambia		1		1
Latvia		1		1	Zimbabwe	2	2		4
Lebanon	4	8		12					
Macao	1	2	1	4					
Macedonia		1		1					
Malaysia	153	30	1	184					
Maldives		2		2					
Mali	2	1		3					
					Total	1,934	2,503	21	4,458



Total International Student Enrollment By Curriculum

	<u>Undergraduate</u>	<u>Graduate</u>	<u>Professional</u>	<u>Total</u>
Agriculture	45	189		234
Consumer and Family Sciences	46	76		122
Education		62		62
Engineering	977	1,016		1,993
Liberal Arts	92	220		312
Management	337	318		655
Pharmacy, Nursing & Health Sciences	16	55	19	90
Science	206	475		681
Technology	60	19		79
Veterinary Medicine	2	23	2	27
Non-Degree	153			153
Interdisciplinary Biochemistry		50		50
TOTALS	1,934	2,503	21	4,458



New International Student Enrollment By Curriculum

	<u>Undergraduate</u>	<u>Graduate</u>	<u>Professional</u>	<u>Total</u>
Agriculture	19	31		50
Consumer and Family Sciences	15	32		47
Education		16		16
Engineering	233	281		514
Interdisciplinary Biochemistry		18		18
Liberal Arts	27	59		86
Management	57	137		194
Pharmacy, Nursing & Health Sciences	2	17	8	27
Science	49	106		155
Technology	3	2		5
Temporary Undergraduate Studies	77			77
	2			2
University Division	5			5
TOTALS	489	699	8	1,196



Total International Student Enrollment By Region

	<u>Undergraduate</u>	<u>Graduate</u>	<u>Professional</u>	<u>Total</u>
Africa	53	45	4	102
Asia	1,388	1,732	12	3,132
Europe	105	301	3	409
Latin America & Caribbean	220	201		421
Middle East	132	151	1	284
North America	22	51	1	74
Oceania	14	12		26
TOTALS	1,934	2,503	21	4,458



Africa

<u>Undergraduate</u>	<u>Graduate</u>	<u>Professional</u>	<u>Total</u>
53	45	4	102

<u>Undergraduate</u>	<u>Graduate</u>	<u>Professional</u>	<u>Total</u>	<u>Undergraduate</u>	<u>Graduate</u>	<u>Professional</u>	<u>Total</u>
Algeria	1		1	Nigeria	12	2	14
Angola	1		1	Republic of	4	1	5
Benin	1		2	South Africa			
Burkina Faso	2		1	Republic of	1		1
Cameroon	1	1	2	the Congo			
Cote d'Ivoire	4		4	Senegal	1	1	2
Eritrea	1		1	Sierra Leone		2	2
Ethiopia	5	2	7	Somalia	2		2
Gabon	1		1	Sudan	1	3	5
Gambia			1	Swaziland		1	1
Ghana	2	11	1	Tanzania	3		3
Kenya	8	6	1	Togo		2	2
Mali	2	1	3	Tunisia	1		1
Mauritius	1		1	Uganda		2	2
Mozambique		1	1	Zambia		1	1
Niger	2	1	3	Zimbabwe	2	2	4



Asia

Undergraduate	1,388
Graduate	1,732
Professional	12
Total	3,132

	Undergraduate	Graduate	Professional	Total		Undergraduate	Graduate	Professional	Total
Bangladesh	14	25		39	Nepal	1	5		6
Hong Kong	33	12	4	49	Pakistan	90	38		128
India	413	395		808	People's Rep. of China	98	581		679
Indonesia	230	35	1	266	Philippines	5	6		11
Japan	30	54	1	85	Singapore	70	13		83
Macao	1	2	1	4	South Korea	159	335	2	496
Malaysia	153	30	1	184	Sri Lanka	7	13		20
Maldives		2		2	Taiwan	62	156	2	220
Mongolia		5		5	Thailand	21	34		55
Myanmar	1	1		2					



Europe

Undergraduate	105
Graduate	301
Professional	3
Total	409

	Undergraduate	Graduate	Professional	Total		Undergraduate	Graduate	Professional	Total
Albania	1	2		3	Macedonia		1		1
Austria	2	5		7	Moldova	2	1		3
Belarus	1	1		2	Netherlands	8	9		17
Belgium		2		2	Norway	2	2		4
Bulgaria	1	10		11	Poland	3	6		9
Croatia	1	4		5	Portugal		2		2
Czech Republic	1	7		8	Romania	2	23		25
Denmark	1			1	Russia	3	29		32
France	9	28		37	Slovenia		2		2
Germany	9	62	1	72	Spain	8	17		25
Greece	2	13		15	Sweden	8	3		11
Hungary	2	15		17	Switzerland	2	1		3
Iceland		3		3	Ukraine	1	11		12
Ireland		1		1	United Kingdom	33	16	2	51
Italy	2	16		18	Uzbekistan		1		1
Kyrgystan		1		1	Yugoslavia	1	6		7
Latvia		1		1					



Latin America & Caribbean

Undergraduate	220	
Graduate	201	
Professional	0	
		Total 421

	<u>Undergraduate</u>	<u>Graduate</u>	<u>Professional</u>	<u>Total</u>		<u>Undergraduate</u>	<u>Graduate</u>	<u>Professional</u>	<u>Total</u>
Anguilla		1	1		Guyana	1			1
Argentina	1	19	20		Haiti	1	2		3
Bahamas		1	1		Honduras	11	3		14
Barbados	1		1		Jamaica		3		3
Belize		1	1		Mexico	20	46		66
Bolivia	8	1	9		Nicaragua	6	2		8
Botswana	6		6		Panama	22	5		27
Brazil	19	38	57		Paraguay	1			1
Chile	2	6	8		Peru	3	15		18
Colombia	42	23	65		St. Kitts-Nevis	2			2
Costa Rica	16	3	19		St. Vincent- Grenadines	1			1
Dominican Republic	3	1	4		Trinidad & Tobago	1	2		3
Ecuador	13	8	21		Uruguay	2	3		5
El Salvador	9	2	11		Venezuela	8	15		23
Guatemala	21	1	22						



Middle East

Undergraduate	132	
Graduate	151	
Professional	1	
		Total 284

	<u>Undergraduate</u>	<u>Graduate</u>	<u>Professional</u>	<u>Total</u>		<u>Undergraduate</u>	<u>Graduate</u>	<u>Professional</u>	<u>Total</u>
Bahrain	6		6		Oman	2			2
Cyprus	12	9	21		Palestine	1			1
Egypt	3	18	21		Saudi Arabia	5	3	1	9
Iran	1	6	7		Syria	3			3
Israel	1	3	4		Turkey	60	89		149
Jordan	26	14	40		United Arab Emirates	5			5
Kuwait	2	1	3		Yemen	1			1
Lebanon	4	8	12						



North America

Undergraduate	22		
Graduate		51	
Professional			1
Total			74

	<u>Undergraduate</u>	<u>Graduate</u>	<u>Professional</u>	<u>Total</u>
Canada	22	51	1	74



Oceania

Undergraduate	14		
Graduate		12	
Professional			0
Total			26

	<u>Undergraduate</u>	<u>Graduate</u>	<u>Professional</u>	<u>Total</u>		<u>Undergraduate</u>	<u>Graduate</u>	<u>Professional</u>	<u>Total</u>
Australia	6	10		16	Republic of Palau	1			1
New Zealand	7	2		9					



Agriculture

Undergraduate	45
Graduate	189
Professional	0
Total	234


	<u>Undergraduate</u>	<u>Graduate</u>	<u>Professional</u>	<u>Total</u>		<u>Undergraduate</u>	<u>Graduate</u>	<u>Professional</u>	<u>Total</u>
Argentina		5		5	Mali			1	1
Australia	3	1		4	Mexico		4		4
Bahamas		1		1	Mongolia		1		1
Bangladesh		1		1	Mozambique		1		1
Bolivia	1	1		2	Myanmar		1		1
Brazil	1	8		9	Netherlands	2			2
Burkina Faso		1		1	New Zealand	2			2
Cameroon		1		1	Nicaragua	1	1		2
Canada		4		4	Niger		1		1
Colombia	2	5		7	Nigeria	1	1		2
Costa Rica	1	1		2	Pakistan	2			2
Croatia		3		3	Panama	1			1
Czech Republic		2		2	People's Republic of China		45		45
Denmark	1			1	Peru		1		1
Ecuador	2	3		5	Philippines	1	1		2
Egypt		1		1	Romania		1		1
El Salvador		2		2	Russia		2		2
Ethiopia		1		1	Senegal		1		1
France		3		3	Singapore	1	2		3
Germany	1	3		4	South Korea	1	10		11
Ghana		3		3	Sudan		1		1
Guatemala	2	1		3	Swaziland		1		1
Honduras	1	1		2	Sweden	3			3
Hungary	1	2		3	Taiwan		3		3
India	1	15		16	Thailand		3		3
Indonesia	8	4		12	Turkey		9		9
Ireland		1		1	Ukraine		5		5
Italy		1		1	United Kingdom	3	4		7
Japan		3		3	Uruguay		1		1
Jordan		1		1	Venezuela		1		1
Kenya	1	4		5	Yugoslavia		1		1
Lebanon		2		2	Zimbabwe		1		1
Malaysia	1			1					



Consumer & Family Sciences

Undergraduate	46
Graduate	76
Professional	0
Total	122

	<u>Undergraduate</u>	<u>Graduate</u>	<u>Professional</u>	<u>Total</u>		<u>Undergraduate</u>	<u>Graduate</u>	<u>Professional</u>	<u>Total</u>
Brazil		2		2	Mexico		2		2
Canada	1	1		2	Pakistan		1		1
Costa Rica	1			1	Panama	2			2
Cyprus	1			1	People's Republic of China	1	24		25
El Salvador	1			1	Philippines	1			1
Germany	1	1		2	Portugal		1		1
Greece	1	1		2	Republic of South Africa	1			1
Honduras		1		1	Singapore	1	1		2
Hong Kong	3			3	South Korea	4	18		22
India	8	6		14	Taiwan	5	13		18
Indonesia	5			5	Turkey	2			2
Jamaica		1		1	United Kingdom	3			3
Japan	3	1		4	Venezuela		1		1
Lebanon		1		1					
Malaysia	1			1					



Education

Undergraduate	0
Graduate	62
Professional	0
Total	62

	<u>Undergraduate</u>	<u>Graduate</u>	<u>Professional</u>	<u>Total</u>		<u>Undergraduate</u>	<u>Graduate</u>	<u>Professional</u>	<u>Total</u>
Argentina		2		2	People's Republic of China	8			8
Brazil		1		1	Russia	1			1
Bulgaria		1		1	South Korea	1			1
Burkina Faso		1		1	Taiwan	8			8
Canada		1		1	Thailand	1			1
Germany		1		1	Turkey	1			1
Greece		1		1	Uganda	1			1
Haiti		1		1	Ukraine	1			1
Hong Kong		1		1	United Kingdom	2			2
India		3		3	Uruguay	1			1
Italy		1		1	Uzbekistan	1			1
Japan		9		9	Venezuela	1			1
Maldives		1		1	Zimbabwe	1			1
Mexico		2		2					
Mongolia		1		1					



Engineering

Undergraduate	977
Graduate	1,016
Professional	0
Total	1,933

	<u>Undergraduate</u>	<u>Graduate</u>	<u>Professional</u>	<u>Total</u>		<u>Undergraduate</u>	<u>Graduate</u>	<u>Professional</u>	<u>Total</u>
Albania	1			1	Moldova	1			1
Argentina	1	3		4	Myanmar	1			1
Australia	3	6		9	Nepal		3		3
Austria	2	1		3	Netherlands	2			2
Bahrain	2			2	New Zealand	1			1
Bangladesh	9	16		25	Nicaragua	1			1
Barbados	1			1	Nigeria	5			5
Benin		1		1	Oman	2			2
Bolivia	3			3	Pakistan	35	26		61
Botswana	3			3	Palestine	1			1
Brazil	7	8		15	Panama	14	4		18
Canada	11	16		27	Paraguay	1			1
Chile	1	1		2	People's Republic of China	8	208		216
Colombia	21	9		30	Peru	1			1
Costa Rica	8	1		9	Philippines	1	2		3
Cote d'Ivoire	1			1	Poland	2	1		3
Cyprus	6	7		13	Republic of South Africa	1	1		2
Czech Republic		1		1	Romania	2	2		4
Dominican Republic	3	1		4	Russia		2		2
Ecuador	7	2		9	Saudi Arabia	4	3		7
Egypt	3	8		11	Senegal	1			1
El Salvador	5			5	Sierra Leone		1		1
Ethiopia	1			1	Singapore	45	6		51
France	3	9		12	Somalia	1			1
Gabon	1			1	South Korea	48	169		217
Germany	3	9		12	Spain	5	2		7
Ghana	1	2		3	Sri Lanka	4	7		11
Greece	1	6		7	St. Kitts - Nevis	1			1
Guatemala	12			12	St. Vincent Grenadines	1			1
Guyana	1			1	Sudan	1	2		3
Haiti	1	1		2	Sweden	2			2
Honduras	7			7	Syria	3			3
Hong Kong	15	7		22	Taiwan	20	82		102
Hungary	1	1		2	Tanzania	1			1
Iceland		3		3	Thailand	16	18		34
India	221	215		436	Trinidad & Tobago	1	1		2
Indonesia	141	26		167	Tunisia	1			1
Iran	1	3		4	Turkey	44	39		83
Israel		1		1	Ukraine		2		2
Italy	2	1		3	United Arab Emirates	4			4
Japan	13	8		21	United Kingdom	10	2		12
Jordan	15	4		19	Uruguay	1			1
Kenya	4			4	Venezuela	3	5		8
Kuwait	2	1		3	Yugoslavia	1	1		2
Latvia		1		1	Zambia		1		1
Lebanon	3	1		4					
Macao	1			1					
Malaysia	123	25		148					
Mexico	9	21		30					



Liberal Arts

Undergraduate	92
Graduate	220
Professional	0

Total	312
-------	-----

	<u>Undergraduate</u>	<u>Graduate</u>	<u>Professional</u>	<u>Total</u>		<u>Undergraduate</u>	<u>Graduate</u>	<u>Professional</u>	<u>Total</u>
Albania		1		1	Malaysia	2	1		3
Argentina		1		1	Mexico	1	4		5
Australia		1		1	Mongolia		1		1
Austria		2		2	Netherlands	1	3		4
Bahrain	2			2	Nigeria	1	1		2
Bangladesh	1	1		2	Pakistan	1	2		3
Brazil	1	4		5	People's Republic of China		32		32
Bulgaria		2		2	Peru	2	1		3
Canada	6	7		13	Philippines		1		1
Chile		4		4	Portugal		1		1
Colombia	3	3		6	Republic of South Africa	1			1
Costa Rica	3			3	Republic of the Congo	1			1
Cote d'Ivoire	1			1	Romania				3
Croatia	1	1		2	Russia	1	6		7
Czech Republic		1		1	Sierra Leone		1		1
Ecuador	1	1		2	Singapore	4	1		5
Egypt		1		1	South Korea	10	33		43
Ethiopia	1			1	Spain		12		12
France	2	7		9	Sri Lanka		2		2
Germany	2	11		13	Sweden	2	2		4
Ghana		3		3	Switzerland	2			2
India	7	22		29	Taiwan	5	9		14
Indonesia	8			8	Turkey	1	7		8
Italy		2		2	Uganda		1		1
Jamaica		1		1	United Kingdom	7	5		12
Japan	5	6		11	Venezuela	1			1
Jordan	2	3		5	Yugoslavia		1		1
Kenya	2	1		3					
Lebanon	1	3		4					
Macedonia		1		1					



Management

Undergraduate	337
Graduate	318
Professional	0
Total	655

	<u>Undergraduate</u>	<u>Graduate</u>	<u>Professional</u>	<u>Total</u>		<u>Undergraduate</u>	<u>Graduate</u>	<u>Professional</u>	<u>Total</u>
Angola		1		1		7	2		9
Anguilla		1		1		1			1
Argentina		5		5		1			1
Austria		2		2		4	5		9
Bahrain	1		1	1		3	6		9
Bangladesh	2	1		3		3			3
Belarus		1		1		2			2
Belgium		2		2		3			3
Bolivia	4			4		2	1		3
Botswana	1		1	1		33	1		34
Brazil	4	10		14		2			2
Bulgaria		4		4		17	37		54
Canada	1	11		12		China			
Chile		1		1		Peru		13	13
Colombia	13	5		18		Philippines	1	1	2
Costa Rica	3			3		Poland	1	1	2
Cote d'Ivoire	1		1	1		Romania		2	2
Cyprus	4	1		5		Russia		5	5
Czech Republic		1		1		Singapore	7	1	8
Ecuador	1	1		2		Slovenia		1	1
El Salvador	3			3		Somalia	1		1
Eritrea	1		1	1		South Korea	17	39	56
Ethiopia	1		1	1		Spain	1	1	2
France	3	5		8		Sweden	1		1
Germany	1	29		30		Switzerland		1	1
Ghana		1		1		Taiwan	16	10	26
Greece		1		1		Thailand	4	2	6
Guatemala	7		7	7		Turkey	9	18	27
Honduras	3	1		4		Ukraine		2	2
Hong Kong	4	1		5		United Arab Emirates	1		1
Hungary		10		10		United Kingdom	2	1	3
India	96	36		132		Uruguay		1	1
Indonesia	34	1		35		Venezuela		4	4
Israel	1	1		2		Yemen	1		1
Italy		3		3		Yugoslavia		1	1
Japan	3	25		28		Zimbabwe	2		2
Jordan	3	1		4					



Pharmacy, Nursing & Health Sciences

Undergraduate	16	
Graduate	55	
Professional	19	
Total	90	

Undergraduate Graduate Professional Total				Undergraduate Graduate Professional Total			
Bangladesh		1	1	Malaysia	1		1
Cameroon			1	Mexico		2	2
Canada	2	2	1	Pakistan		1	1
Chile	1			People's Republic of China	1	23	24
Cote d'Ivoire	1			Saudi Arabia			1
Czech Republic	1			Singapore		1	1
Ethiopia	1			Slovenia		1	1
Gambia			1	South Korea	3	3	2
Germany		1	1	Sudan			1
Hong Kong		1	4	Taiwan			2
India	3	11	14	Thailand		4	4
Indonesia	1		1	Togo		1	1
Jordan		2	2	United Kingdom			2
Kenya	1		1				2
Macao			1				1



Interdisciplinary Biochemistry

Undergraduate	0	
Graduate	50	
Professional	0	
Total	50	

Undergraduate Graduate Professional Total				Undergraduate Graduate Professional Total			
Canada		1	1	Romania	1		1
Hong Kong		1	1	Singapore	1		1
India	4		4	South Korea	8		8
Indonesia	2		2	Sweden	1		1
Israel	1		1	Taiwan	4		4
Mexico	2		2	Thailand	4		4
Nicaragua	1		1	Turkey	2		2
People's Republic of China	15		15	United Kingdom	1		1
				Yugoslavia	1		1



Science

School of Science

Undergraduate	206
Graduate	475
Professional	0
Total	681

	Undergraduate	Graduate	Professional	Total		Undergraduate	Graduate	Professional	Total
Albania		1		1			1		1
Algeria		1		1					1
Argentina		2		2					7
Australia		2		2			1		1
Bangladesh	1	5		6			2		2
Belize		1		1			2		2
Botswana	1			1			2		3
Brazil	2	4		5					1
Bulgaria	1	4		4			1		1
Canada		6		6			7		19
Colombia		1		1			1		1
Costa Rica		1		1			172		191
Cyprus	1	1		2					
Czech Republic		2		2			1		1
Ecuador	1			1			4		4
Egypt		7		7					1
Ethiopia		1		1			14		14
France	1	4		5			13		14
Germany	1	6		7					1
Ghana		1		1					11
Greece		4		4			45		62
Hong Kong	6	1		7			2		2
Hungary		2		2			4		6
India	56	79		135			24		33
Indonesia	29	1		30					2
Iran		3		3			1		1
Italy		8		8			1		1
Jamaica		1		1			1		1
Japan	5	1		6					1
Jordan		2		2			13		15
Kenya		1		1			1		1
Kyrgyzstan		1		1			1		8
Lebanon		1		1			1		1
Macao		1		1			1		1
Malaysia	11	1		12			1		1
Maldives							1		1
Mali					1				1
Mexico					3		4		7
Moldova							1		1
Mongolia							2		2
Nepal							2		2
New Zealand					1		2		3
Nicaragua					1				1
Norway							1		1
Pakistan					12		7		19
Panama							1		1
People's Republic of China					19		172		191
Philippines							1		1
Poland							4		4
Republic of Palau					1				1
Romania							14		14
Russia					1		13		14
Saudi Arabia					1				1
Singapore					11				11
South Korea					17		45		62
Spain							2		2
Sri Lanka					2		4		6
Taiwan					9		24		33
Tanzania					2				2
Thailand							1		1
Togo							1		1
Trinidad and Tobago							1		1
Turkey					2		13		15
Ukraine							1		1
United Kingdom					7		1		8
Venezuela							1		1
Yugoslavia							1		1



Technology

Undergraduate	60	
Graduate	19	
Professional	0	
	Total	79

	<u>Undergraduate</u>	<u>Graduate</u>	<u>Professional</u>	<u>Total</u>		<u>Undergraduate</u>	<u>Graduate</u>	<u>Professional</u>	<u>Total</u>
Bahrain	1			1	Panama	3			3
Canada	1	1		2	People's Republic of China	5	9		14
Ecuador	1	1		2	Philippines	1			1
Ethiopia	1			1	Singapore	1			1
Hong Kong	2			2	South Korea	1	2		3
India	16	2		18	Spain	1			1
Indonesia	2	1		3	Taiwan	3			3
Jordan	4			4	Thailand	1			1
Macao		1		1	United Kingdom	1			1
Malaysia	7			7	Uruguay	1			1
Niger	2			2	Venezuela		2		2
Nigeria	2			2					
Pakistan	3			3					



Veterinary Medicine

Undergraduate	2	
Graduate	23	
Professional	2	
	Total	27

	<u>Undergraduate</u>	<u>Graduate</u>	<u>Professional</u>	<u>Total</u>		<u>Undergraduate</u>	<u>Graduate</u>	<u>Professional</u>	<u>Total</u>
Argentina		1		1	Japan	1	1	1	3
Brazil		2		2	Jordan		1		1
Canada		1		1	Malaysia		1		1
Colombia	1			1	People's Republic of China		8		8
Egypt		1		1	Taiwan		2		2
Germany		1	1	2	Thailand		1		1
Ghana		1		1					
India		2		2					



Non-Degree

Undergraduate	153	
Graduate	0	
Professional	0	
Total		153

	<u>Undergraduate</u>	<u>Graduate</u>	<u>Professional</u>	<u>Total</u>		<u>Undergraduate</u>	<u>Graduate</u>	<u>Professional</u>	<u>Total</u>
Bangladesh	1			1	Pakistan	4			4
Belarus	1			1	People's Republic of	47			47
Botswana	1			1	China				
Brazil	4			4	Republic of	1			1
Colombia	2			2	South Africa				
Ghana	1			1	Russia	1			1
Hong Kong	3			3	South Korea	58			58
India	5			5	Spain	1			1
Indonesia	2			2	Sri Lanka	1			1
Jordan	2			2	St. Kitts - Nevis	1			1
Mexico	3			3	Taiwan	4			4
Moldova	1			1	Turkey	2			2
Nepal	1			1	Ukraine	1			1
Nicaragua	1			1	Venezuela	4			4



International Faculty & Staff By Department

Aero & Astro Engineering	2	Horticulture	21
Aeronautics & Astronautics	1	Industrial & Physical Pharmacy	4
Agricultural & Biological Engineering	8	Industrial Engineering	1
Agricultural Economics	5	Interdisciplinary Engineering	1
Agronomy	17	Library Sciences	2
Animal Sciences	8	Management	21
Audiology & Speech Sciences	1	Materials Engineering	1
Basic Medical Science	6	Mathematics	16
Biochemistry	6	Mechanical Engineering	18
Biochemistry & Molecular Biology (Interdisciplinary)	1	Mechanical Engineering Technology	1
Biological Sciences	54	Medicinal Chemistry & Molecular Pharmacology	19
Botany & Plant Pathology	12	Nuclear Engineering	5
Chemical Engineering	16	Pharmacy	4
Chemistry	49	Physics	23
Child Development & Family Studies	1	Plant Biology	1
Civil Engineering	14	Political Science	1
Communication	1	Psychological Sciences	1
Computer Science	26	Resturant, Hotel Institutional & Tourism Management	2
Consumer Sciences & Retailing	7	Science	1
Curriculum & Instruction	1	Sociology & Anthropology	1
Earth & Atmospheric Sciences	4	Statistics	5
Economics	1	Technology	1
Education	2	Undergraduate Non-Degree	1
Electrical & Computer Engineering	19	Veterinary Clinical Sciences	12
English	3	Veterinary Pathobiology	6
Entomology	2	Visual & Performing Arts	3
Food Science	13	Laboratory of Renewable Resources Engineering	1
Foods & Nutrition	3	Residence Hall Assistant Manager in Windsor Hall	1
Foreign Languages & Literatures	10		
Forestry	1		
Health Sciences	3		
Health, Kinesiology, & Leisure Studies	3		
		Total	455



International Faculty & Staff By Country

Algeria	1	Malaysia	1
Argentina	6	Mexico	2
Australia	10	Morocco	1
Austria	2	Netherlands	9
Bangladesh	1	Norway	1
Belarus	2	People's Rep. of China	96
Belgium	3	Pakistan	2
Bolivia	1	Philippines	3
Brazil	6	Poland	8
Canada	22	Russia	15
Denmark	5	Singapore	1
Egypt	8	Slovenia	1
France	15	South Africa	1
Germany	15	South Korea	47
Ghana	2	Spain	17
Greece	3	Sweden	3
Hong Kong	3	Switzerland	2
Hungary	8	Taiwan	7
India	73	Trinidad and Tobago	1
Iran	4	Tunisia	1
Israel	3	Turkey	12
Italy	17	Ukraine	3
Jamaica	1	United Kingdom	10
Japan	16	Yugoslavia	1
Jordan	2	Total	455
Kenya	1		



Total International Student Faculty & Staff

Undergraduate	1,934		
Graduate	2,503		
Professional	21		
Faculty	455		
			Total 4,913