



Fall 2004
International Student and Scholar
Enrollment & Statistical Report

A total of 4,921 students from abroad, representing 127 countries and 581 international faculty and staff representing 61 nations, claim Purdue University as their home this fall semester.

The University's total international student enrollment ranks:

- 2nd among all public institutions
- 2nd in the Big Ten
- 3rd in the nation

The international student body comprises 12.7% of the total number of enrolled students. International undergraduate students comprise 6.3% of the total undergraduate body, or 1,943 students. A total of 2,978 international graduate and professional students represent 37.7% of all students at this level of study.

Engineering (43.9%), Science (15.4%), Management (13.0%), Liberal Arts (7.6%), and Agriculture (5.4%) enroll the highest percentages of students from abroad. Thirty-five countries have 20 or more students represented and all but two of the top ten sending countries are Asian.

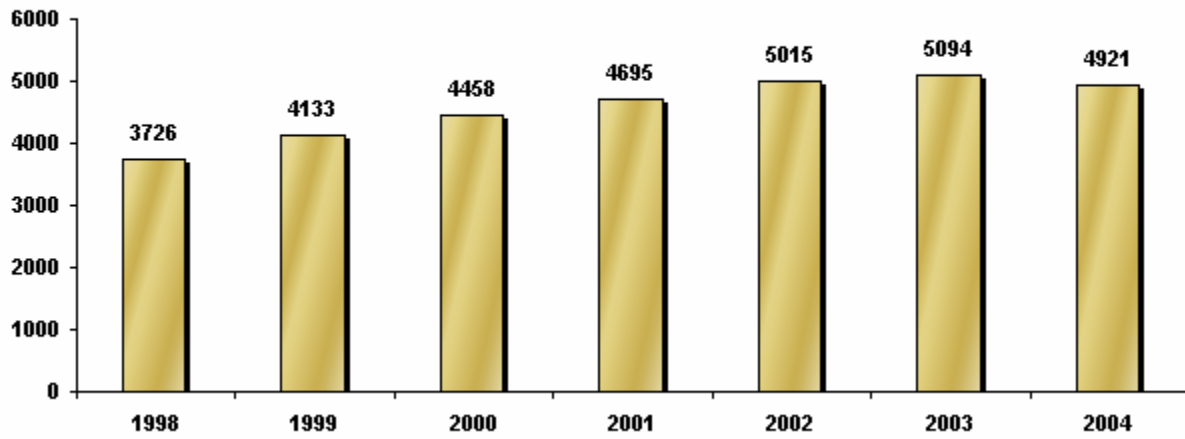
India ranks first (995) in total enrollment while China (768) is second. South Korea (644), Indonesia (217), Taiwan (214), Malaysia (213), Turkey (136), Canada (102), Pakistan (95), and Japan (88) round out the top ten.

South Korea (101), China (90), India (64), Russia (26), Japan (25), France (24), Canada (18), Italy (18), Spain (18), and Taiwan (17) are the top ten sending countries for international faculty and staff. The majority of international scholars are in engineering (130), life sciences (112), physical sciences (78), and agriculture (71).

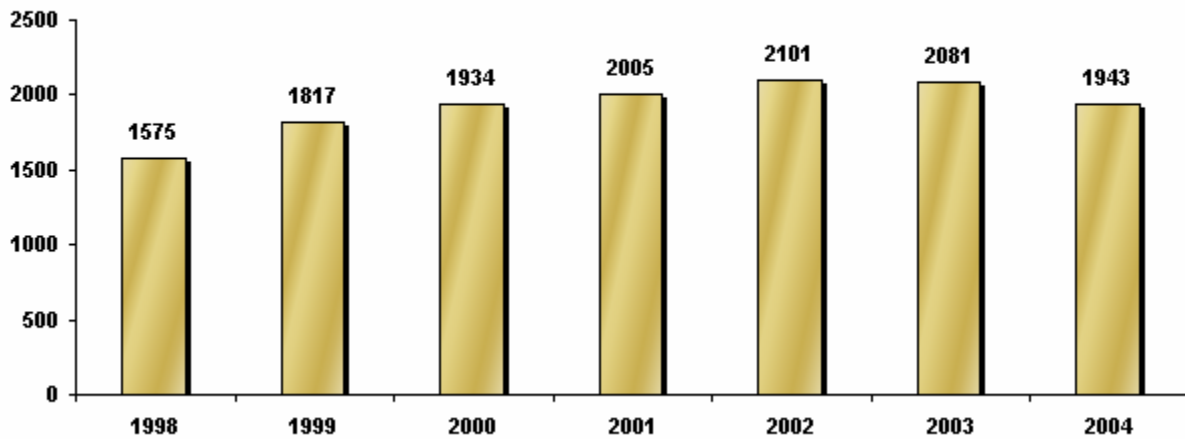
Questions and comments concerning this report should be directed to Dr. Michael A. Brzezinski, Director, International Students and Scholars, 765-494-7084 or mbrzezinski@purdue.edu

International Student Enrollment 1998-2004

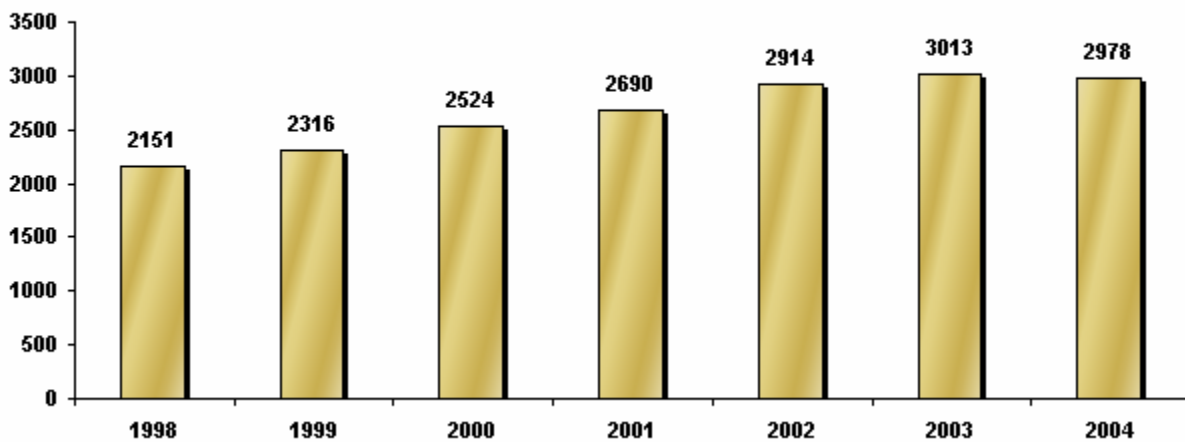
Total Enrollment



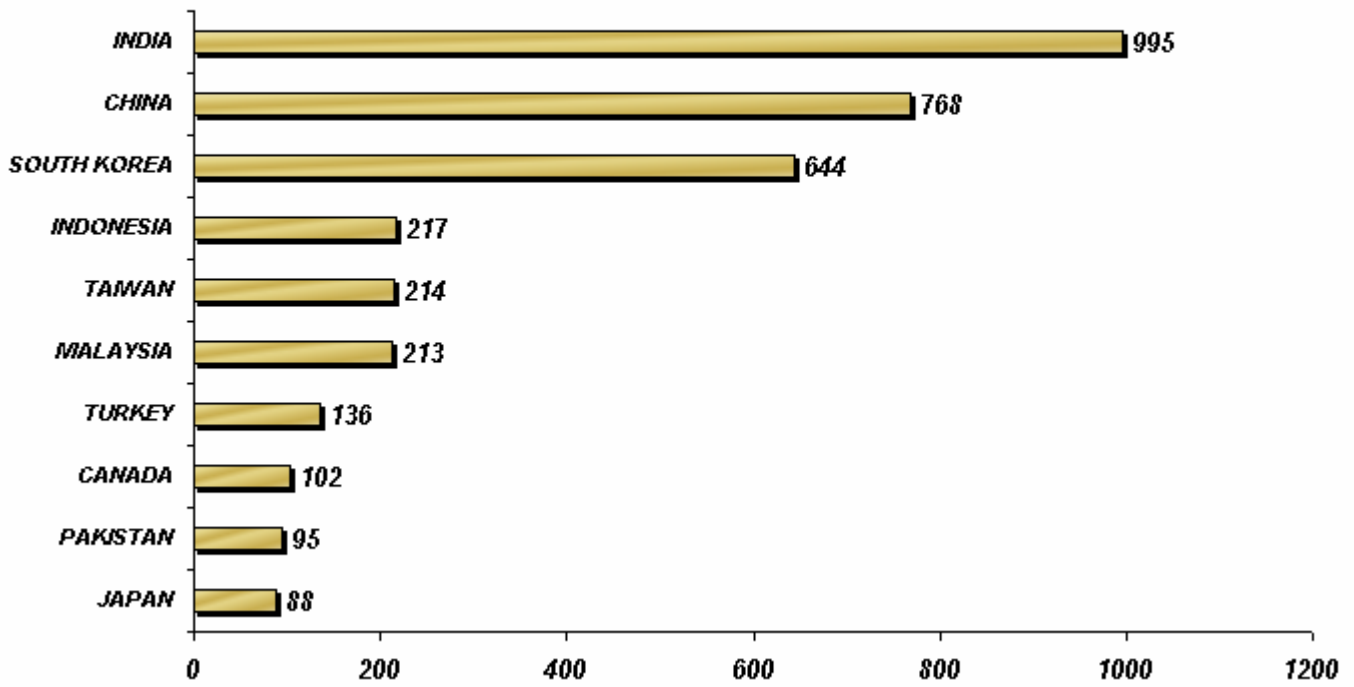
Total Undergraduate Enrollment



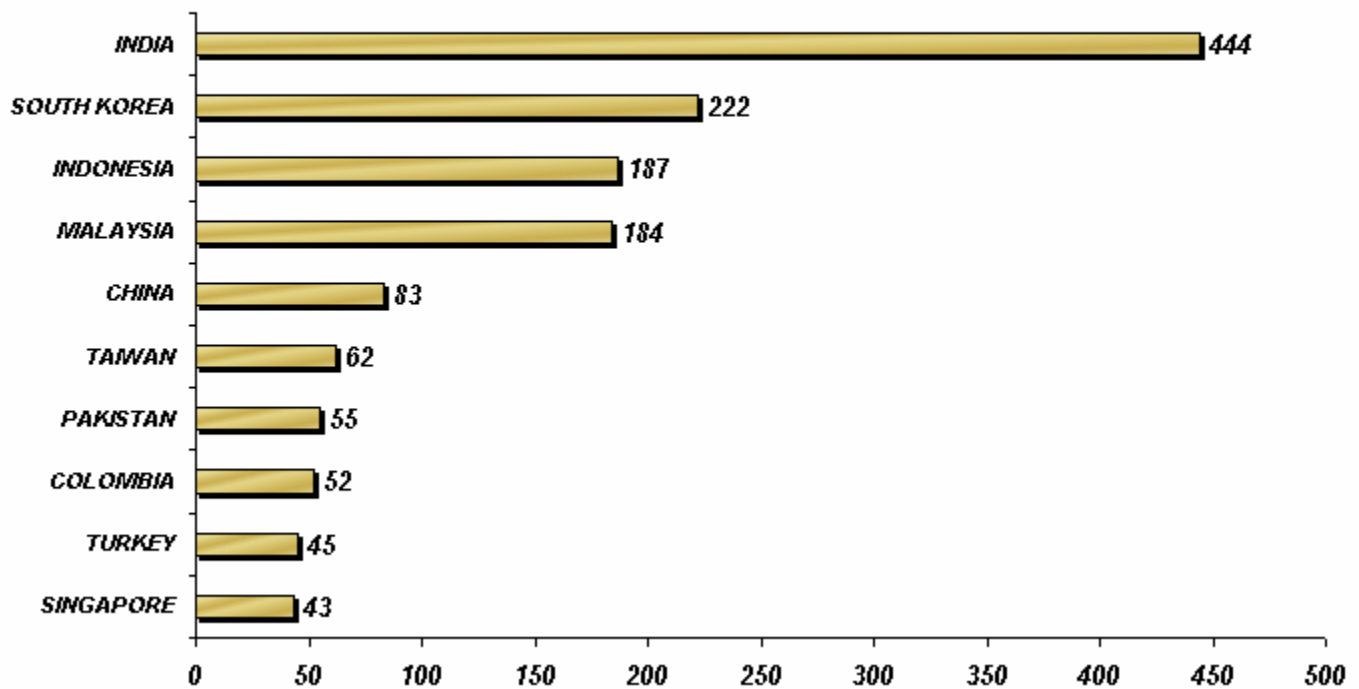
Total Graduate & Professional Enrollment



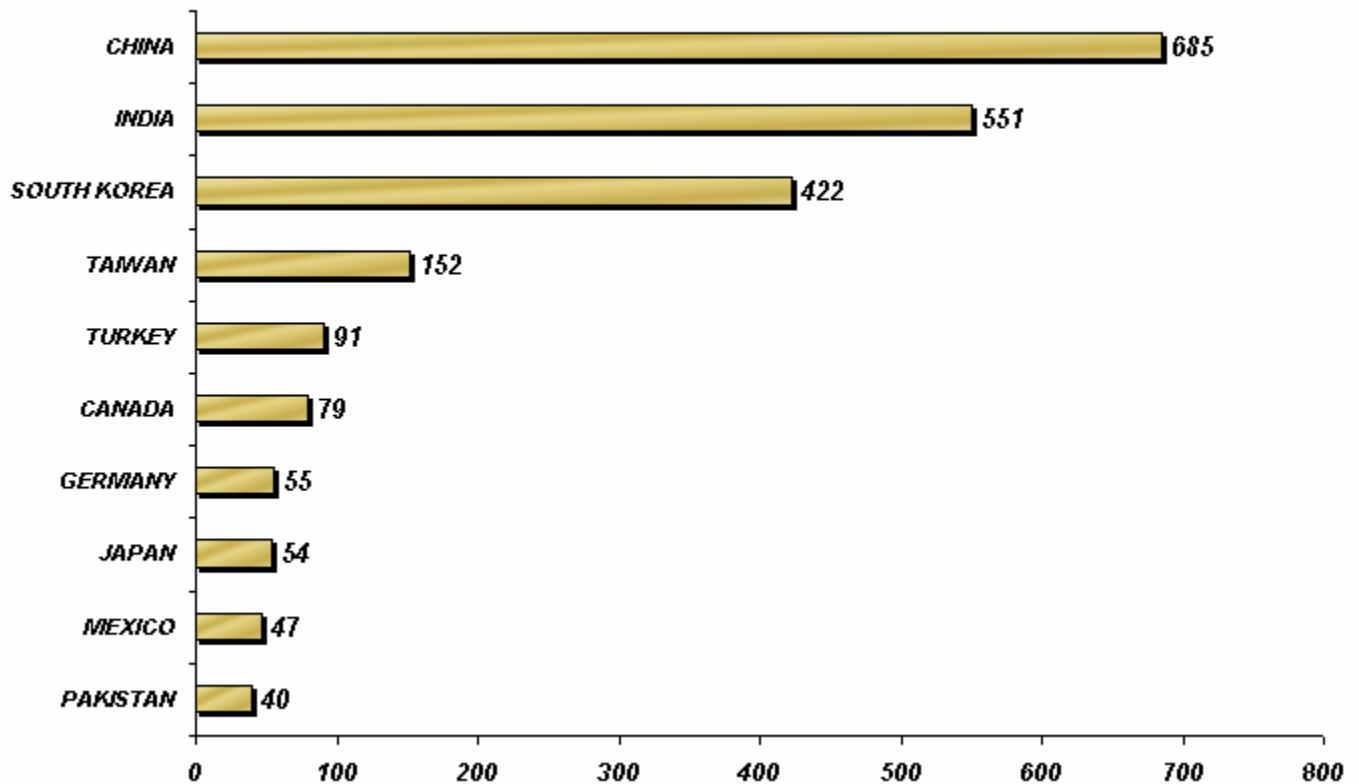
Top Ten by Total Enrollment



Top Ten by Undergraduate Enrollment



Top Ten by Graduate & Professional Enrollment



Enrollment by Country

Total Enrollment by Country - 127 Countries			
ALBANIA	4	LUXEMBOURG	1
ANGOLA	1	MACAO	6
ARGENTINA	19	MACEDONIA	2
ARMENIA	2	MALAWI	1
AUSTRALIA	21	MALAYSIA	213
AUSTRIA	6	MALDIVES	2
BAHRAIN	3	MALI	1
BANGLADESH	37	MAURITIUS	1
BELARUS	4	MEXICO	67
BELGIUM	2	MOLDOVA	3
BELIZE	3	MONGOLIA	6
BOLIVIA	18	MOROCCO	5
BOSNIA-HERCEGOVINA	2	MOZAMBIQUE	3
BOTSWANA	3	NEPAL	8
BRAZIL	38	NETHERLANDS	20
BULGARIA	10	NEW ZEALAND	2
BURKINA FASO	1	NICARAGUA	9
BURMA (MYANMAR)	4	NIGER	3
CANADA	102	NIGERIA	23
CHILE	17	NORWAY	4
CHINA, PEOPLE'S REPUBLIC OF	768	OMAN	2
COLOMBIA	78	PAKISTAN	95
COSTA RICA	16	PANAMA	23
COTE D'IVOIRE	3	PARAGUAY	1
CROATIA	5	PERU	26
CYPRUS	12	PHILIPPINES	13
CZECH REPUBLIC	5	POLAND	22
DEMOCRATIC REPUBLIC OF THE CONGO	1	PORTUGAL	4
DENMARK	5	REPUBLIC OF THE CONGO	1
DOMINICA	1	ROMANIA	29
DOMINICAN REPUBLIC	6	RUSSIA	35
EAST TIMOR	1	SANTA LUCIA	1
ECUADOR	33	SAUDI ARABIA	12
EGYPT	29	SENEGAL	2
EL SALVADOR	15	SIERRA LEONE	1
ERITREA	2	SINGAPORE	54
ESTONIA	1	SLOVINIA	1
ETHIOPIA	9	SOUTH AFRICA	5
FINLAND	2	SOUTH KOREA	644
FRANCE	40	SPAIN	19
GEORGIA	1	SRI LANKA	27
GERMANY	73	ST. VINCENT & THE GRENADINES	1
GHANA	12	SUDAN	1
GREECE	16	SURINAME	1
GUATEMALA	36	SWAZILAND	1
GUYANA	1	SWEDEN	16
HAITI	2	SWITZERLAND	2
HONDURAS	9	SYRIA	1
HONG KONG (SAR-PRC)	50	TAIWAN	214
HUNGARY	9	TANZANIA	3
ICELAND	1	THAILAND	58
INDIA	995	TRINIDAD AND TOBAGO	9
INDONESIA	217	TURKEY	136
IRAN	20	UGANDA	1
IRELAND	6	UKRAINE	16
ISRAEL	3	UNITED ARAB EMIRATES	11
ITALY	21	UNITED KINGDOM	37
JAMAICA	10	URUGUAY	1
JAPAN	88	UZBEKISTAN	1
JORDAN	18	VENEZUELA	12
KAZAKHSTAN	2	VIETNAM	3
KENYA	13	YUGOSLAVIA	8
KUWAIT	36	ZAMBIA	3
LEBANON	13	ZIMBABWE	4
LIBERIA	3		
Total			4921

Hong Kong and Macao are listed separately for historical purposes only and are not counted as countries.

Undergraduate Enrollment by Country			
ALBANIA	1	MALI	1
AUSTRALIA	13	MEXICO	20
AUSTRIA	3	MOLDOVA	1
BAHRAIN	2	MOROCCO	2
BANGLADESH	11	NEPAL	3
BELIZE	2	NETHERLANDS	8
BOLIVIA	12	NEW ZEALAND	2
BOTSWANA	2	NICARAGUA	7
BRAZIL	12	NIGER	1
BURMA (MYANMAR)	2	NIGERIA	9
CANADA	23	NORWAY	3
CHILE	5	OMAN	2
CHINA, PEOPLE'S REPUBLIC OF	83	PAKISTAN	55
COLOMBIA	52	PANAMA	16
COSTA RICA	10	PARAGUAY	1
COTE D'IVOIRE	2	PERU	10
CROATIA	2	PHILIPPINES	3
CYPRUS	4	POLAND	7
DENMARK	3	REPUBLIC OF THE CONGO	1
DOMINICAN REPUBLIC	4	ROMANIA	1
EAST TIMOR	1	RUSSIA	6
ECUADOR	16	SAUDI ARABIA	11
EGYPT	3	SENEGAL	1
EL SALVADOR	13	SIERRA LEONE	1
ETHIOPIA	3	SINGAPORE	43
FRANCE	11	SOUTH AFRICA	3
GERMANY	18	SOUTH KOREA	222
GHANA	1	SPAIN	5
GREECE	2	SRI LANKA	10
GUATEMALA	24	ST. VINCENT & THE GRENADINES	1
GUYANA	1	SUDAN	1
HAITI	1	SURINAME	1
HONDURAS	6	SWAZILAND	1
HONG KONG (SAR-PRC)	34	SWEDEN	11
HUNGARY	1	SWITZERLAND	1
INDIA	444	SYRIA	1
INDONESIA	187	TAIWAN	62
IRAN	3	TANZANIA	2
IRELAND	3	THAILAND	20
ISRAEL	1	TRINIDAD AND TOBAGO	2
ITALY	4	TURKEY	45
JAPAN	34	UKRAINE	1
JORDAN	4	UNITED ARAB EMIRATES	10
KAZAKHSTAN	1	UNITED KINGDOM	22
KENYA	5	VENEZUELA	7
KUWAIT	31	VIETNAM	1
LEBANON	6	YUGOSLAVIA	1
LIBERIA	1	ZAMBIA	1
MACAO	3	ZIMBABWE	3
MALAYSIA	184		
Total			1943

Hong Kong and Macao are listed separately for historical purposes only and are not counted as countries.

Graduate & Professional Enrollment by Country			
ALBANIA	3	KAZAKHSTAN	1
ANGOLA	1	KENYA	8
ARGENTINA	19	KUWAIT	5
ARMENIA	2	LEBANON	7
AUSTRALIA	8	LIBERIA	2
AUSTRIA	3	LUXEMBOURG	1
BAHRAIN	1	MACAO	3
BANGLADESH	26	MACEDONIA	2
BELARUS	4	MALAWI	1
BELGIUM	2	MALAYSIA	29
BELIZE	1	MALDIVES	2
BOLIVIA	6	MAURITIUS	1
BOSNIA AND HERCEGOVINA	2	MEXICO	47
BOTSWANA	1	MOLDOVA	2
BRAZIL	26	MONGOLIA	6
BULGARIA	10	MOROCCO	3
BURKINA FASO	1	MOZAMBIQUE	3
BURMA (MYANMAR)	2	NEPAL	5
CANADA	79	NETHERLANDS	12
CHILE	12	NICARAGUA	2
CHINA, PEOPLE'S REPUBLIC OF	685	NIGER	2
COLOMBIA	26	NIGERIA	14
COSTA RICA	6	NORWAY	1
COTE D'IVOIRE	1	PAKISTAN	40
CROATIA	3	PANAMA	7
CYPRUS	8	PERU	16
CZECH REPUBLIC	5	PHILIPPINES	10
DEMOCRATIC REPUBLIC OF THE CONGO	1	POLAND	15
DENMARK	2	PORTUGAL	4
DOMINICA	1	ROMANIA	28
DOMINICAN REPUBLIC	2	RUSSIA	29
ECUADOR	17	SANTA LUCIA	1
EGYPT	26	SAUDI ARABIA	1
EL SALVADOR	2	SENEGAL	1
ERITREA	2	SINGAPORE	11
ESTONIA	1	SLOVINIA	1
ETHIOPIA	6	SOUTH AFRICA	2
FINLAND	2	SOUTH KOREA	422
FRANCE	29	SPAIN	14
GEORGIA	1	SRI LANKA	17
GERMANY	55	SWEDEN	5
GHANA	11	SWITZERLAND	1
GREECE	14	TAIWAN	152
GUATEMALA	12	TANZANIA	1
HAITI	1	THAILAND	38
HONDURAS	3	TRINIDAD AND TOBAGO	7
HONG KONG (SAR-PRC)	16	TURKEY	91
HUNGARY	8	UGANDA	1
ICELAND	1	UKRAINE	15
INDIA	551	UNITED ARAB EMIRATES	1
INDONESIA	30	UNITED KINGDOM	15
IRAN	17	URUGUAY	1
IRELAND	3	UZBEKISTAN	1
ISRAEL	2	VENEZUELA	5
ITALY	17	VIETNAM	2
JAMAICA	10	YUGOSLAVIA	7
JAPAN	54	ZAMBIA	2
JORDAN	14	ZIMBABWE	1
Total			2978

Hong Kong and Macao are listed separately for historical purposes only and are not counted as countries.

New International Student Enrollment by Country

New International Student Enrollment by Country			
ALBANIA	1	JORDAN	3
ARGENTINA	7	KENYA	4
ARMENIA	1	KUWAIT	15
AUSTRALIA	8	LEBANON	2
BAHRAIN	1	LIBERIA	1
BANGLADESH	6	MACAO	8
BELARUS	1	MALAYSIA	26
BOLIVIA	4	MEXICO	8
BRAZIL	6	MOLDOVA	3
BULGARIA	5	MOROCCO	1
BURMA (MYANMAR)	2	NEPAL	3
CANADA	22	NETHERLANDS	3
CHILE	7	NICARAGUA	1
CHINA, PEOPLE'S REPUBLIC OF	162	NIGER	8
COLOMBIA	15	NIGERIA	3
COSTA RICA	1	NORWAY	9
COTE D'IVOIRE	1	PAKISTAN	10
CYPRUS	2	PANAMA	9
DENMARK	4	PERU	9
DEMOCRATIC REPUBLIC OF THE CONGO	1	PHILIPPINES	2
DOMINICA	1	POLAND	6
DOMINICAN REPUBLIC	4	PORTUGAL	4
EAST TIMOR	1	REPUBLIC OF THE CONGO	1
ECUADOR	7	ROMANIA	4
EGYPT	3	RUSSIA	3
EL SALVADOR	5	SANTA LUCIA	3
ERITREA	1	SINGAPORE	14
ESTONIA	1	SOUTH AFRICA	88
FRANCE	16	SOUTH KOREA	96
GEORGIA	1	SPAIN	6
GERMANY	38	SRI LANKA	2
GHANA	3	SUDAN	1
GREECE	3	SURINAME	1
GUATEMALA	6	SWAZILAND	1
HAITI	1	SWEDEN	52
HONDURAS	1	TAIWAN	23
HONG KONG (SAR-PRC)	15	THAILAND	5
HUNGARY	1	TRINIDAD AND TOBAGO	13
INDIA	220	TURKEY	14
INDONESIA	33	UKRAINE	6
IRAN	2	UNITED ARAB EMIRATES	3
IRELAND	3	UNITED KINGDOM	13
ISRAEL	2	VENEZUELA	4
ITALY	3	VIETNAM	3
JAMAICA	5	YUGOSLAVIA	1
JAPAN	26	ZAMBIA	1
Total			1155

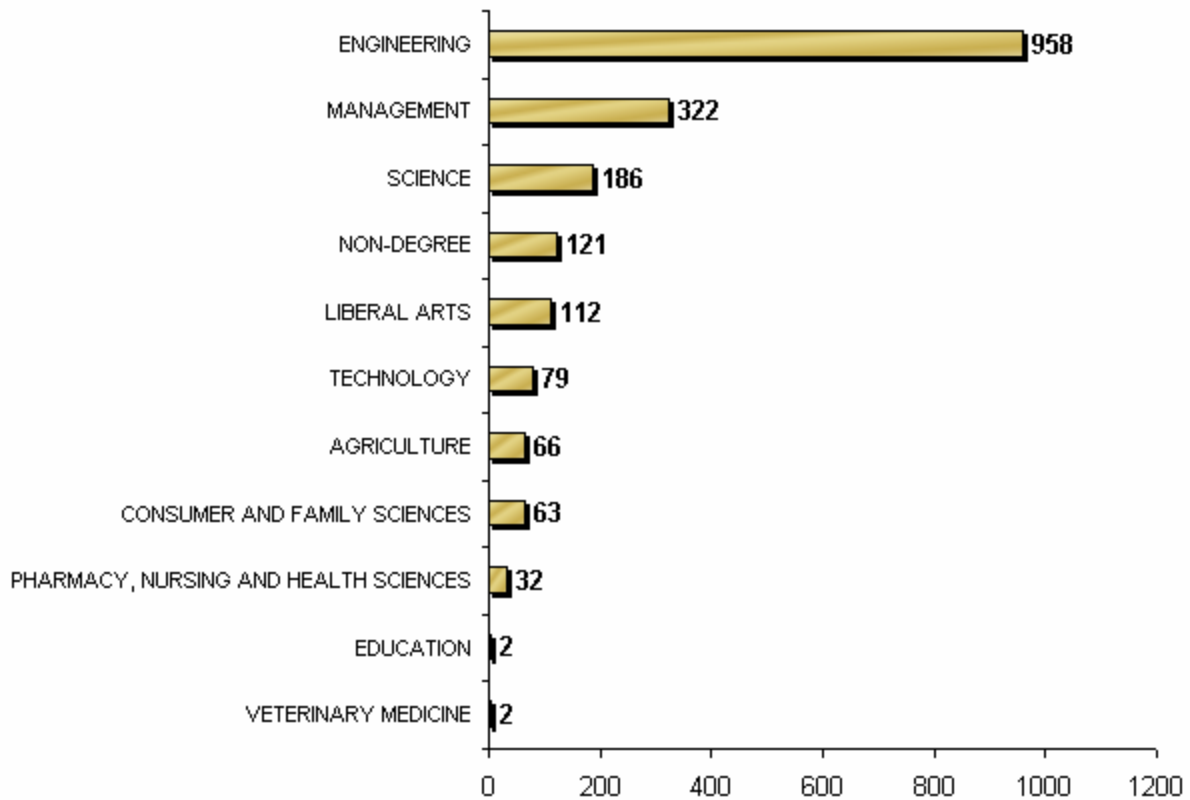
Hong Kong and Macao are listed separately for historical purposes only and are not counted as countries.

Enrollment by Curricula

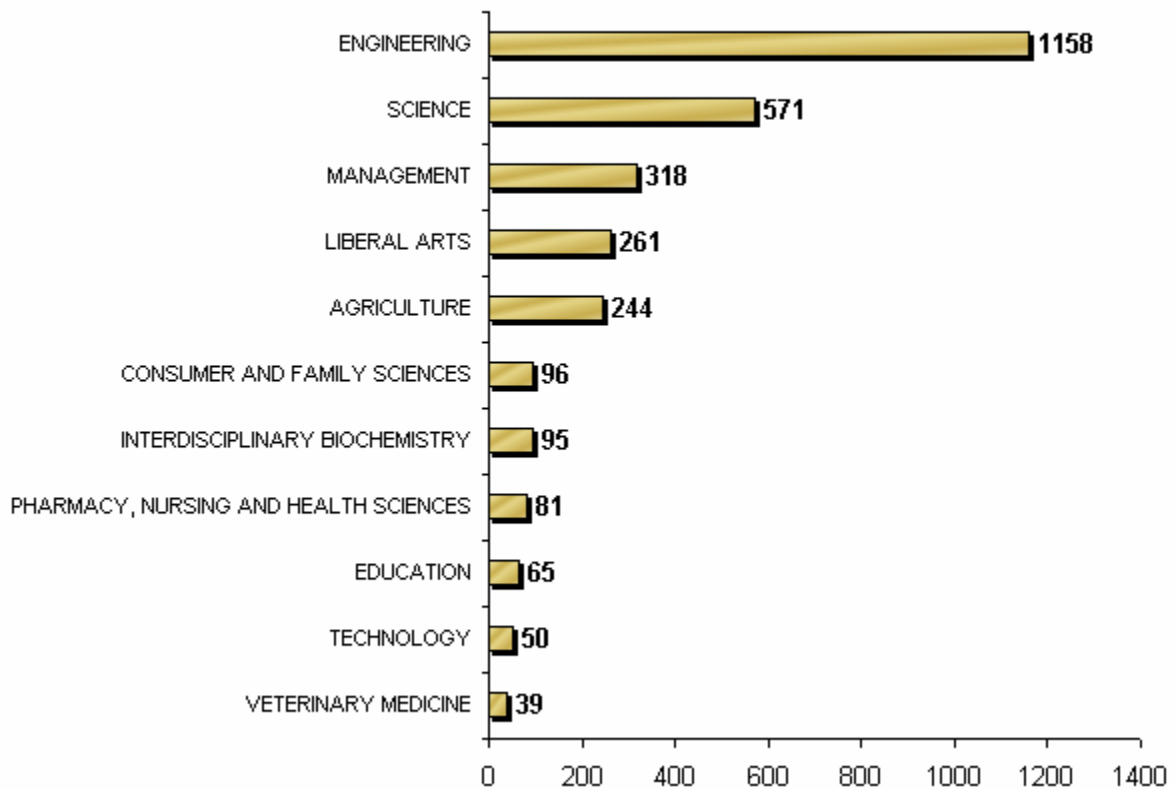
	UNDERGRADUATE	GRADUATE	PROFESSIONAL	Total
AGRICULTURE	66	244	-	310
CONSUMER AND FAMILY SCIENCES	63	96	-	159
EDUCATION	2	65	-	67
ENGINEERING	958	1158	-	2116
INTERDISCIPLINARY BIOCHEMISTRY	-	95	-	95
LIBERAL ARTS	112	261	-	373
MANAGEMENT	322	318	-	640
NON-DEGREE	121	-	-	-
PHARMACY, NURSING AND HEALTH SCIENCES	32	63	18	113
SCIENCE	186	571	-	757
TECHNOLOGY	79	50	-	129
UNDERGRADUATE STUDIES		-	-	-
VETERINARY MEDICINE	2	39	-	41
Total	1943	2960	18	4921

Enrollment by Curricula

Total Undergraduate Enrollment by Curricula



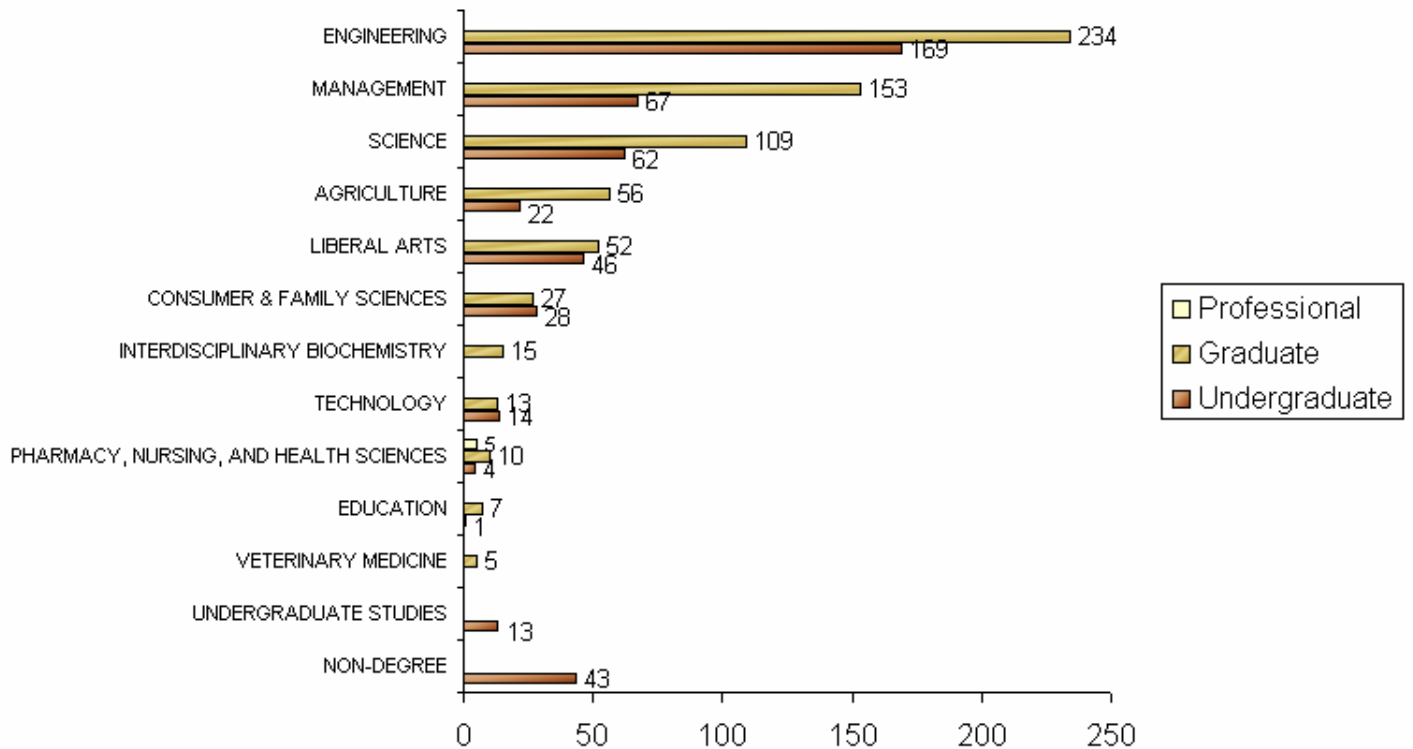
Total Graduate & Professional Enrollment by Curricula



New International Student Enrollment by Curricula

School	Undergraduate	Graduate	Professional	Total
AGRICULTURE	22	56	-	78
CONSUMER & FAMILY SCIENCES	28	27	-	55
EDUCATION	1	7	-	8
ENGINEERING	169	234	-	403
INTERDISCIPLINARY BIOCHEMISTRY	-	15	-	15
LIBERAL ARTS	46	52	-	98
MANAGEMENT	67	153	-	220
NON-DEGREE	43	-	-	43
PHARMACY, NURSING & HEALTH SCIENCES	4	10	5	19
SCIENCE	62	109	-	171
TECHNOLOGY	14	13	-	27
UNDERGRADUATE STUDIES	13	-	-	13
VETERINARY MEDICINE	-	5	-	5
Total	469	681	5	1155

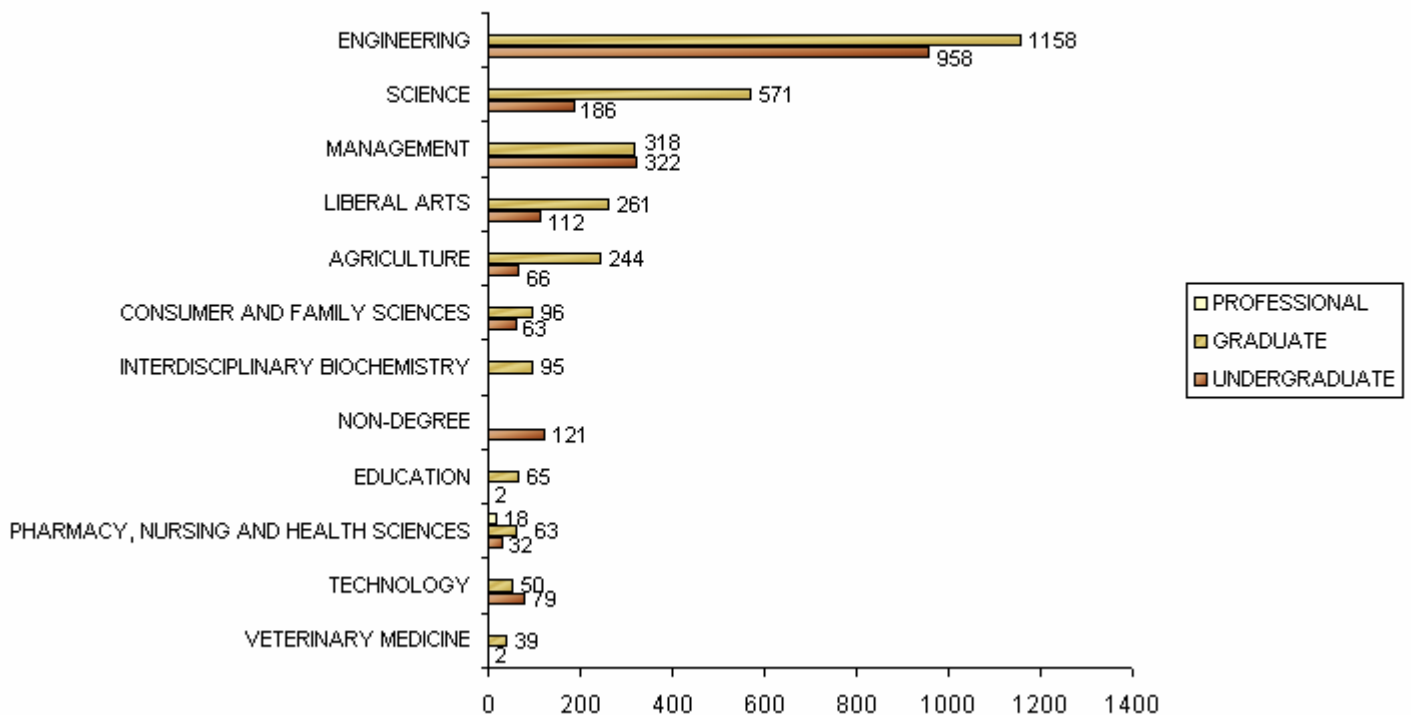
New International Student Enrollment by Curricula



Total Enrollment by School

	UNDERGRADUATE	GRADUATE	PROFESSIONAL	Total
AGRICULTURE	66	244	-	310
CONSUMER AND FAMILY SCIENCES	63	96	-	159
EDUCATION	2	65	-	67
ENGINEERING	958	1158	-	2116
INTERDISCIPLINARY BIOCHEMISTRY	-	95	-	95
LIBERAL ARTS	112	261	-	373
MANAGEMENT	322	318	-	640
NON-DEGREE	121	-	-	121
PHARMACY, NURSING AND HEALTH SCIENCES	32	63	18	113
SCIENCE	186	571	-	757
TECHNOLOGY	79	50	-	129
VETERINARY MEDICINE	2	39	-	41
Total	1943	2960	18	4921

Enrollment by School





AGRICULTURE

	Undergraduate	Graduate	Professional	Total
ALBANIA		1		1
ARGENTINA		2		2
AUSTRALIA		2		2
BANGLADESH		3		3
BELGIUM		1		1
BOLIVIA		1		1
BRAZIL		7		7
CANADA		13		13
CHINA, PEOPLE'S REPUBLIC OF		57		57
COLOMBIA	2	2		4
CZECH REPUBLIC		2		2
DEMOCRATIC REP OF THE CONGO		1		1
DENMARK	1			1
ECUADOR		8		8
EGYPT		3		3
EL SALVADOR		1		1
ETHIOPIA		3		3
FRANCE		3		3
GEORGIA		1		1
GERMANY	2	2		4
GHANA		5		5
GREECE		1		1
GUATEMALA	4	5		9
HAITI		1		1
HONDURAS		1		1
HONG KONG (SAR-PRC)	1			1
HUNGARY	1	1		2
INDIA	3	42		45
INDONESIA	18	3		21
IRAN	1			1
IRELAND	3	2		5
ITALY		1		1
JAMAICA		1		1
JAPAN	4	4		8
JORDAN		2		2
KENYA		3		3
MALAYSIA	3	4		7
MEXICO	1			1
MONGOLIA		1		1
MOZAMBIQUE		3		3
NEPAL	1	1		2
NICARAGUA	1	2		3
NIGER		2		2



AGRICULTURE, CONTINUED

	Undergraduate	Graduate	Professional	Total
NIGERIA		5		5
PAKISTAN		2		2
PANAMA	2	1		3
PHILIPPINES		2		2
ROMANIA		2		2
RUSSIA		2		2
SAUDI ARABIA	1			1
SOUTH KOREA	2	23		25
SWAZILAND	1			1
SWEDEN	7	3		10
TAIWAN		15		15
TANZANIA		1		1
THAILAND	1	7		8
TRINIDAD AND TOBAGO	1	1		2
TURKEY	1	5		6
UKRAINE		1		1
UNITED KINGDOM	3	2		5
URUGUAY		1		1
YUGOSLAVIA		1		1
ZAMBIA		1		1
ZIMBABWE	1			1
Total	66	273		339



CONSUMER and FAMILY SCIENCES

	Undergraduate	Graduate	Professional	Total
AUSTRALIA	1			1
BRAZIL	1	1		2
BULGARIA		1		1
CANADA	1	2		3
CHINA, PEOPLE'S REPUBLIC OF	1	28		29
COLOMBIA	2	1		3
ECUADOR	1			1
EL SALVADOR		1		1
FRANCE	3			3
GREECE	1			1
GUATEMALA	1			1
HONDURAS		1		1
HONG KONG (SAR-PRC)	1	1		2
INDIA	7	7		14
INDONESIA	3	1		4
JAPAN	2			2
KUWAIT	3			3
LEBANON	1			1
LIBERIA	1			1
MACAO	2			2
MALAYSIA	2	1		3
MEXICO	1	3		4
NETHERLANDS	1			1
PERU	2			2
PHILIPPINES		1		1
POLAND	1	1		2
PORTUGAL		1		1
ROMANIA		1		1
RUSSIA		1		1
SENEGAL	1			1
SINGAPORE	1			1
SOUTH KOREA	16	23		39
SRI LANKA	1	1		2
SWEDEN	2			2
TAIWAN	2	12		14
THAILAND		1		1
TURKEY	1	3		4
UKRAINE		1		1
UNITED KINGDOM		1		1
ZIMBABWE		1		1
Total	63	96		159



<i>EDUCATION</i>				
	Undergraduate	Graduate	Professional	Total
BRAZIL		2		2
BURKINA FASO		1		1
CANADA		1		1
CHINA, PEOPLE'S REPUBLIC OF		13		13
CYPRUS		1		1
GERMANY		1		1
GHANA		2		2
GREECE		1		1
INDIA	1	2		3
INDONESIA		1		1
ITALY		1		1
JAMAICA		1		1
JAPAN		3		3
MACAO		1		1
MALDIVES		1		1
MONGOLIA		3		3
MOROCCO		1		1
NIGERIA		1		1
RUSSIA		2		2
SINGAPORE		1		1
SOUTH KOREA	1	12		13
TAIWAN		4		4
TURKEY		4		4
UGANDA		1		1
UKRAINE		2		2
UNITED KINGDOM		1		1
VENEZUELA		1		1
Total	2	65		67



ENGINEERING

	Undergraduate	Graduate	Professional	Total
ALBANIA	1	1		2
ANGOLA		1		1
ARGENTINA		6		6
AUSTRALIA	5	3		8
AUSTRIA	3	2		5
BAHRAIN		1		1
BANGLADESH	8	13		21
BELIZE	1			1
BOLIVIA	1	3		4
BOSNIA AND HERCEGOVINA		2		2
BOTSWANA	1	1		2
BRAZIL	8	6		14
BULGARIA		1		1
BURMA (MYANMAR)	1	1		2
CANADA	5	31		36
CHILE	2	4		6
CHINA, PEOPLE'S REPUBLIC OF	14	215		229
COLOMBIA	22	13		35
COSTA RICA	2			2
COTE D'IVOIRE	2	1		3
CYPRUS	3	4		7
DOMINICA		1		1
DOMINICAN REPUBLIC	1	2		3
ECUADOR	9	2		11
EGYPT	2	6		8
EL SALVADOR	5			5
ERITREA		1		1
ETHIOPIA		2		2
FRANCE	5	9		14
GERMANY	12	5		17
GHANA	1	2		3
GREECE	1	8		9
GUATEMALA	9	2		11
GUYANA	1			1
HONDURAS	2	1		3
HONG KONG (SAR-PRC)	19	7		26
ICELAND		1		1
INDIA	269	289		558
INDONESIA	103	23		126
IRAN	1	9		10
ISRAEL		1		1
ITALY	2	3		5
JAMAICA		3		3
JAPAN	11	9		20
JORDAN	2	6		8
KAZAKHSTAN	1			1
KENYA	3	1		4
KUWAIT	10	4		14
LEBANON	5	5		10
LUXEMBOURG		1		1
MACAO		1		1
MALAYSIA	144	21		165



ENGINEERING, CONTINUED

	Undergraduate	Graduate	Professional	Total
MAURITIUS		1		1
MEXICO	14	39		53
MOROCCO		1		1
NEPAL	1			1
NETHERLANDS	3			3
NEW ZEALAND	1			1
NICARAGUA	3			3
NIGERIA	3	4		7
NORWAY	1			1
OMAN	2			2
PAKISTAN	23	31		54
PANAMA	10	5		15
PERU	3	4		7
PHILIPPINES		4		4
POLAND	2	6		8
PORTUGAL		1		1
ROMANIA	1			1
RUSSIA		3		3
SAINT LUCIA		1		1
SAUDI ARABIA	7			7
SENEGAL		1		1
SINGAPORE	31	7		38
SOUTH AFRICA	1	1		2
SOUTH KOREA	62	212		274
SPAIN	2	5		7
SRI LANKA	3	6		9
ST. VINCENT & THE GRENADINES	1			1
SURINAME	1			1
SYRIA	1			1
TAIWAN	20	71		91
TANZANIA	1			1
THAILAND	8	20		28
TRINIDAD AND TOBAGO	1			1
TURKEY	33	39		72
UKRAINE		1		1
UNITED ARAB EMIRATES	6	1		7
UNITED KINGDOM	7	2		9
VENEZUELA	6	1		7
VIETNAM		1		1
YUGOSLAVIA	1	1		2
ZAMBIA	1	1		2
ZIMBABWE	1			1
Total	958	1204		2162




LIBERAL ARTS				
	Undergraduate	Graduate	Professional	Total
ALBANIA		1		1
ARGENTINA		7		7
AUSTRALIA	1	1		2
AUSTRIA		1		1
BANGLADESH		2		2
BELARUS		2		2
BOLIVIA	4	1		5
BRAZIL		3		3
BULGARIA		3		3
CANADA	4	10		14
CHILE		3		3
CHINA, PEOPLE'S REPUBLIC OF	4	48		52
COLOMBIA	4	5		9
COSTA RICA		1		1
CROATIA	1	2		3
CYPRUS		1		1
CZECH REPUBLIC		1		1
DOMINICAN REPUBLIC	1			1
EGYPT		3		3
EL SALVADOR	1			1
ETHIOPIA	2			2
FINLAND		1		1
FRANCE	1	9		10
GERMANY		5		5
GHANA		2		2
GREECE		1		1
GUATEMALA	1			1
HAITI	1			1
HONDURAS	1			1
HONG KONG (SAR-PRC)	2	1		3
HUNGARY		1		1
INDIA	9	29		38
INDONESIA	2			2
IRELAND		1		1
ITALY		2		2
JAMAICA		1		1
JAPAN	8	14		22
JORDAN		1		1
KENYA	1	1		2
KUWAIT	1	1		2
MACAO	1			1
MACEDONIA		2		2
MALAYSIA	2	1		3
MEXICO		3		3
MOROCCO		1		1
NEPAL		1		1




LIBERAL ARTS, CONTINUED

	Undergraduate	Graduate	Professional	Total
NETHERLANDS	1			1
NIGERIA	1	1		2
NORWAY	2			2
PAKISTAN	1	1		2
PANAMA	2			2
PARAGUAY	1			1
PERU	1	1		2
PHILIPPINES	1			1
PORTUGAL		2		2
ROMANIA		4		4
RUSSIA	1	7		8
SAUDI ARABIA		1		1
SINGAPORE	3	2		5
SOUTH KOREA	26	32		58
SPAIN		6		6
SRI LANKA		1		1
TAIWAN	9	11		20
THAILAND	2			2
TRINIDAD AND TOBAGO		1		1
TURKEY		9		9
UKRAINE	1	3		4
UNITED KINGDOM	7	1		8
UZBEKISTAN		1		1
YUGOSLAVIA		4		4
ZIMBABWE	1			1
Total	112	261		373



MANAGEMENT				
	Undergraduate	Graduate	Professional	Total
ARGENTINA		2		2
ARMENIA		1		1
AUSTRALIA	3	1		4
BANGLADESH	2	1		3
BOLIVIA	6	1		7
BRAZIL	2	3		5
BULGARIA		2		2
CANADA	7	10		17
CHILE		5		5
CHINA, PEOPLE'S REPUBLIC OF	17	40		57
COLOMBIA	19	2		21
COSTA RICA	4	3		7
CZECH REPUBLIC		2		2
DENMARK	1			1
DOMINICAN REPUBLIC	1			1
ECUADOR	2			2
EGYPT	1			1
EL SALVADOR	4			4
ERITREA		1		1
FINLAND		1		1
FRANCE	1	2		3
GERMANY	2	34		36
GUATEMALA	8	3		11
HONDURAS	3			3
HONG KONG (SAR-PRC)	3	1		4
HUNGARY		2		2
INDIA	82	49		131
INDONESIA	23			23
ISRAEL		1		1
ITALY	2	6		8
JAPAN	3	18		21
JORDAN	2			2
KAZAKHSTAN		1		1
KENYA	1	1		2
KUWAIT	15			15
LEBANON		1		1
MALAYSIA	10	1		11
MEXICO	2	1		3
MOLDOVA	1	1		2
MOROCCO	1			1
NETHERLANDS	2	12		14
NEW ZEALAND	1			1
NICARAGUA	3			3
NIGERIA	1	1		2
NORWAY		1		1
PAKISTAN	16			16
PANAMA	2	1		3



MANAGEMENT, CONTINUED

	Undergraduate	Graduate	Professional	Total
PERU	4	7		10
PHILIPPINES		1		1
POLAND		2		2
ROMANIA		2		2
RUSSIA	2	4		6
SAUDI ARABIA	1			1
SINGAPORE	1			1
SLOVENIA		1		1
SOUTH KOREA	32	45		77
SPAIN	2	1		3
SRI LANKA	2	1		3
SUDAN	1			1
SWEDEN	2			2
SWITZERLAND		1		1
TAIWAN	12	20		32
THAILAND	3	4		7
TURKEY	3	12		15
UKRAINE		3		3
UNITED ARAB EMIRATES	1			1
UNITED KINGDOM	3	1		4
VENEZUELA		1		1
VIETNAM		1		1
TOTAL	322	319		641



NON-DEGREE

	Undergraduate	Graduate	Professional	Total
BANGLADESH	1			1
BRAZIL	1			1
CANADA	1			1
CHINA, PEOPLE'S REPUBLIC OF	31			31
EGYPT	1			1
FRANCE	1			1
INDIA	14			14
JAPAN	1			1
MALAYSIA	2			2
PERU	1			1
PHILIPPINES	1			1
ROMANIA	1			1
SOUTH KOREA	15			15
SWEDEN	2			2
TAIWAN	12			12
THAILAND	5			5
TRINIDAD AND TOBAGO	1			1
TURKEY	3			3
UNITED KINGDOM	1			1
Total	95			95



PHARMACY, NURSING, AND HEALTH SCIENCES

	Undergraduate	Graduate	Professional	Total
BELARUS		1		1
BELIZE	1			1
CANADA		4	2	6
CHINA, PEOPLE'S REPUBLIC OF	10	19	1	30
ECUADOR		1		1
EGYPT		1	1	2
ETHIOPIA	1			1
HONG KONG (SAR-PRC)	1		1	2
INDIA	10	11	3	24
INDONESIA	1			1
IRAN	1		3	4
JAMAICA		2		2
JAPAN		1		1
JORDAN		1		1
KENYA			2	2
MACAO			1	1
MALAWI			1	1
MALAYSIA		1		1
NIGERIA	1	1	1	3
PHILIPPINES	1			1
ROMANIA		1		1
SIERRA LEONE	1			1
SOUTH KOREA	4	3	2	9
SWEDEN		1		1
TAIWAN		2		2
THAILAND		3		3
Total	32	53	18	103



School of Science

SCIENCE				
	Undergraduate	Graduate	Professional	Total
ARGENTINA		2		2
ARMENIA		1		1
AUSTRALIA	1			1
BANGLADESH	1	7		8
BELGIUM		1		1
BELIZE		1		1
BOTSWANA	1			1
BRAZIL		3		3
BULGARIA		2		2
BURMA (MYANMAR)	1	1		2
CANADA	4	3		7
CHINA, PEOPLE'S REPUBLIC OF	13	245		258
COLOMBIA		2		2
COSTA RICA	1	2		3
CROATIA		1		1
CYPRUS		2		2
DENMARK	1	2		3
ECUADOR	2	5		7
EGYPT		11		11
ESTONIA		1		1
FRANCE		5		5
GERMANY	1	7		8
GREECE		3		3
GUATEMALA		2		2
HONG KONG (SAR-PRC)	4	5		9
HUNGARY		4		4
INDIA	37	88		125
INDONESIA	23	1		24
IRAN		5		5
ITALY		4		4
JAMAICA		1		1
JAPAN	3	4		7
KUWAIT	2			2
LEBANON		1		1
LIBERIA		2		2
MALAYSIA	16			16
MALDIVES		1		1
MEXICO		1		1
MOLDOVA		1		1
MONGOLIA		2		2
MOROCCO	1			1
NEPAL		3		3
NIGER	1			1
PAKISTAN	9	3		12
PERU		4		4
PHILIPPINES		2		2
POLAND		6		6



School of Science

<i>SCIENCE, CONTINUED</i>				
	Undergraduate	Graduate	Professional	Total
ROMANIA		16		16
RUSSIA	2	10		12
SAUDI ARABIA	2			2
SINGAPORE	2	1		3
SOUTH AFRICA	2	1		3
SOUTH KOREA	29	67		96
SPAIN	1	2		3
SRI LANKA	2	8		10
SWEDEN		1		1
TAIWAN	11	11		22
THAILAND	1	1		2
TRINIDAD AND TOBAGO		5		5
TURKEY	6	19		25
UKRAINE		3		3
UNITED ARAB EMIRATES	2			2
UNITED KINGDOM	2	6		8
VENEZUELA	1	1		2
VIETNAM	1			1
YUGOSLAVIA		1		1
Total	186	600		786



TECHNOLOGY

	Undergraduate	Graduate	Professional	Total
AUSTRALIA	2			2
BAHRAIN	2			2
BELARUS		1		1
BOLIVIA	1			1
BRAZIL	1			1
CANADA		2		2
CHINA, PEOPLE'S REPUBLIC OF	2	9		11
CROATIA	1			1
ECUADOR	1	1		2
EL SALVADOR	2			2
FRANCE	1	1		2
GERMANY	1			1
GUATEMALA	1			1
INDIA	17	23		40
INDONESIA	11	1		12
JAMAICA		1		1
JAPAN	1	1		2
JORDAN		2		2
MALAYSIA	7			7
MALI	1			1
MEXICO	1			1
NETHERLANDS	1			1
NIGERIA	3			3
PAKISTAN	3	3		6
PHILIPPINES	1			1
REPUBLIC OF THE CONGO	1			1
SINGAPORE	3			3
SOUTH KOREA	8			8
SRI LANKA	1			1
TAIWAN	1	2		3
TANZANIA	1			1
THAILAND	2	1		3
UNITED ARAB EMIRATES	1			1
UNITED KINGDOM		1		1
VENEZUELA		1		1
TOTAL	79	50		129



VETERINARY MEDICINE				
	Undergraduate	Graduate	Professional	Total
AUSTRALIA		1		1
BRAZIL		1		1
BULGARIA		1		1
CANADA	1	1		2
CHINA, PEOPLE'S REPUBLIC OF		10		10
COLOMBIA		1		1
EGYPT		1		1
ETHIOPIA		1		1
GERMANY		1		1
INDIA		8		8
ISRAEL	1			1
JORDAN		2		2
ROMANIA		2		2
SOUTH KOREA		3		3
TAIWAN		4		4
THAILAND		1		1
UKRAINE		1		1
Total	2	39		41

Enrollment by Region

	Undergraduate	Graduate	Professional	Total
AFRICA	44	87	5	136
ASIA	1400	2085	8	3493
EUROPE	119	327		446
LATIN AMERICA & CARIBBEAN	223	230	0	453
MIDDLE EAST	116	136	3	255
NORTH AMERICA	23	77	2	102
OCEANIA	18	18		36
TOTAL	1943	2960	18	4921



AFRICA

Undergraduate	44
Graduate	87
Professional	5
Total	136

	Undergraduate	Graduate	Professional	Total		Undergraduate	Graduate	Professional	Total
ANGOLA		1		1	MOROCCO	2	3		5
BOTSWANA	2	1		3	MOZAMBIQUE		3		3
BURKINA FASO		1		1	NIGER	1	2		3
COTE D'IVOIRE	2	1		3	NIGERIA	9	13	1	23
DEMOCRATIC REPUBLIC OF THE CONGO		1		1	REPUBLIC of the CONGO	1			1
EGYPT	3	25	1	29	SENEGAL	1	1		2
ERITREA		2		2	SIERRA LEONE	1			1
ETHIOPIA	3	6		9	SOUTH AFRICA	3	2		5
GHANA	1	11		12	SUDAN	1			1
KENYA	5	6	2	13	SWAZILAND	1			1
LIBERIA	1	2		3	TANZANIA	2	1		3
MALAWI			1	1	UGANDA		1		1
MALI	1			1	ZAMBIA	1	2		3
MAURITIUS		1			ZIMBABWE	3	1		4



ASIA

Undergraduate	1400
Graduate	2085
Professional	8
Total	3493

	Undergraduate	Graduate	Professional	Total		Undergraduate	Graduate	Professional	Total
BANGLADESH	11	26		37	MALDIVES		2		2
BURMA (MYANMAR)	2	2		4	MONGOLIA		6		6
CHINA, PEOPLE'S REPUBLIC OF	83	684	1	768	NEPAL	3	5		8
EAST TIMOR	1			1	PAKISTAN	55	40		95
HONG KONG (SAR-PRC)	34	15	1	50	SINGAPORE	43	11		54
INDIA	444	548	3	995	SOUTH KOREA	222	420	2	644
INDONESIA	187	30		217	SRI LANKA	10	17		27
JAPAN	34	54		88	TAIWAN	62	152		214
KAZAKHSTAN	1	1		2	THAILAND	20	38		58
MACAO	3	2	1	6	UZBEKISTAN		1		1
MALAYSIA	184	29		213	VIETNAM	1	2		3



EUROPE

Undergraduate	119
Graduate	327
Professional	0
Total	446

	Undergraduate	Graduate	Professional	Total		Under-graduate	Graduate	Professional	Total
ALBANIA	1	3		4	IRELAND	3	3		6
ARMENIA		2		2	ITALY	4	17		21
AUSTRIA	3	3		6	LUXEMBOURG		1		1
BELARUS		4		4	MACEDONIA		2		2
BELGIUM		2		2	MOLDOVA	1	2		3
BOSNIA AND HERCEGOVINA		2		2	NETHERLANDS	8	12		20
BULGARIA		10		10	NORWAY	3	1		4
CROATIA	2	3		5	POLAND	7	15		22
CYPRUS	4	8		12	PORTUGAL		4		4
CZECH REPUBLIC		5		5	ROMANIA	1	28		29
DENMARK	3	2		5	RUSSIA	6	29		35
ESTONIA		1		1	SLOVENIA		1		1
FINLAND		2		2	SPAIN	5	14		19
FRANCE	11	29		40	SWEDEN	11	5		16
GEORGIA		1		1	SWITZERLAND	1	1		2
GERMANY	18	55		73	UKRAINE	1	15		16
GREECE	2	14		16	UNITED KINGDOM	22	15		37
HUNGARY	1	8		9	YUGOSLAVIA	1	7		8
ICELAND		1		1					



LATIN AMERICA & CARIBBEAN

Undergraduate	223
Graduate	230
Professional	0
Total	453

	Undergraduate	Graduate	Professional	Total		Undergraduate	Graduate	Professional	Total
ARGENTINA		19		19	HONDURAS	6	3		9
BELIZE	2	1		3	JAMAICA		10		10
BOLIVIA	12	6		18	MEXICO	20	47		67
BRAZIL	12	26		38	NICARAGUA	7	2		9
CHILE	5	12		17	PANAMA	16	7		23
COLOMBIA	52	26		78	PARAGUAY	1			1
COSTA RICA	10	6		16	PERU	10	16		26
DOMINICA		1		1	SAINT LUCIA		1		1
DOMINICAN REPUBLIC	4	2		6	ST. VINCENT & THE GRENADINES	1			1
ECUADOR	16	17		33	SURINAME	1			1
EL SALVADOR	13	2		15	TRINIDAD AND TOBAGO	2	7		9
GUATEMALA	24	12		36	URUGUAY		1		1
GUYANA	1			1	VENEZUELA	7	5		12
HAITI	1	1		2					



MIDDLE EAST

Undergraduate	116
Graduate	136
Professional	3
Total	255

	Undergraduate	Graduate	Professional	Total		Undergraduate	Graduate	Professional	Total
BAHRAIN	2	1		3	OMAN	2			2
IRAN	3	14	3	20	SAUDI ARABIA	11	1		12
ISRAEL	1	2		3	SYRIA	1			1
JORDAN	4	14		18	TURKEY	45	91		136
KUWAIT	31	5		36	UNITED ARAB EMIRATES	10	1		11
LEBANON	6	7		13					



NORTH AMERICA

Undergraduate	23
Graduate	77
Professional	2
Total	102

	Undergraduate	Graduate	Professional	Total
CANADA	23	77	2	102



OCEANIA

Undergraduate	18
Graduate	18
Professional	0
Total	36

	Undergraduate	Graduate	Professional	Total
AUSTRALIA	13	8	0	21
NEW ZEALAND	2	0	0	2
PHILIPPINES	3	10	0	13

International Faculty and Staff

Areas	Count	Areas	Count
Agriculture	71	Letters	4
Business and Management	27	Library Science	2
Communication	1	Life Sciences/Biological Sciences	112
Computer & Information Sciences	34	Mathematics	32
Education	9	Other	8
Engineering	130	Physical Sciences	78
Foreign Languages and Literatures	6	Psychology	5
Health Sciences	40	Social Sciences and History	2
Home Economics	19	Visual & Performing Arts	1
Total			581

Note: Areas listed correspond to Institute of International Education (IIE) reporting guidelines.

International Faculty and Staff by Country

COUNTRY	COUNT	COUNTRY	COUNT
Algeria	1	Ireland	1
Argentina	4	Israel	4
Australia	9	Italy	18
Austria	5	Japan	25
Belarus	1	Lebanon	1
Belgium	2	Malaysia	1
Brazil	14	Mexico	5
Bulgaria	1	Morocco	1
Canada	18	Netherlands	8
Chile	1	New Zealand	2
Colombia	3	China, People's Republic of	90
Costa Rica	2	Peru	2
Croatia	1	Philippines	2
Czech Republic	4	Poland	14
Denmark	2	Romania	1
Ecuador	5	Russia	26
Egypt	7	Singapore	1
El Salvador	2	Slovakia	1
Estonia	1	South Korea	101
Ethiopia	1	Spain	18
Finland	3	Sweden	2
France	24	Switzerland	2
Germany	16	Taiwan	17
Ghana	1	Thailand	2
Greece	1	Turkey	8
Honduras	1	Ukraine	7
Hong Kong (SAR-PRC)	5	United Kingdom	10
Hungary	4	Uzbekistan	1
India	64	Venezuela	2
Iran	2	Vietnam	2
Iraq	1		
Total			581

Grand Totals

UNDERGRADUATE STUDENTS	1943
GRADUATE STUDENTS	2960
PROFESSIONAL STUDENTS	18
FACULTY & STAFF	581
	<i>TOTAL</i>
	5502