



Fall 2008
International Student and Scholar
Enrollment & Statistical Report

A total of 5479 students from abroad, representing 127 countries and 602 international faculty and staff representing 33 nations, claim Purdue University as their home this fall semester.

The University's total international student enrollment ranks:

- 2nd among U.S. public institutions
- 2nd in the Big Ten
- 3rd in the nation

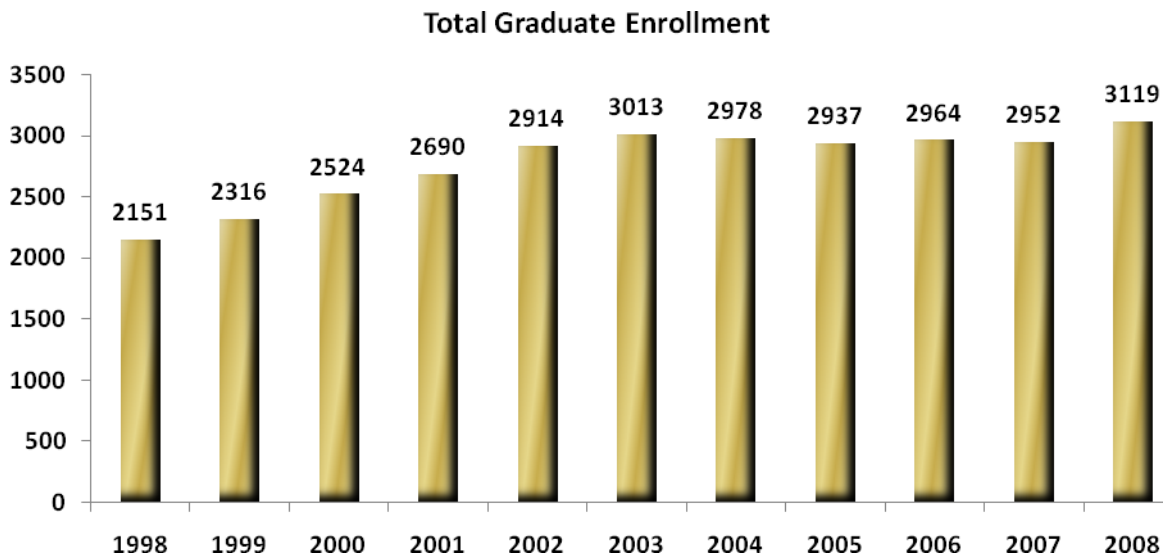
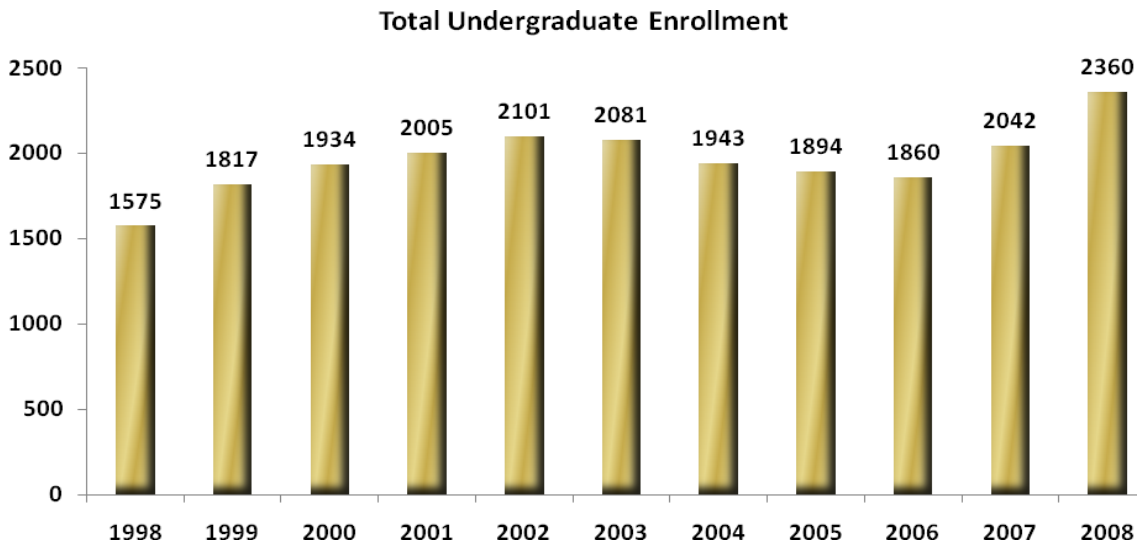
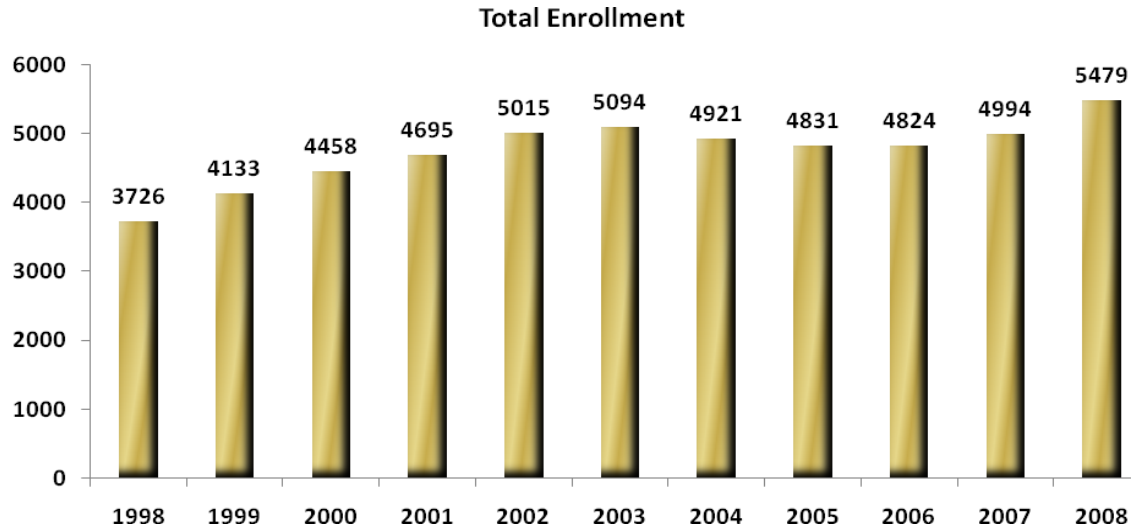
The international student body comprises 13.7% of the total number of enrolled students. International undergraduate students comprise 7.4% of the total undergraduate body, or 2,360 students. A total of 3,119 international graduate and professional students represent 42.0% of all students at this level of study.

Engineering (41.7%), Management (15.7%), Science (14.8%), Liberal Arts (8.4%), and Agriculture (5.2%) enroll the highest percentages of students from abroad. India ranks first (1,310) in total enrollment while China (991) is second. South Korea (873), Taiwan (266), Indonesia (175), Malaysia (155), Canada (97), Pakistan (97), Turkey (95), and Japan (71) round out the top ten.

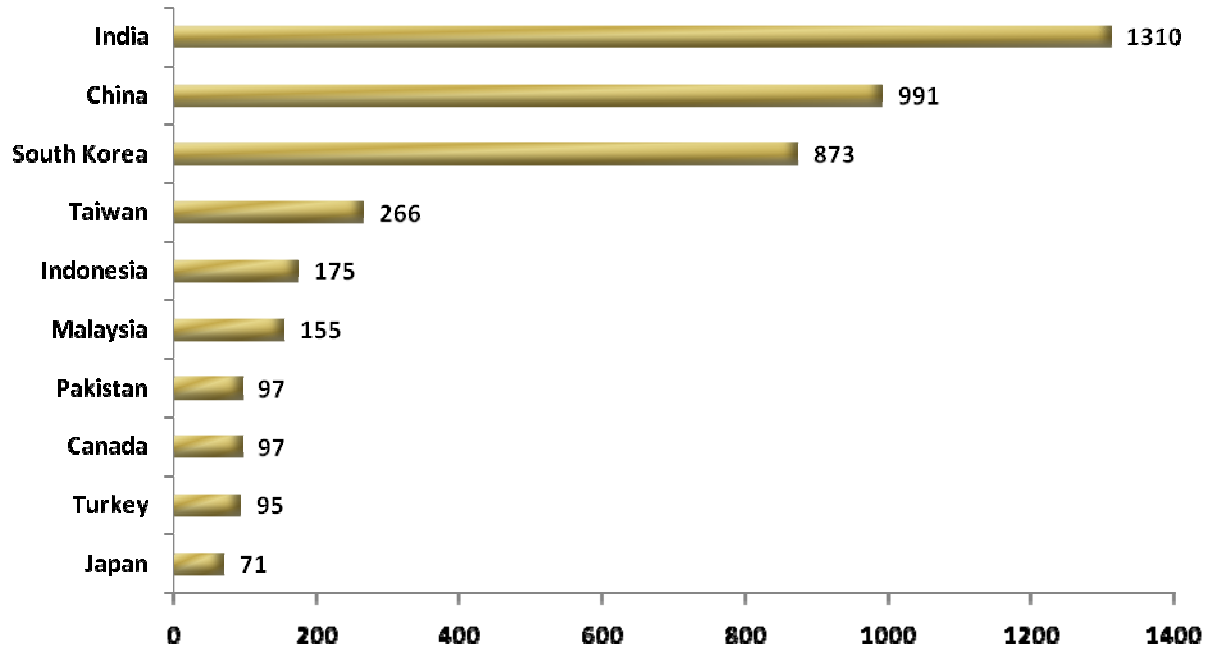
China (168), India (80), South Korea (73), Canada (21), Russia (21), Taiwan (20), Germany (19), Japan (16), France (15) and Italy (9) send the largest number of international faculty and staff. The majority of international scholars are in engineering (176), physical sciences (87), biological and biomedical sciences (85), and health sciences (66).

Questions and comments concerning this report should be directed to Dr. Michael A. Brzezinski, Associate Dean, International Programs, and Director, International Students and Scholars, 765-494-7084 or mbrzezinski@purdue.edu

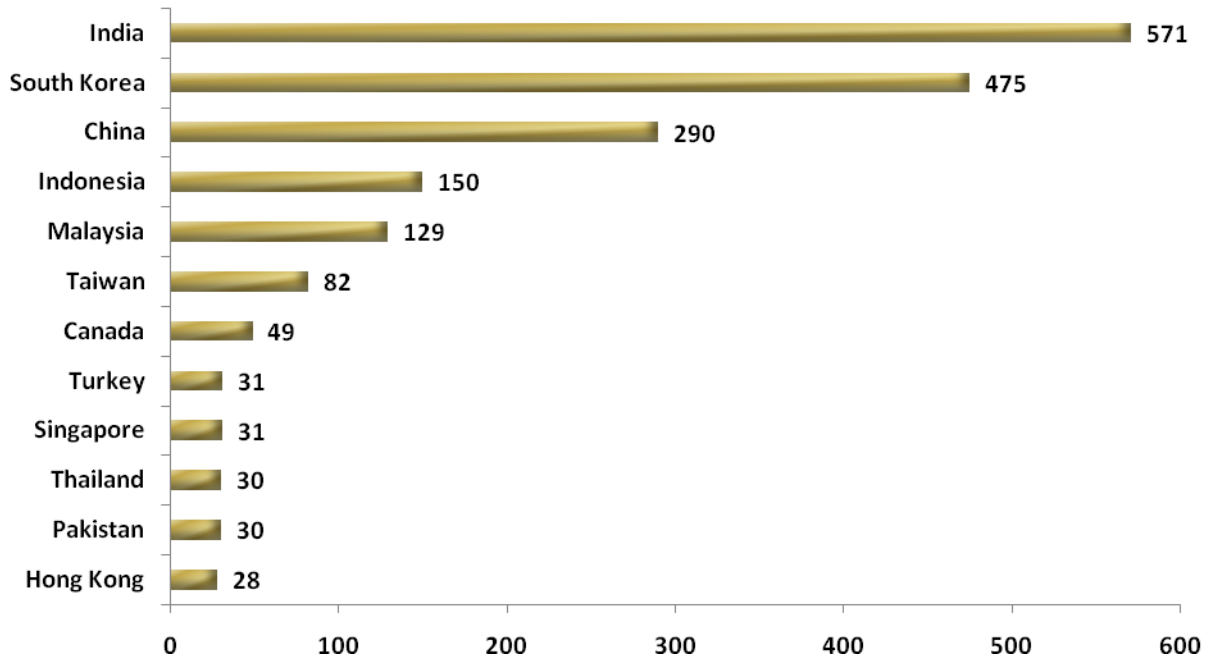
International Student Enrollment 1998-2008



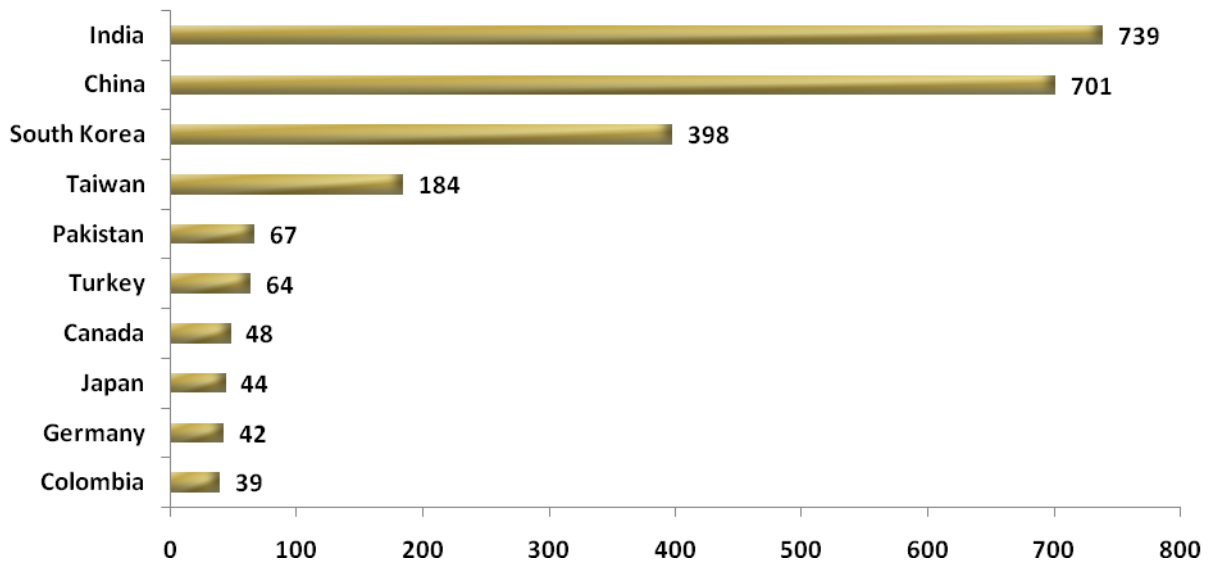
Top Ten by Enrollment



Top Ten by Undergraduate Enrollment



Top Ten by Graduate & Professional Enrollment



Enrollment by Country

Total Enrollment by Country - 127 Countries			
Afghanistan	13	Kenya	16
Antigua and Barbuda	1	Kuwait	13
Argentina	10	Kyrgyzstan	1
Armenia	7	Lebanon	17
Australia	25	Liberia	1
Austria	2	Lithuania	2
Azerbaijan	1	Macau *	2
Bahamas, The	1	Macedonia	3
Bahrain	6	Malawi	3
Bangladesh	43	Malaysia	155
Barbados	1	Mali	1
Belarus	2	Mauritius	1
Belgium	7	Mexico	43
Belize	1	Mongolia	3
Benin	2	Morocco	3
Bolivia	12	Mozambique	1
Bosnia and Herzegovina	1	Nepal	20
Botswana	2	Netherlands	22
Brazil	27	New Zealand	11
Brunei	1	Nicaragua	9
Bulgaria	5	Niger	1
Burma (Myanmar)	4	Nigeria	21
Cambodia	1	Norway	2
Cameroon	1	Oman	3
Canada	97	Pakistan	97
Chile	8	Panama	30
China	991	Peru	12
Colombia	54	Philippines	9
Costa Rica	16	Poland	9
Cote D'Ivoire	3	Portugal	3
Croatia	3	Qatar	1
Cyprus	3	Romania	21
Czech Republic	1	Russia	20
Denmark	4	Saint Kitts and Nevis	1
Dominican Republic	5	Saint Lucia	2
Ecuador	25	Saudi Arabia	19
Egypt	31	Senegal	4
El Salvador	12	Serbia	8
Eritrea	2	Singapore	51
Estonia	1	Slovakia	1
Ethiopia	7	South Africa	4
Finland	2	South Korea	873
France	39	Spain	19
Georgia	3	Sri Lanka	31
Germany	64	Suriname	1
Ghana	18	Swaziland	1
Greece	19	Sweden	8
Grenada	1	Switzerland	8
Guatemala	21	Syria	4
Guyana	2	Taiwan *	266
Haiti	2	Tajikistan	2
Honduras	16	Tanzania	1
Hong Kong *	39	Thailand	66
Hungary	8	Trinidad & Tobago	9
Iceland	1	Tunisia	1
India	1310	Turkey	95
Indonesia	175	Turkmenistan	2
Iran	28	Uganda	1
Ireland	9	Ukraine	16
Israel	4	United Arab Emirates	20
Italy	13	United Kingdom	28
Jamaica	11	Venezuela	12
Japan	71	Vietnam	15
Jordan	38	Zambia	1
Kazakhstan	15	Zimbabwe	5
Total			5479

* Hong Kong and Macau are Special Administrative Regions (SAR) of the People's Republic of China and are not counted as countries, but are listed separately. Taiwan is not counted as a country in accordance with U.S. government policy.

Undergraduate Enrollment by Country			
Argentina	2	Kazakhstan	11
Australia	21	Kenya	8
Austria	1	Kuwait	3
Bahamas	1	Lebanon	7
Bahrain	6	Macau*	1
Bangladesh	9	Malawi	1
Belgium	3	Malaysia	129
Belize	1	Mexico	20
Benin	1	Morocco	1
Bolivia	8	Nepal	5
Botswana	1	Netherlands	8
Brazil	5	New Zealand	7
Burma (Myanmar)	3	Nicaragua	5
Canada	49	Nigeria	11
China	290	Norway	2
Colombia	15	Oman	2
Costa Rica	5	Pakistan	30
Croatia	1	Panama	20
Denmark	2	Peru	5
Dominican Republic	2	Philippines	1
Ecuador	12	Portugal	1
Egypt	2	Russia	5
El Salvador	11	Saudi Arabia	16
Estonia	1	Serbia	2
Finland	1	Singapore	31
France	14	South Africa	1
Germany	22	South Korea	475
Ghana	4	Spain	9
Greece	2	Sri Lanka	4
Grenada	1	Suriname	1
Guatemala	17	Sweden	6
Honduras	10	Switzerland	6
Hong Kong*	28	Taiwan*	82
India	571	Thailand	30
Indonesia	150	Tunisia	1
Iran	5	Turkey	31
Ireland	7	Ukraine	1
Israel	1	United Arab Emirates	16
Italy	3	United Kingdom	21
Jamaica	2	Venezuela	10
Japan	27	Vietnam	1
Jordan	13	Zimbabwe	3
Total			2360

* Hong Kong and Macau are Special Administrative Regions (SAR) of the People's Republic of China and are not counted as countries, but are listed separately. Taiwan is not counted as a country in accordance with U.S. government policy.

Graduate & Professional Enrollment by Country			
Afghanistan	13	Kuwait	10
Antigua and Barbuda	1	Kyrgyzstan	1
Argentina	8	Lebanon	10
Armenia	7	Liberia	1
Australia	4	Lithuania	2
Austria	1	Macau*	1
Azerbaijan	1	Macedonia	3
Bangladesh	34	Malawi	2
Barbados	1	Malaysia	26
Belarus	2	Mali	1
Belgium	4	Mauritius	1
Benin	1	Mexico	23
Bolivia	4	Mongolia	3
Bosnia and Herzegovina	1	Morocco	2
Botswana	1	Mozambique	1
Brazil	22	Nepal	15
Brunei	1	Netherlands	14
Bulgaria	5	New Zealand	4
Burma (Myanmar)	1	Nicaragua	4
Cambodia	1	Niger	1
Cameroon	1	Nigeria	10
Canada	48	Oman	1
Chile	8	Pakistan	67
China	701	Panama	10
Colombia	39	Peru	7
Costa Rica	11	Philippines	8
Cote D'Ivoire	3	Poland	9
Croatia	2	Portugal	2
Cyprus	3	Qatar	1
Czech Republic	1	Romania	21
Denmark	2	Russia	15
Dominican Republic	3	Saint Kitts and Nevis	1
Ecuador	13	Saint Lucia	2
Egypt	29	Saudi Arabia	3
El Salvador	1	Senegal	4
Eritrea	2	Serbia	6
Ethiopia	7	Singapore	20
Finland	1	Slovakia	1
France	25	South Africa	3
Georgia	3	South Korea	398
Germany	42	Spain	10
Ghana	14	Sri Lanka	27
Greece	17	Swaziland	1
Guatemala	4	Sweden	2
Guyana	2	Switzerland	2
Haiti	2	Syria	4
Honduras	6	Taiwan*	184
Hong Kong*	11	Tajikistan	2
Hungary	8	Tanzania	1
Iceland	1	Thailand	36
India	739	Trinidad & Tobago	9
Indonesia	25	Turkey	64
Iran	23	Turkmenistan	2
Ireland	2	Uganda	1
Israel	3	Ukraine	15
Italy	10	United Arab Emirates	4
Jamaica	9	United Kingdom	7
Japan	44	Venezuela	2
Jordan	25	Vietnam	14
Kazakhstan	4	Zambia	1
Kenya	8	Zimbabwe	2
Total			3119

* Hong Kong and Macau are Special Administrative Regions (SAR) of the People's Republic of China and are not counted as countries, but are listed separately. Taiwan is not counted as a country in accordance with U.S. government policy.

New International Student Enrollment by Country

New International Student Enrollment by Country			
Afghanistan	1	Kazakhstan	2
Argentina	4	Kenya	2
Armenia	2	Kuwait	6
Australia	19	Lebanon	4
Azerbaijan	1	Lithuania	1
Bahrain	1	Macedonia	1
Bangladesh	8	Malawi	1
Belarus	1	Malaysia	60
Belgium	1	Mali	1
Benin	1	Mauritius	1
Bolivia	2	Mexico	19
Brazil	3	Morocco	2
Bulgaria	3	Nepal	8
Burma (Myanmar)	1	Netherlands	7
Cambodia	1	New Zealand	4
Cameroon	1	Nicaragua	2
Canada	30	Nigeria	5
Chile	1	Norway	1
China	339	Pakistan	21
Colombia	10	Panama	9
Costa Rica	7	Peru	4
Czech Republic	1	Poland	1
Denmark	3	Portugal	1
Dominican Republic	1	Romania	6
Ecuador	4	Russia	4
Egypt	6	Saudi Arabia	4
El Salvador	5	Serbia	1
Estonia	1	Singapore	17
Ethiopia	1	Slovakia	1
Finland	1	South Africa	2
France	19	South Korea	227
Georgia	1	Spain	4
Germany	34	Sri Lanka	8
Ghana	4	Sweden	6
Greece	2	Switzerland	2
Guatemala	2	Taiwan*	72
Honduras	4	Tajikistan	1
Hong Kong*	15	Thailand	18
Hungary	1	Trinidad & Tobago	1
India	379	Turkey	20
Indonesia	24	Ukraine	3
Iran	7	United Arab Emirates	5
Ireland	6	United Kingdom	8
Israel	1	Venezuela	2
Italy	3	Vietnam	6
Japan	28	Zimbabwe	1
Jordan	13		
Total			1585

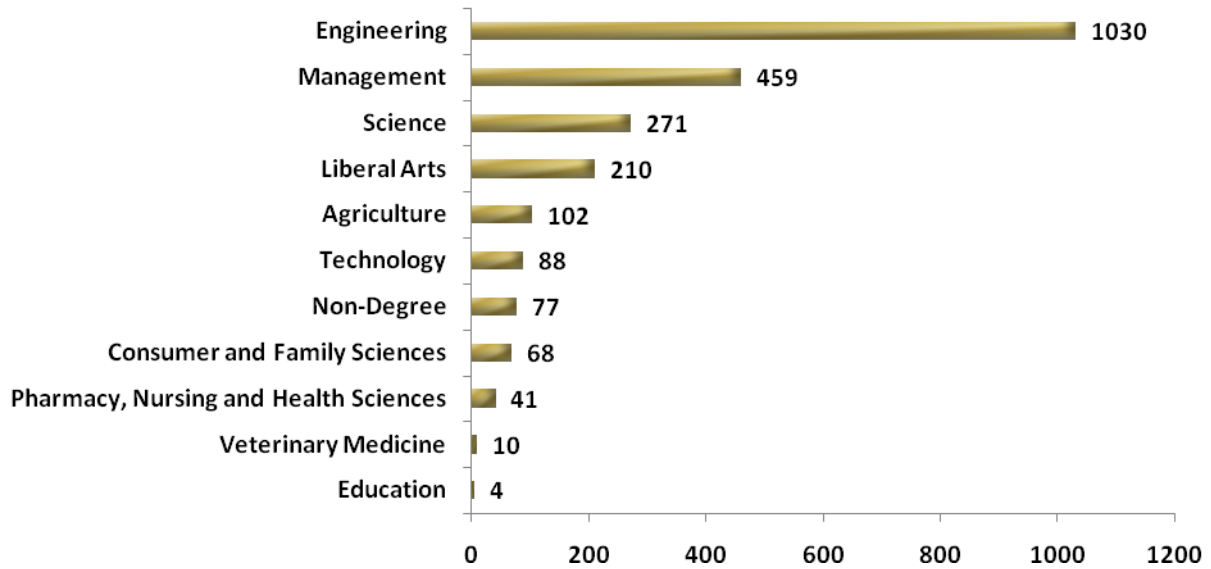
* Hong Kong and Macau are Special Administrative Regions (SAR) of the People's Republic of China and are not counted as countries, but are listed separately. Taiwan is not counted as a country in accordance with U.S. government policy.

Enrollment by Curricula

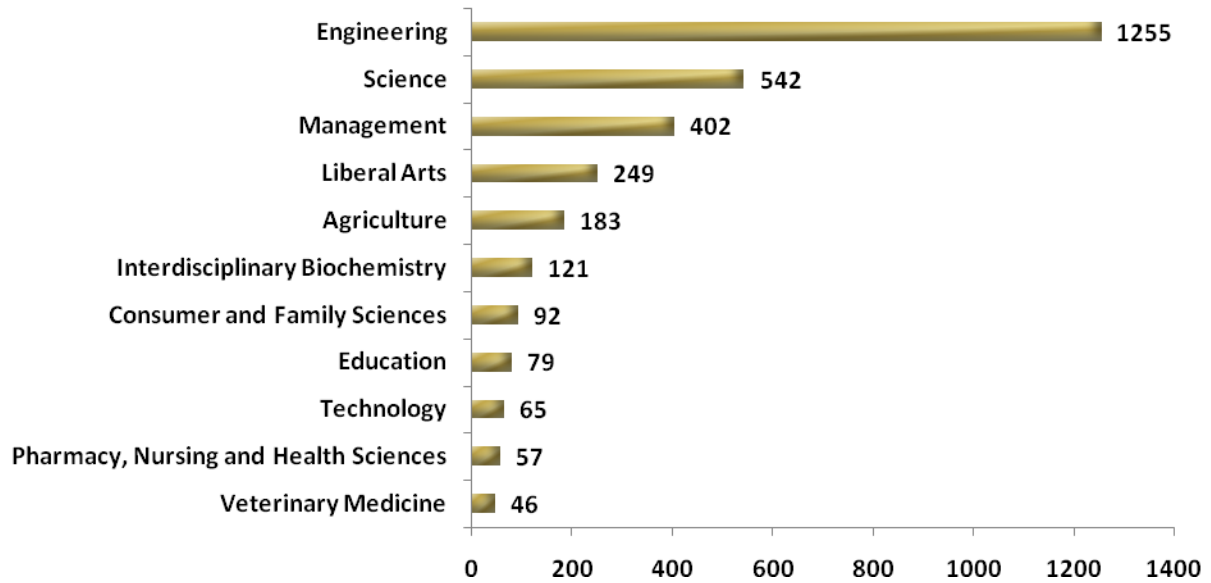
	UNDERGRADUATE	GRADUATE	PROFESSIONAL	Total
AGRICULTURE	102	183	-	285
CONSUMER AND FAMILY SCIENCES	68	92	-	160
EDUCATION	4	79	-	83
ENGINEERING	1030	1255	-	2285
INTERDISCIPLINARY BIOCHEMISTRY	-	121	-	121
LIBERAL ARTS	210	249	-	459
MANAGEMENT	459	402	-	861
NON-DEGREE	77	-	-	77
PHARMACY, NURSING AND HEALTH SCIENCES	41	57	25	123
SCIENCE	271	542	-	813
TECHNOLOGY	88	65	-	153
VETERINARY MEDICINE	10	46	3	59
Total	2360	3091	28	5479

Enrollment by Curricula

Total Undergraduate Enrollment by Curricula



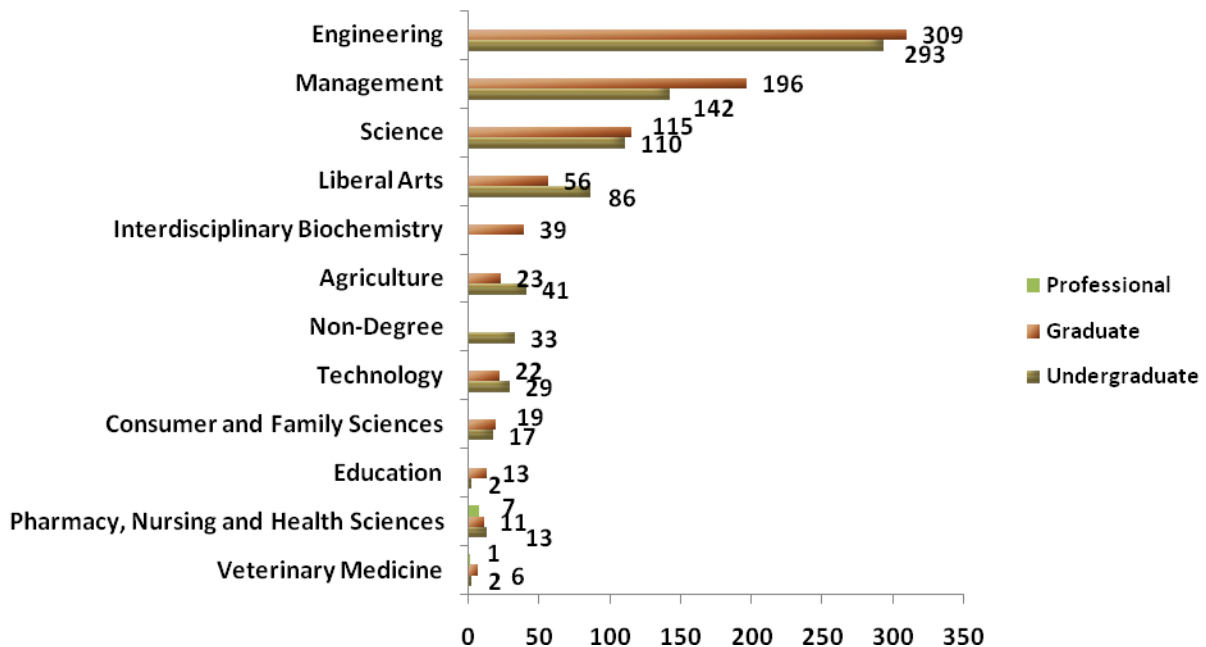
Total Graduate & Professional Enrollment by Curricula



New International Student Enrollment by Curricula

School	Undergraduate	Graduate	Professional	Total
AGRICULTURE	41	23	-	64
CONSUMER AND FAMILY SCIENCES	17	19	-	36
EDUCATION	2	13	-	15
ENGINEERING	293	309	-	602
INTERDISCIPLINARY BIOCHEMISTRY	-	39	-	39
LIBERAL ARTS	86	56	-	142
MANAGEMENT	142	196	-	338
NON-DEGREE	33	-	-	33
PHARMACY, NURSING AND HEALTH SCIENCES	13	11	7	31
SCIENCE	110	115	-	225
TECHNOLOGY	29	22	-	51
VETERINARY MEDICINE	2	6	1	9
Total	768	809	8	1585

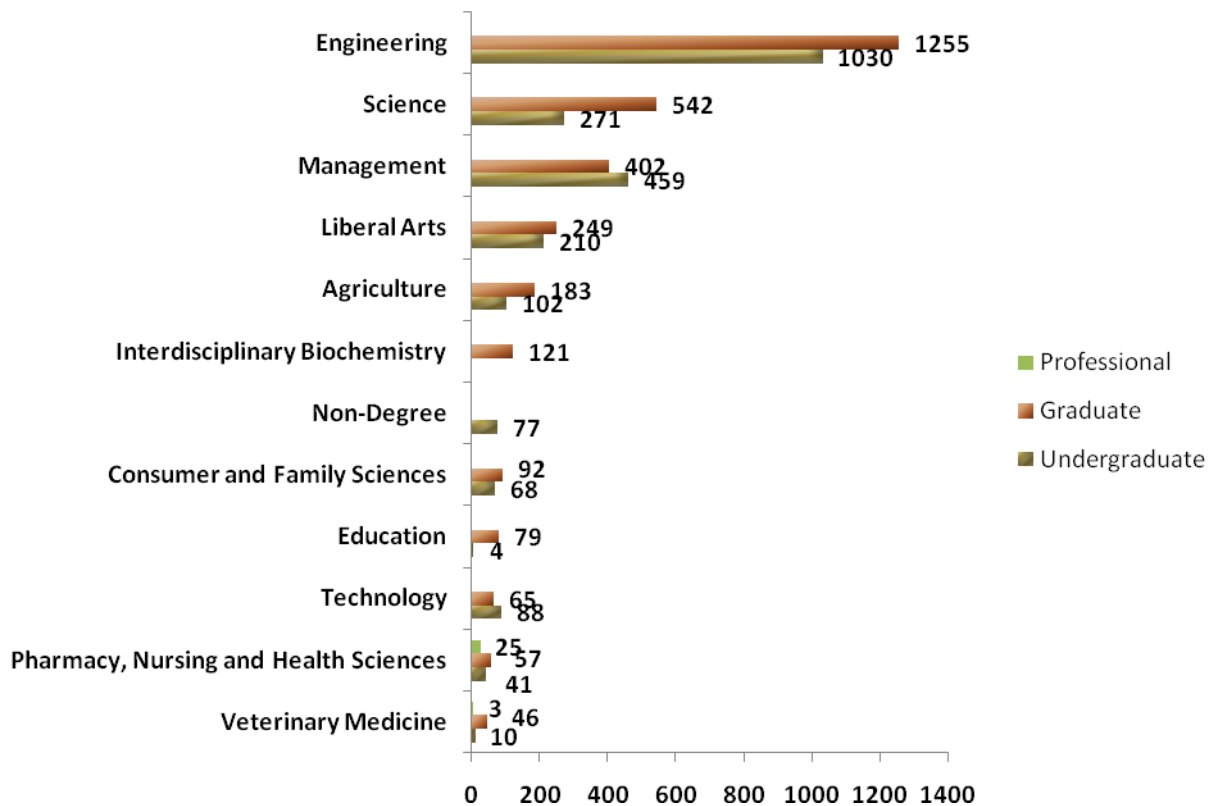
New International Student Enrollment by Curricula



Total Enrollment by School

	UNDERGRADUATE	GRADUATE	PROFESSIONAL	Total
AGRICULTURE	102	183	-	285
CONSUMER AND FAMILY SCIENCES	68	92	-	160
EDUCATION	4	79	-	83
ENGINEERING	1030	1255	-	2285
INTERDISCIPLINARY BIOCHEMISTRY	-	121	-	121
LIBERAL ARTS	210	249	-	459
MANAGEMENT	459	402	-	861
NON-DEGREE	77	-	-	77
PHARMACY, NURSING AND HEALTH SCIENCES	41	57	25	123
SCIENCE	271	542	-	813
TECHNOLOGY	88	65	-	153
VETERINARY MEDICINE	10	46	3	59
TOTAL	2360	3091	28	5479

Enrollment by School





AGRICULTURE

	Undergraduate	Graduate	Professional	Total
Afghanistan		11		11
Australia	1			1
Bangladesh		2		2
Benin		1		1
Brazil		2		2
Canada		7		7
China	35	42		77
Colombia		5		5
Cote D'Ivoire		1		1
Denmark		1		1
Ecuador	1	4		5
Egypt		1		1
Eritrea		1		1
Ethiopia		4		4
France		5		5
Georgia		1		1
Germany		4		4
Ghana		1		1
Guatemala	2	3		5
Haiti		1		1
Honduras		3		3
Hong Kong	1			1
India	2	25		27
Indonesia	21			21
Iran		1		1
Ireland	1	1		2
Jamaica		1		1
Japan	1	3		4
Jordan	1	1		2
Kazakhstan	3			3
Kenya		1		1
Malawi	1	1		2
Malaysia	1			1
Mongolia		1		1
Morocco		1		1
Mozambique		1		1
Nepal	1	3		4
Netherlands	2			2
Nicaragua		2		2
Niger		1		1
Nigeria	1	1		2



AGRICULTURE, CONTINUED

	Undergraduate	Graduate	Professional	Total
Pakistan		2		2
Philippines		2		2
Romania		3		3
Russia		1		1
Singapore		1		1
South Korea	15	12		27
Sri Lanka		1		1
Sweden	4	1		5
Taiwan	2	3		5
Tanzania		1		1
Thailand	2	5		7
Trinidad & Tobago		2		2
Turkey	1	1		2
Ukraine		1		1
United Kingdom	3			3
Venezuela		1		1
Zimbabwe		2		2
Total	102	183		285



CONSUMER and FAMILY SCIENCES

	Undergraduate	Graduate	Professional	Total
Bangladesh		1		1
Canada		1		1
China	6	24		30
Colombia		1		1
Cyprus		1		1
El Salvador	1			1
Germany	1			1
Guatemala	1			1
Honduras	2			2
Hong Kong	2	1		3
India	5	5		10
Indonesia	2			2
Iran	1			1
Ireland	5	1		6
Jamaica		1		1
Malaysia	1			1
Nigeria		1		1
Oman		1		1
Panama	1			1
Philippines		1		1
Poland		1		1
Russia	1			1
Serbia	1			1
Singapore	3			3
South Korea	27	34		61
Sri Lanka		1		1
Taiwan	4	14		18
Tajikistan		1		1
Thailand	1			1
Turkey	1	1		2
Ukraine		1		1
United Kingdom	1			1
Venezuela	1			1
Total	68	92		160



<i>EDUCATION</i>				
	Undergraduate	Graduate	Professional	Total
Australia	2			2
Brazil		1		1
Canada	1	1		2
China		22		22
Colombia		1		1
Dominican Republic		1		1
Egypt		1		1
Ghana		1		1
Honduras		2		2
Hong Kong		1		1
India		5		5
Indonesia		1		1
Jamaica		1		1
Japan		2		2
Jordan		1		1
Kazakhstan		1		1
Kuwait		1		1
Lithuania		1		1
Mongolia		1		1
Morocco		1		1
Pakistan		1		1
Russia		2		2
South Korea	1	15		16
Taiwan		9		9
Turkey		4		4
Ukraine		2		2
Total	4	79		83



ENGINEERING				
	Undergraduate	Graduate	Professional	Total
Argentina	1	3		4
Australia	3	3		6
Bahrain	2			2
Bangladesh	6	20		26
Belgium	2	1		3
Benin	1			1
Bolivia	2	2		4
Bosnia and Herzegovina		1		1
Botswana	1	1		2
Brazil	1	3		4
Brunei		1		1
Burma (Myanmar)	3	1		4
Canada	11	17		28
Chile		4		4
China	83	237		320
Colombia	8	8		16
Costa Rica	3	2		5
Cote D'Ivoire		2		2
Cyprus		1		1
Dominican Republic	1	2		3
Ecuador	6	5		11
Egypt	2	6		8
El Salvador	4			4
Eritrea		1		1
Ethiopia		1		1
France	9	6		15
Germany	13	9		22
Ghana	2			2
Greece	1	12		13
Guatemala	4			4
Guyana		1		1
Honduras	5			5
Hong Kong	9	3		12
Iceland		1		1
India	349	400		749
Indonesia	87	13		100
Iran	2	12		14
Israel	1	2		3
Italy		3		3
Jamaica	1	2		3
Japan	8	11		19
Jordan	8	10		18
Kazakhstan	3	2		5
Kenya	5	1		6
Kuwait	2	5		7
Lebanon	5	5		10
Malaysia	78	19		97
Mauritius		1		1
Mexico	9	12		21
Morocco	1			1
Nepal	3	3		6



ENGINEERING, CONTINUED

	Undergraduate	Graduate	Professional	Total
New Zealand	1			1
Nicaragua	2	1		3
Nigeria	6	5		11
Norway	1			1
Oman	2			2
Pakistan	19	40		59
Panama	13	10		23
Peru	5	2		7
Philippines		1		1
Poland		4		4
Qatar		1		1
Russia		1		1
Saint Lucia		1		1
Saudi Arabia	13	1		14
Senegal		2		2
Singapore	15	10		25
South Africa		3		3
South Korea	131	182		313
Spain	5	3		8
Sri Lanka	2	7		9
Suriname	1			1
Sweden	1			1
Switzerland	2			2
Taiwan	15	79		94
Thailand	11	12		23
Trinidad & Tobago		2		2
Turkey	17	23		40
Turkmenistan		1		1
Uganda		1		1
United Arab Emirates	11	1		12
United Kingdom	4	2		6
Venezuela	7			7
Vietnam	1	5		6
Total	1030	1255		2285



INTERDISCIPLINARY BIOCHEMISTRY

	Undergraduate	Graduate	Professional	Total
Bangladesh		2		2
Brazil		1		1
Canada		2		2
China		35		35
Colombia		1		1
Egypt		2		2
Germany		1		1
Ghana		1		1
Honduras		1		1
India		30		30
Indonesia		1		1
Japan		3		3
Jordan		2		2
Kuwait		1		1
Malaysia		1		1
Mexico		1		1
Nepal		2		2
Philippines		2		2
Singapore		1		1
South Korea		12		12
Switzerland		1		1
Syria		1		1
Taiwan		14		14
Thailand		1		1
Trinidad & Tobago		1		1
Ukraine		1		1
Total		121		121




LIBERAL ARTS				
	Undergraduate	Graduate	Professional	Total
Afghanistan		2		2
Antigua and Barbuda		1		1
Argentina		2		2
Armenia		1		1
Australia	3			3
Bahrain	1			1
Bangladesh	1	1		2
Belarus		1		1
Belize	1			1
Bolivia	2			2
Brazil		10		10
Canada	12	9		21
Chile		2		2
China	23	45		68
Colombia	1	9		10
Costa Rica	1	1		2
Croatia	1	1		2
Ecuador		1		1
El Salvador		1		1
Ethiopia		1		1
Finland		1		1
France	2	6		8
Germany	1	4		5
Ghana		4		4
Greece		1		1
Guatemala	4			4
Haiti		1		1
Hong Kong	2	1		3
India	16	25		41
Indonesia	2	1		3
Italy	1	2		3
Japan	5	13		18
Jordan		3		3
Kenya		1		1
Kuwait		2		2
Kyrgyzstan		1		1
Lebanon		2		2
Macedonia		2		2
Malaysia		1		1
Mali		1		1
Mexico		2		2
Netherlands	2			2
New Zealand	2	1		3
Nicaragua	1			1
Pakistan	3			3




LIBERAL ARTS, CONTINUED

	Undergraduate	Graduate	Professional	Total
Panama	2			2
Portugal		2		2
Romania		8		8
Russia		4		4
Saint Lucia		1		1
Senegal		1		1
Serbia		3		3
Singapore	8	4		12
South Africa	1			1
South Korea	85	33		118
Spain	1	6		7
Sri Lanka		1		1
Taiwan	9	8		17
Thailand	6			6
Trinidad & Tobago		1		1
Turkey	2	8		10
Turkmenistan		1		1
Ukraine	1	2		3
United Arab Emirates	1	2		3
United Kingdom	6			6
Venezuela		1		1
Zimbabwe	1			1
Total	210	249		459



MANAGEMENT				
	Undergraduate	Graduate	Professional	Total
Armenia		3		3
Australia	5	1		6
Austria	1			1
Azerbaijan		1		1
Bahrain	1			1
Bangladesh	1	2		3
Barbados		1		1
Belarus		1		1
Belgium		2		2
Bolivia	2	1		3
Brazil	3	1		4
Bulgaria		4		4
Canada	9	6		15
China	78	63		141
Colombia	4	6		10
Costa Rica	1			1
Denmark	2			2
Dominican Republic	1			1
Ecuador	3			3
El Salvador	3			3
Ethiopia		1		1
Finland	1			1
France	1	2		3
Germany	3	22		25
Ghana		2		2
Guatemala	6			6
Honduras	2			2
Hong Kong	7			7
Hungary		8		8
India	100	98		198
Indonesia	23	3		26
Iran		1		1
Ireland	1			1
Italy	2	3		5
Jamaica		1		1
Japan	6	6		12
Jordan	2	1		3
Kazakhstan	1			1
Kuwait	1	1		2
Macau	1			1
Malaysia	10	1		11
Mexico	6	4		10
Nepal	1	2		3
Netherlands	1	13		14
Nicaragua	2	1		3
Norway	1			1



MANAGEMENT, CONTINUED

	Undergraduate	Graduate	Professional	Total
Pakistan	5	14		19
Panama	2			2
Peru		4		4
Philippines	1			1
Portugal	1			1
Romania		6		6
Russia	3	1		4
Saudi Arabia		1		1
Serbia	1			1
Singapore	2	2		4
South Korea	101	52		153
Spain	3			3
Sri Lanka	2			2
Sweden	1			1
Syria		1		1
Taiwan	23	32		55
Tajikistan		1		1
Thailand	5	7		12
Tunisia	1			1
Turkey	7	10		17
Ukraine		5		5
United Arab Emirates	2			2
United Kingdom	5	2		7
Venezuela	2			2
Vietnam		2		2
Total	459	402		861



<i>NON-DEGREE</i>				
	Undergraduate	Graduate	Professional	Total
Australia	1			1
Belgium	1			1
Canada	6			6
China	10			10
El Salvador	1			1
Hong Kong	1			1
India	10			10
Indonesia	1			1
Iran	1			1
New Zealand	1			1
Mexico	1			1
Panama	1			1
South Korea	32			32
Taiwan	7			7
United Arab Emirates	1			1
Zimbabwe	1			1
Total	76			76



PHARMACY, NURSING, AND HEALTH SCIENCES

	Undergraduate	Graduate	Professional	Total
Argentina		1		1
Australia	1			1
Bangladesh			3	3
Canada	1		1	2
China	6	18		24
Colombia			1	1
Egypt		4	2	6
Ghana		1	2	3
India	4	12	3	19
Indonesia	2	2		4
Iran		1		1
Jamaica		1		1
Jordan			1	1
Kenya	2	1	1	4
Lebanon	1		1	2
Malaysia		1	1	2
Nepal		1		1
New Zealand	1			1
Nigeria	2	2	1	5
Pakistan			1	1
Russia		1		1
Saudi Arabia	1		1	2
South Korea	18	4	5	27
Syria			1	1
Taiwan		3		3
Thailand	1	3		4
Trinidad & Tobago		1		1
United Kingdom	1			1
Total	41	57	25	123



School of Science

SCIENCE				
	Undergraduate	Graduate	Professional	Total
Argentina	1			1
Armenia		3		3
Australia	3			3
Bahrain	1			1
Bangladesh	1	3		4
Belgium		1		1
Bolivia	2	1		3
Brazil		3		3
Bulgaria		1		1
Cambodia		1		1
Cameroon		1		1
Canada	1	2		3
Chile		1		1
China	45	199		244
Colombia	1	4		5
Costa Rica		8		8
Croatia		1		1
Cyprus		1		1
Denmark		1		1
Ecuador		2		2
Egypt		12		12
El Salvador	1			1
Estonia	1			1
France	2	4		6
Georgia		2		2
Germany	3	1		4
Ghana		2		2
Greece	1	4		5
Guatemala		1		1
Guyana		1		1
Hong Kong	6	5		11
India	58	103		161
Indonesia	8	2		10
Iran	1	7		8
Italy		1		1
Jamaica	1	1		2
Japan	4	4		8
Jordan	2	2		4
Kazakhstan	2	1		3
Kenya		3		3
Lebanon	1	2		3
Liberia		1		1
Lithuania		1		1
Macau		1		1
Macedonia		1		1



School of Science

<i>SCIENCE, CONTINUED</i>				
	Undergraduate	Graduate	Professional	Total
Malawi		1		1
Malaysia	34	1		35
Mexico	2	3		5
Nepal		3		3
Netherlands	2	1		3
New Zealand	2			2
Nigeria	2			2
Pakistan	1	6		7
Panama	1			1
Peru		1		1
Philippines		2		2
Poland		3		3
Romania		3		3
Russia		5		5
Saint Kitts and Nevis		1		1
Saudi Arabia	1			1
Senegal		1		1
Singapore	2	2		4
South Korea	56	42		98
Spain		1		1
Sri Lanka		14		14
Swaziland		1		1
Sweden		1		1
Syria		1		1
Taiwan	15	17		32
Thailand	2	7		9
Trinidad & Tobago		1		1
Turkey	2	17		19
Ukraine		3		3
United Arab Emirates	1			1
United Kingdom	1	1		2
Vietnam		7		7
Zambia		1		1
Zimbabwe	1			1
Total	271	542		813



TECHNOLOGY				
	Undergraduate	Graduate	Professional	Total
Australia	2			2
Bahamas	1			1
Bahrain	1			1
Brazil	1			1
Canada	2	2		4
Chile		1		1
China	4	8		12
Colombia		3		3
Czech Republic		1		1
Ecuador	1	1		2
El Salvador	1			1
Germany	1			1
Ghana	2			2
Honduras	1			1
India	27	23		50
Indonesia	4	2		6
Iran		1		1
Jamaica		1		1
Japan	2			2
Jordan		2		2
Kazakhstan	2			2
Kenya	1			1
Malaysia	5	1		6
Mexico	2	1		3
Mongolia		1		1
Netherlands	1			1
New Zealand		1		1
Pakistan	2	3		5
Poland		1		1
Russia	1			1
Saudi Arabia	1			1
Serbia		3		3
Slovakia		1		1
South Korea	9	2		11
Sri Lanka		2		2
Switzerland	4			4
Taiwan	7	2		9
Thailand	2	1		3
Turkey	1			1
United Arab Emirates		1		1
Total	88	65		153



VETERINARY MEDICINE				
	Undergraduate	Graduate	Professional	Total
Argentina		2		2
Austria		1		1
Brazil		1		1
Canada	6			6
China		8		8
Colombia	1			1
Ecuador	1			1
Egypt		1		1
France		2		2
Germany		1		1
Grenada	1			1
India		10		10
Israel			1	1
Italy		1		1
Japan		1	1	2
Jordan		2		2
Nepal		1		1
New Zealand		2		2
Romania		1		1
Singapore	1			1
South Korea		4	1	5
Sri Lanka		1		1
Switzerland		1		1
Taiwan		3		3
Trinidad & Tobago		1		1
United Kingdom		2		2
Total	10	46	3	59

Enrollment by Region

	Undergraduate	Graduate	Professional	Total
AFRICA	34	92	6	132
ASIA	1878	2350	15	4245
EUROPE	148	308	-	456
LATIN AMERICA & CARIBBEAN	154	191	1	346
MIDDLE EAST	69	95	5	169
NORTH AMERICA	49	47	1	97
OCEANIA	28	8	-	36
TOTAL	2360	3091	28	5479



AFRICA

Undergraduate	34
Graduate	92
Professional	6
Total	132

	Undergraduate	Graduate	Professional	Total		Undergraduate	Graduate	Professional	Total
BENIN	1	1	-	2	MOROCCO	1	2	-	3
BOTSWANA	1	1	-	2	MOZAMBIQUE	-	1	-	1
CAMEROON	-	1	-	1	NIGER	-	1	-	1
COTE D'IVOIRE	-	3	-	3	NIGERIA	11	9	1	21
EGYPT	2	27	2	31	SENEGAL	-	4	-	4
ERITREA	-	2	-	2	SOUTH AFRICA	1	3	-	4
ETHIOPIA	-	7	-	7	SWAZILAND	-	1	-	1
GHANA	4	12	2	18	TANZANIA	-	1	-	1
KENYA	8	7	1	16	TUNISIA	1	-	-	1
LIBERIA	-	1	-	1	UGANDA	-	1	-	1
MALAWI	1	2	-	3	ZAMBIA	-	1	-	1
MALI	-	1	-	1	ZIMBABWE	3	2	-	5
MAURITIUS	-	1	-	1					



ASIA

Undergraduate	1878
Graduate	2350
Professional	15
Total	4245

	<i>Undergraduate</i>	<i>Graduate</i>	<i>Profes- sional</i>	<i>Total</i>		<i>Undergraduate</i>	<i>Graduate</i>	<i>Profes- sional</i>	<i>Total</i>
BANGLADESH	9	31	3	43	MONGOLIA	-	3	-	3
BRUNEI	-	1	-	1	NEPAL	5	15	-	20
BURMA (MYANMAR)	3	1	-	4	PAKISTAN	30	66	1	97
CAMBODIA	-	1	-	1	PHILIPPINES	1	8	-	9
CHINA	290	701	-	991	SINGAPORE	31	20	-	51
HONG KONG*	28	11	-	39	SOUTH KOREA	475	392	6	873
INDIA	571	736	3	1310	SRI LANKA	4	27	-	31
INDONESIA	150	25	-	175	TAIWAN*	82	184	-	266
JAPAN	27	43	1	71	TAJIKISTAN	-	2	-	2
KAZAKHSTAN	11	4	-	15	THAILAND	30	36	-	66
KYRGYZSTAN	-	1	-	1	TURKMENISTAN	-	2	-	2
MACAU*	1	1	-	2	VIETNAM	1	14	-	15
MALAYSIA	129	25	1	155					

* Hong Kong and Macau are Special Administrative Regions (SAR) of the People's Republic of China and are not counted as countries, but are listed separately. Taiwan is not counted as a country in accordance with U.S. government policy.



EUROPE

Undergraduate	149
Graduate	308
Professional	-
Total	457

	Undergraduate	Graduate	Professional	Total		Under-graduate	Graduate	Professional	Total
ARMENIA	-	7	-	7	IRELAND	7	2	-	9
AUSTRIA	1	1	-	2	ITALY	3	10	-	13
AZERBAIJAN	-	1	-	1	LITHUANIA	-	2	-	2
BELARUS	-	2	-	2	MACEDONIA	-	3	-	3
BELGIUM	3	4	-	7	NETHERLANDS	8	14	-	22
BOSNIA AND HERZEGOVINA	-	1	-	1	NORWAY	2	-	-	2
BULGARIA	-	5	-	5	POLAND	-	9	-	9
CROATIA	1	2	-	3	PORTUGAL	1	2	-	3
CZECH REPUBLIC	-	1	-	1	ROMANIA	-	21	-	21
DENMARK	2	2	-	4	RUSSIA	5	15	-	20
ESTONIA	1	-	-	1	SERBIA	2	6	-	8
FINLAND	1	1	-	2	SLOVAKIA	-	1	-	1
FRANCE	14	25	-	39	SPAIN	9	10	-	19
GEORGIA	-	3	-	3	SWEDEN	6	2	-	8
GERMANY	22	42	-	64	SWITZERLAND	6	2	-	8
GREECE	2	17	-	19	TURKEY	31	64	-	95
HUNGARY	-	8	-	8	UKRAINE	1	15	-	16
ICELAND	-	1	-	1	UNITED KINGDOM	21	7	-	28



LATIN AMERICA & CARIBBEAN

Undergraduate	153
Graduate	191
Professional	1
Total	345

	Undergraduate	Graduate	Professional	Total		Undergraduate	Graduate	Professional	Total
ANTIGUA AND BARBUDA	-	1	-	1	GUATEMALA	17	4	-	21
ARGENTINA	2	8	-	10	GUYANA	-	2	-	2
BAHAMAS	1	-	-	1	HAITI	-	2	-	2
BARBADOS	-	1	-	1	HONDURAS	10	6	-	16
BELIZE	1	-	-	1	JAMAICA	2	9	-	11
BOLIVIA	8	4	-	12	MEXICO	20	23	-	43
BRAZIL	5	22	-	27	NICARAGUA	5	4	-	9
CHILE	-	8	-	8	PANAMA	20	10	-	30
COLOMBIA	15	38	1	54	PERU	5	7	-	12
COSTA RICA	5	11	-	16	SAINT KITTS AND NEVIS	-	1	-	1
DOMINICAN REPUBLIC	2	3	-	5	SAINT LUCIA	-	2	-	2
ECUADOR	12	13	-	25	SURINAME	1	-	-	1
EL SALVADOR	11	1	-	12	TRINIDAD AND TOBAGO	-	9	-	9
GRENADA	1	-	-	1	VENEZUELA	10	2	-	12



MIDDLE EAST

Undergraduate	69
Graduate	95
Professional	5
Total	169

	<i>Undergraduate</i>	<i>Graduate</i>	<i>Professional</i>	<i>Total</i>		<i>Undergraduate</i>	<i>Graduate</i>	<i>Professional</i>	<i>Total</i>
AFGHANISTAN	-	13	-	13	LEBANON	7	9	1	17
BAHRAIN	6	-	-	6	OMAN	2	1	-	3
CYPRUS	-	3	-	3	QATAR		1		1
IRAN	5	23	-	28	SAUDI ARABIA	16	2	1	19
ISRAEL	1	2	1	4	SYRIA	-	3	1	4
JORDAN	13	24	1	38	UNITED ARAB EMIRATES	16	4	-	20
KUWAIT	3	10	-	13					



NORTH AMERICA

Undergraduate	49
Graduate	47
Professional	1
Total	97

	Undergraduate	Graduate	Professional	Total
CANADA	49	47	1	97



OCEANIA

Undergraduate	28
Graduate	8
Professional	-
Total	36

	Undergraduate	Graduate	Professional	Total
AUSTRALIA	21	4	-	25
NEW ZEALAND	7	4	-	11

International Faculty and Staff

Areas	Count	Areas	Count
Agriculture	47	Health Sciences	66
Biological and Biomedical Sciences	85	Letters	4
Business and Management	24	Mathematics	29
Computer and Information Sciences	22	Physical Sciences	87
Education	9	Psychology	6
Engineering	176	Social Sciences	2
Family and Consumer Sciences	17	Visual and Performing Arts	3
Foreign Languages and Literature	6	Other	19
Total			602

Note: Areas listed correspond to Institute of International Education (IIE) reporting guidelines.

International Faculty and Staff by Country

COUNTRY	COUNT	COUNTRY	COUNT
Algeria	1	Kenya	1
Argentina	4	Kuwait	1
Armenia	1	Lebanon	1
Australia	5	Libya	1
Austria	3	Lithuania	1
Azerbaijan	1	Malaysia	3
Bangladesh	5	Mexico	3
Barbados	1	Moldova	1
Belarus	2	Montenegro	1
Belgium	2	Netherlands	2
Benin	1	New Zealand	2
Bosnia and Herzegovina	1	Nicaragua	1
Brazil	4	Nigeria	4
Bulgaria	1	Pakistan	2
Canada	21	Peru	1
China	168	Poland	5
Colombia	3	Portugal	1
Costa Rica	1	Romania	7
Czech Republic	4	Russia	21
Denmark	4	Senegal	1
Ecuador	2	Serbia	1
Egypt	7	Singapore	5
Eritrea	1	South Africa	2
Finland	1	South Korea	73
France	15	Spain	3
Germany	19	Sri Lanka	6
Ghana	4	Sweden	1
Greece	3	Switzerland	3
Honduras	1	Taiwan*	20
Hong Kong*	4	Tanzania	1
Hungary	2	Thailand	3
India	80	Turkey	5
Indonesia	1	Ukraine	4
Iran	4	United Kingdom	6
Israel	3	Uzbekistan	1
Italy	9	Vietnam	1
Japan	16	Zimbabwe	1
Jordan	1		
Total			602

* Hong Kong is a Special Administrative Region (SAR) of the People's Republic of China and is not counted as a country, but is listed separately. Taiwan is not counted as a country in accordance with U.S. government policy.

Grand Totals

UNDERGRADUATE STUDENTS	2360
GRADUATE STUDENTS	3119
PROFESSIONAL STUDENTS	28
FACULTY & STAFF	602
	<i>TOTAL</i>
	6109