



Fall 2010  
International Student and Scholar  
Enrollment & Statistical Report

A total of 6761 students from abroad, representing 124 countries and 541 international faculty and staff representing 55 nations, claim Purdue University as their home this fall semester.

The University's total international student enrollment ranks:

- 2<sup>nd</sup> among U.S. public institutions
- 2<sup>nd</sup> in the Big Ten
- 4<sup>th</sup> in the nation (estimated)

The international student body comprises 17% of the total number of enrolled students. International undergraduate students comprise 11.1% of the total undergraduate body, or 3420 students. A total of 3341 international graduate and professional students represent 37.6% of all students at this level of study.

Engineering (40.8%), Science (17.3%), Management (15.3%), Liberal Arts (8.5%), and Agriculture (5.6%) enroll the highest percentages of students from abroad. China ranks first (2130) in total enrollment while India (1322) is second. South Korea (834), Taiwan (272), Malaysia (254), Indonesia (139), Turkey (96), Canada (87), Pakistan (82), and Thailand (73) round out the top ten.

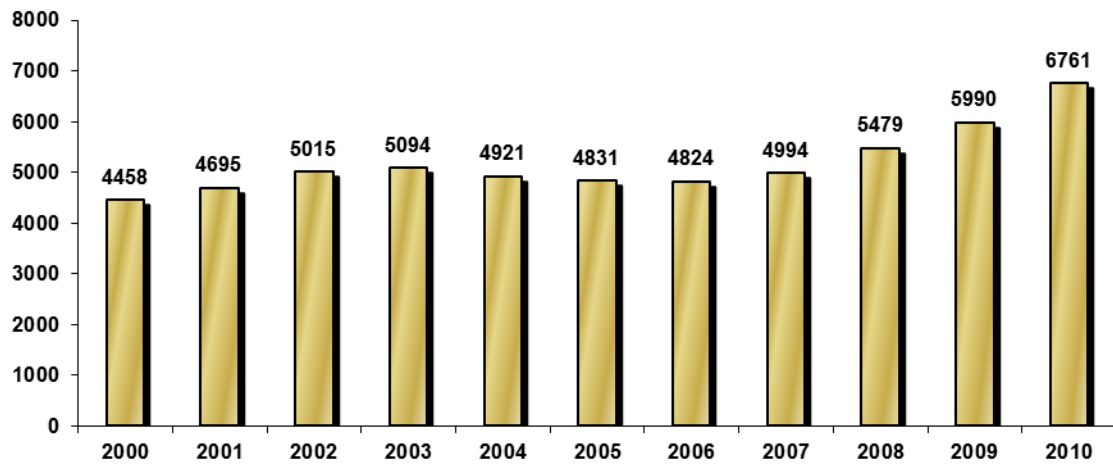
China (184), India (69), South Korea (65), Italy (17), Canada (16), France (14), Germany (14), Brazil (13), Japan (13) and Russia (11) send the largest number of international faculty and staff. The majority of international scholars are in engineering (145), physical sciences (79), agriculture (61), and biological and biomedical sciences (54).

Questions and comments concerning this report should be directed to Dr. Michael A. Brzezinski, Interim Vice Provost and Dean of International Programs, 765-494-7084 or [mbrzezinski@purdue.edu](mailto:mbrzezinski@purdue.edu)

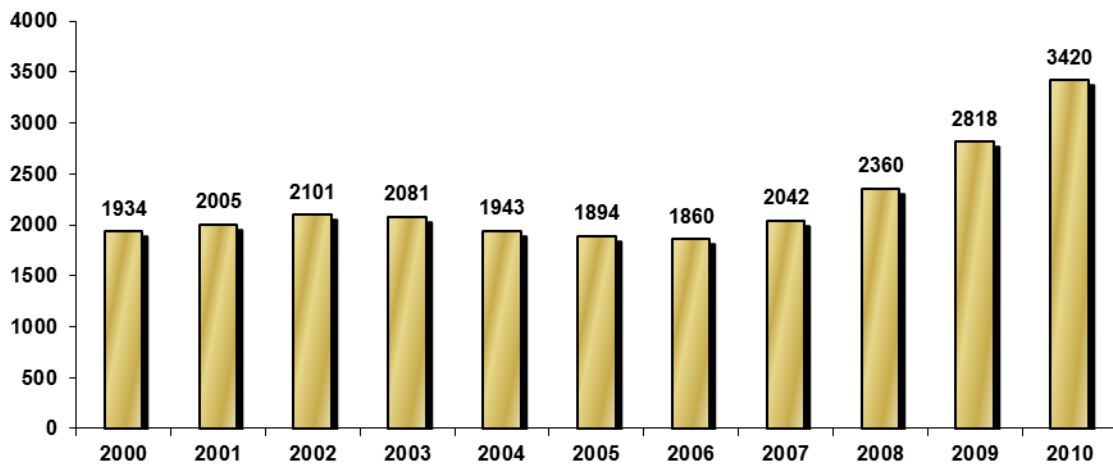
\* Hong Kong, Macau, Palestinian Territories, and Taiwan are listed throughout this report but are not included in the country count.

# International Student Enrollment 2000-2010

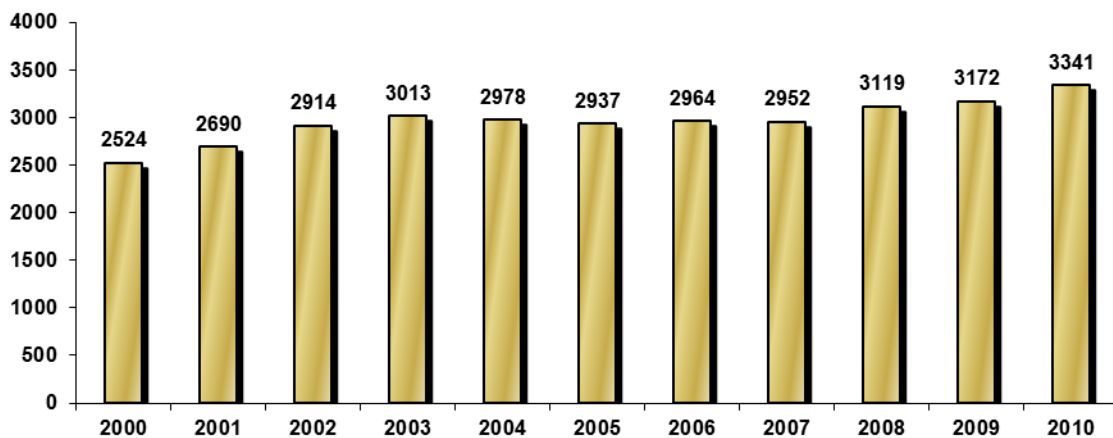
## Total Enrollment



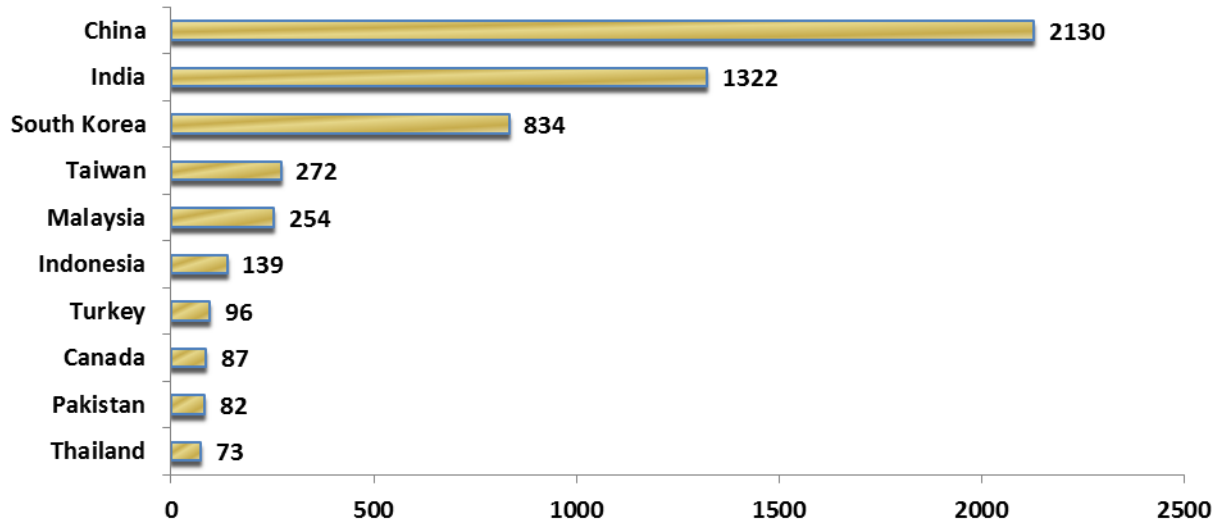
## Total Undergraduate Enrollment



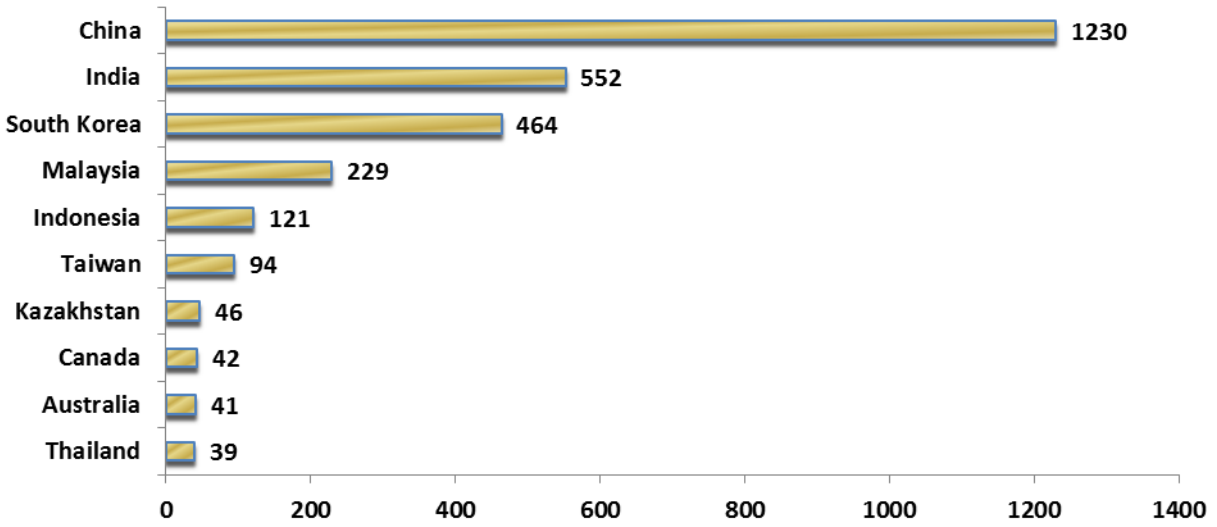
## Total Graduate & Professional Enrollment



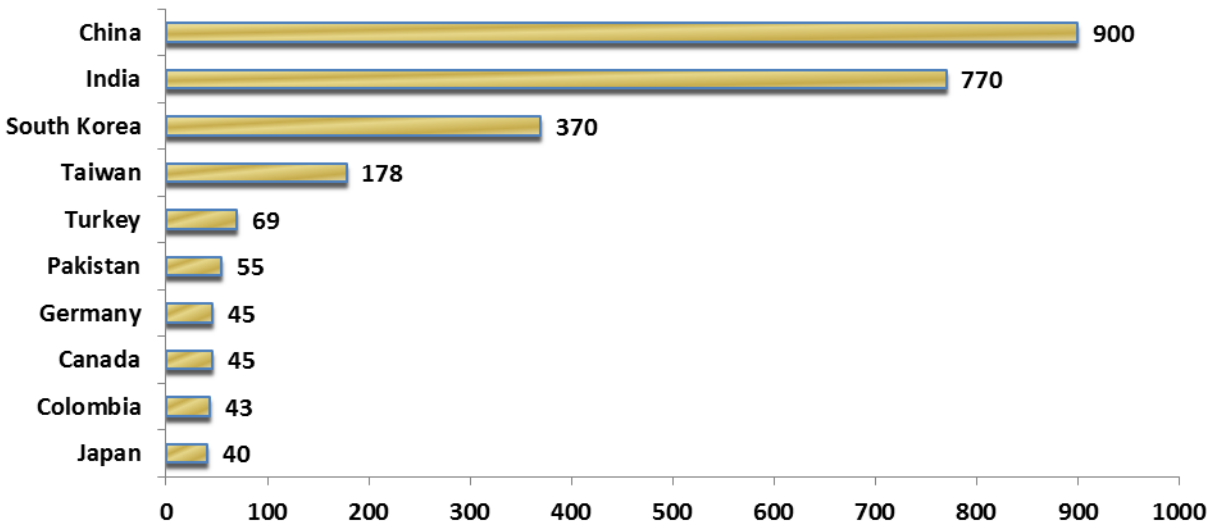
## Top Ten by Total Enrollment



### Top Ten by Undergraduate Enrollment



### Top Ten by Graduate and Professional Enrollment



# Enrollment by Country

Total Enrollment by Country - 124 Countries			
Afghanistan	10	Kyrgyzstan	2
Algeria	1	Latvia	1
Angola	1	Lebanon	22
Antigua and Barbuda	1	Liberia	1
Argentina	15	Libya	3
Armenia	6	Lithuania	1
Australia	46	Macau	2
Austria	2	Macedonia	2
Azerbaijan	1	Malawi	4
Bahamas	1	Malaysia	254
Bahrain	5	Mali	2
Bangladesh	42	Mauritius	1
Belgium	6	Mexico	60
Belize	1	Mongolia	1
Bolivia	12	Morocco	4
Bosnia and Herzegovina	1	Nepal	20
Botswana	1	Netherlands	20
Brazil	36	New Zealand	11
Bulgaria	2	Nicaragua	7
Burma (Myanmar)	6	Niger	3
Cameroon	3	Nigeria	38
Canada	87	Norway	3
Cayman Islands	1	Oman	3
Chile	11	Pakistan	82
China	2130	Palestinian Territories	2
Colombia	53	Panama	30
Costa Rica	16	Peru	18
Cote D'Ivoire	2	Philippines	8
Croatia	3	Poland	4
Cyprus	5	Portugal	2
Czech Republic	5	Qatar	2
Denmark	4	Romania	14
Dominican Republic	7	Russia	12
Ecuador	21	Rwanda	2
Egypt	31	Saint Kitts and Nevis	1
El Salvador	8	Saint Lucia	3
Eritrea	1	Saudi Arabia	27
Ethiopia	7	Senegal	1
Finland	3	Serbia	5
France	42	Singapore	60
Gambia	1	Slovakia	1
Georgia	2	South Africa	5
Germany	68	South Korea	834
Ghana	18	Spain	24
Greece	11	Sri Lanka	33
Grenada	1	Swaziland	1
Guatemala	7	Sweden	6
Haiti	3	Switzerland	6
Honduras	15	Syria	4
Hong Kong	50	Taiwan	272
Hungary	12	Tanzania	2
Iceland	1	Thailand	73
India	1322	Trinidad & Tobago	6
Indonesia	139	Turkey	96
Iran	40	Turkmenistan	2
Ireland	6	Uganda	5
Israel	5	Ukraine	14
Italy	16	United Arab Emirates	21
Jamaica	7	United Kingdom	28
Japan	57	Uzbekistan	1
Jordan	41	Venezuela	14
Kazakhstan	51	Vietnam	33
Kenya	16	Zambia	1
Kuwait	13	Zimbabwe	3
<b>Total</b>			<b>6761</b>

<b>Undergraduate Enrollment by Country</b>			
Angola	1	Kenya	9
Argentina	3	Kuwait	4
Australia	41	Lebanon	4
Austria	2	Macau	1
Bahamas	1	Malaysia	229
Bahrain	4	Mexico	29
Bangladesh	10	Mongolia	1
Belgium	3	Morocco	2
Belize	1	Nepal	4
Bolivia	9	Netherlands	5
Brazil	14	New Zealand	9
Burma (Myanmar)	4	Nicaragua	4
Canada	42	Nigeria	24
Cayman Islands	1	Norway	3
Chile	1	Oman	1
China	1230	Pakistan	27
Colombia	10	Palestinian Territories	1
Costa Rica	4	Panama	24
Croatia	1	Peru	8
Cyprus	4	Philippines	3
Denmark	4	Poland	2
Dominican Republic	1	Portugal	2
Ecuador	8	Saudi Arabia	20
El Salvador	6	Senegal	1
Ethiopia	1	Serbia	2
Finland	2	Singapore	33
France	12	South Africa	2
Germany	23	South Korea	464
Ghana	5	Spain	6
Grenada	1	Sri Lanka	5
Guatemala	6	Sweden	5
Honduras	10	Switzerland	1
Hong Kong	29	Taiwan	94
Hungary	2	Thailand	39
India	552	Turkey	27
Indonesia	121	Uganda	3
Iran	4	United Arab Emirates	18
Ireland	6	United Kingdom	21
Italy	4	Uzbekistan	1
Jamaica	1	Venezuela	10
Japan	17	Vietnam	9
Jordan	15	Zimbabwe	1
Kazakhstan	46		
<b>Total</b>			<b>3420</b>

<b>Graduate &amp; Professional Enrollment by Country</b>			
Afghanistan	10	Lebanon	18
Algeria	1	Liberia	1
Antigua and Barbuda	1	Libya	3
Argentina	12	Lithuania	1
Armenia	6	Macau	1
Australia	5	Macedonia	2
Azerbaijan	1	Malawi	4
Bahrain	1	Malaysia	25
Bangladesh	32	Mali	2
Belgium	3	Mauritius	1
Bolivia	3	Mexico	31
Bosnia and Herzegovina	1	Morocco	2
Botswana	1	Nepal	16
Brazil	22	Netherlands	15
Bulgaria	2	New Zealand	2
Burma (Myanmar)	2	Nicaragua	3
Cameroon	3	Niger	3
Canada	45	Nigeria	14
Chile	10	Oman	2
China	900	Pakistan	55
Colombia	43	Palestinian Territories	1
Costa Rica	12	Panama	6
Cote D'Ivoire	2	Peru	10
Croatia	2	Philippines	5
Cyprus	1	Poland	2
Czech Republic	5	Qatar	2
Dominican Republic	6	Romania	14
Ecuador	13	Russia	12
Egypt	31	Rwanda	2
El Salvador	2	Saint Kitts and Nevis	1
Eritrea	1	Saint Lucia	3
Ethiopia	6	Saudi Arabia	7
Finland	1	Serbia	3
France	30	Singapore	27
Gambia	1	Slovakia	1
Georgia	2	South Africa	3
Germany	45	South Korea	370
Ghana	13	Spain	18
Greece	11	Sri Lanka	28
Guatemala	1	Swaziland	1
Haiti	3	Sweden	1
Honduras	5	Switzerland	5
Hong Kong	21	Syria	4
Hungary	10	Taiwan	178
Iceland	1	Tanzania	2
India	770	Thailand	34
Indonesia	18	Trinidad & Tobago	6
Iran	36	Turkey	69
Israel	5	Turkmenistan	2
Italy	12	Uganda	2
Jamaica	6	Ukraine	14
Japan	40	United Arab Emirates	3
Jordan	26	United Kingdom	7
Kazakhstan	5	Venezuela	4
Kenya	7	Vietnam	24
Kuwait	9	Zambia	1
Kyrgyzstan	2	Zimbabwe	2
Latvia	1		
<b>Total</b>			<b>3341</b>



# New International Student Enrollment by Country

New International Student Enrollment by Country			
Algeria	1	Kazakhstan	21
Argentina	4	Kenya	1
Armenia	2	Kuwait	1
Australia	37	Kyrgyzstan	1
Austria	2	Latvia	1
Bangladesh	8	Lebanon	6
Belgium	1	Malawi	2
Belize	1	Malaysia	63
Bolivia	1	Mexico	22
Botswana	1	Morocco	1
Brazil	9	Nepal	5
Burma (Myanmar)	2	Netherlands	3
Cameroon	1	New Zealand	4
Canada	22	Nigeria	11
Chile	5	Pakistan	12
China	825	Palestinian Territories	1
Colombia	14	Panama	3
Costa Rica	3	Peru	4
Cyprus	2	Philippines	2
Denmark	4	Poland	2
Ecuador	4	Russia	3
Egypt	5	Rwanda	2
El Salvador	1	Saudi Arabia	5
Ethiopia	2	Serbia	1
Finland	2	Singapore	7
France	17	South Korea	201
Germany	33	Spain	7
Ghana	5	Sri Lanka	4
Greece	1	Sweden	5
Haiti	2	Switzerland	1
Honduras	2	Syria	1
Hong Kong	13	Taiwan	67
Hungary	2	Thailand	13
Iceland	1	Turkey	32
India	289	Uganda	2
Indonesia	26	Ukraine	4
Iran	3	United Arab Emirates	1
Ireland	5	United Kingdom	13
Israel	1	Uzbekistan	1
Italy	8	Venezuela	1
Jamaica	2	Vietnam	8
Japan	13	Zimbabwe	1
Jordan	5		
<b>Total</b>			<b>1933</b>

# New International Graduate and Professional Student Enrollment by Country

<b>New International Graduate and Professional Students by Country</b>			
Algeria	1	Jordan	2
Argentina	3	Kazakhstan	1
Armenia	2	Kenya	1
Australia	2	Kuwait	1
Bangladesh	6	Kyrgyzstan	1
Belgium	1	Latvia	1
Bolivia	1	Lebanon	6
Botswana	1	Malawi	2
Brazil	6	Malaysia	2
Burma (Myanmar)	1	Mexico	8
Cameroon	1	Nepal	5
Canada	11	Netherlands	1
Chile	4	New Zealand	1
China	250	Nigeria	4
Colombia	12	Pakistan	7
Costa Rica	2	Palestinian Territories	1
Ecuador	2	Peru	2
Egypt	5	Russia	3
El Salvador	1	Rwanda	2
Ethiopia	1	Singapore	2
France	8	South Korea	62
Germany	15	Spain	5
Ghana	4	Sri Lanka	3
Greece	1	Switzerland	1
Haiti	2	Syria	1
Hong Kong	6	Taiwan	39
Iceland	1	Thailand	4
India	180	Turkey	19
Indonesia	2	Uganda	1
Iran	3	Ukraine	4
Israel	1	United Kingdom	1
Italy	6	Venezuela	1
Jamaica	2	Vietnam	2
Japan	9	Zimbabwe	1
<b>Total</b>			<b>750</b>

# New International Freshmen Enrollment by Country

New International Freshmen by Country			
Argentina	1	Kazakhstan	17
Austria	1	Malaysia	22
Bangladesh	2	Mexico	4
Brazil	1	New Zealand	1
Burma (Myanmar)	1	Nigeria	8
Canada	6	Pakistan	5
Chile	1	Peru	2
China	405	Philippines	2
Colombia	2	Poland	1
Costa Rica	1	Saudi Arabia	4
Cyprus	1	Singapore	3
Ecuador	1	South Korea	116
France	1	Spain	2
Germany	1	Taiwan	23
Honduras	1	Thailand	8
Hong Kong	3	Turkey	8
Hungary	1	Uganda	1
India	103	United Arab Emirates	1
Indonesia	19	United Kingdom	7
Japan	1	Uzbekistan	1
Jordan	2	Vietnam	4
<b>Total</b>			<b>795</b>

# New International Undergraduate Transfer Student Enrollment by Country

<b>New International Undergraduate Transfer Student Enrollment by Country</b>	
Belize	1
Brazil	1
Canada	1
China	140
Ethiopia	1
Finland	1
Ghana	1
Honduras	1
Hong Kong	3
Hungary	1
India	6
Indonesia	5
Kazakhstan	3
Malaysia	38
Mexico	4
Morocco	1
Panama	3
Serbia	1
South Korea	20
Sri Lanka	1
Taiwan	1
Thailand	1
Turkey	1
Vietnam	2
<b>Total</b>	<b>238</b>

# Incoming Study Abroad Student Enrollment by Country

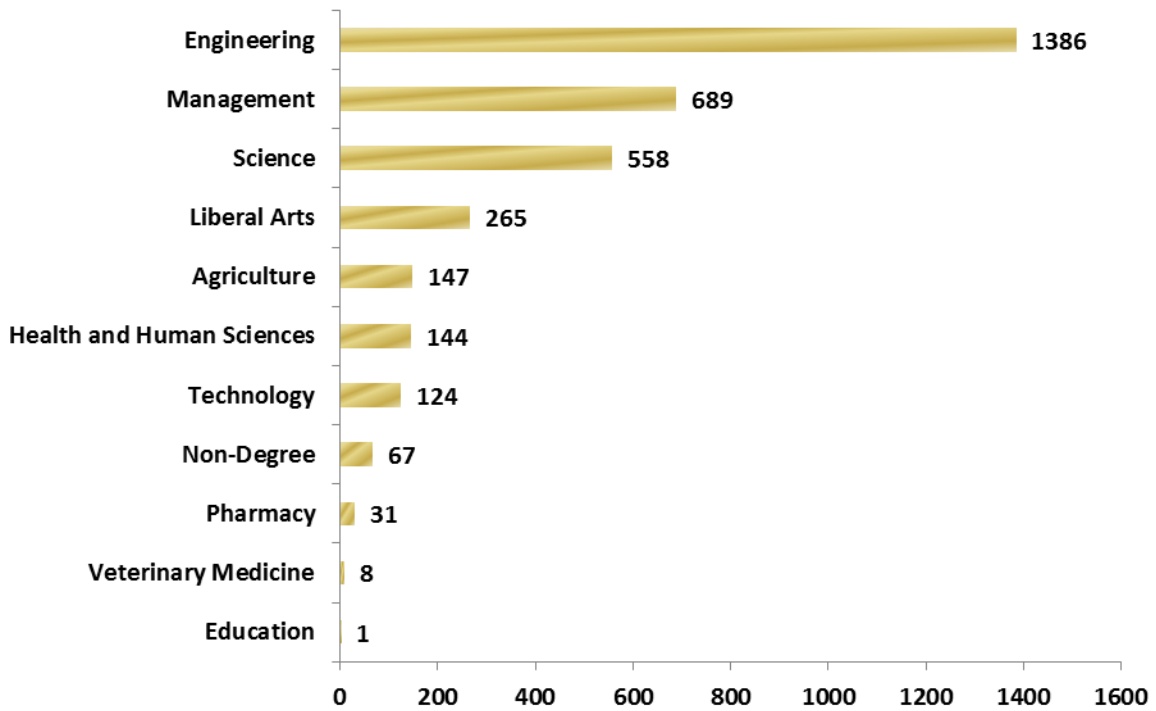
<b>Incoming Undergraduate Study Abroad Student Enrollment by Country</b>	
Australia	35
Austria	1
Brazil	1
Canada	4
China	31
Cyprus	1
Denmark	4
Ecuador	1
Finland	1
France	7
Germany	17
Hong Kong	1
India	1
Ireland	5
Italy	2
Japan	3
Malaysia	1
Mexico	6
Netherlands	2
New Zealand	2
Poland	1
Singapore	2
South Korea	3
Sweden	5
Taiwan	4
Turkey	4
United Kingdom	5
<b>Total</b>	<b>150</b>

# Enrollment by Curricula

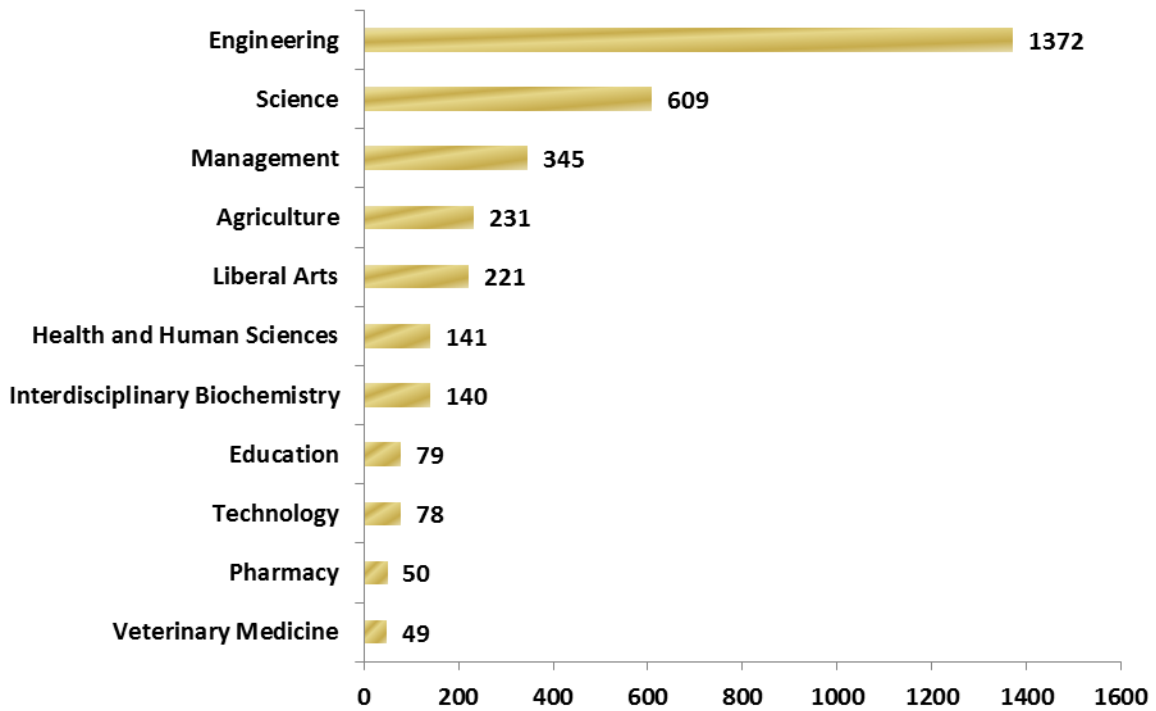
	UNDERGRADUATE	GRADUATE	PROFESSIONAL	Total
<b>Agriculture</b>	147	231	-	<b>378</b>
<b>Education</b>	1	79	-	<b>80</b>
<b>Engineering</b>	1386	1372	-	<b>2758</b>
<b>Health and Human Sciences</b>	144	141	-	<b>285</b>
<b>Interdisciplinary Biochemistry</b>	-	140	-	<b>140</b>
<b>Liberal Arts</b>	265	221	-	<b>486</b>
<b>Management</b>	689	345	-	<b>1034</b>
<b>Non-Degree</b>	67	-	-	<b>67</b>
<b>Pharmacy</b>	31	50	23	<b>104</b>
<b>Science</b>	558	609	-	<b>1167</b>
<b>Technology</b>	124	78	-	<b>202</b>
<b>Veterinary Medicine</b>	8	49	3	<b>60</b>
<b>Total</b>	<b>3420</b>	<b>3315</b>	<b>26</b>	<b>6761</b>

# Enrollment by Curricula

## Total Undergraduate Enrollment by Curricula



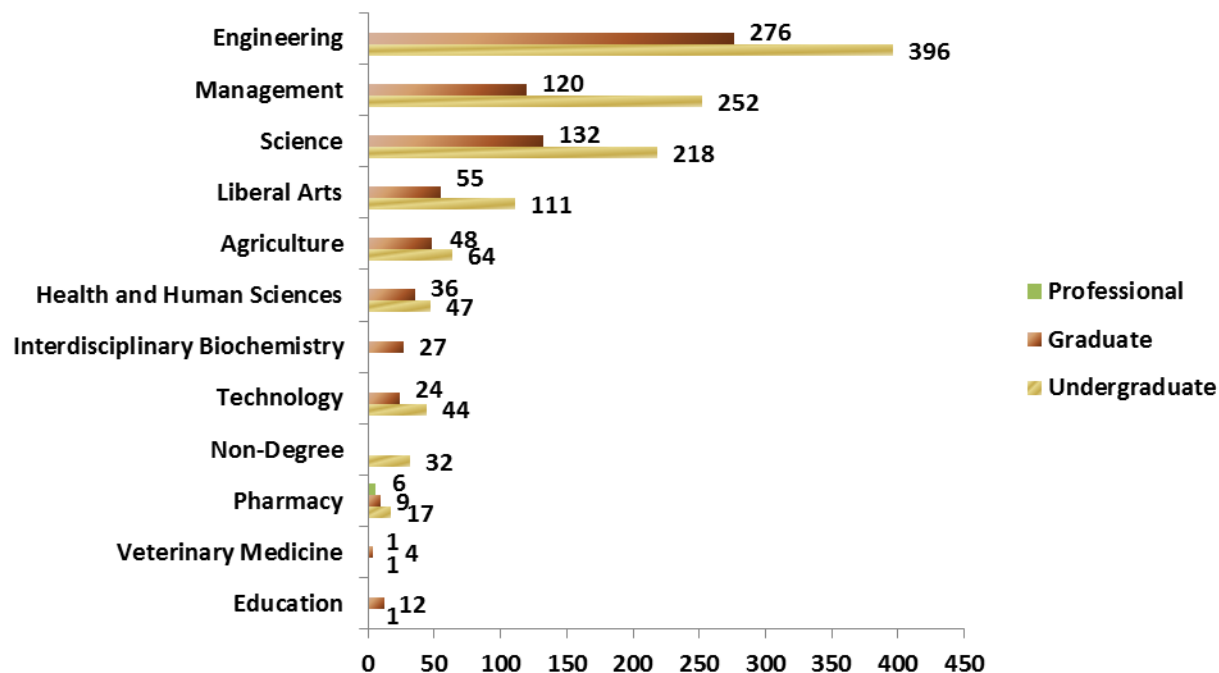
## Total Graduate & Professional Enrollment by Curricula



# New International Student Enrollment by Curricula

School	Undergraduate	Graduate	Professional	Total
Agriculture	64	48	-	112
Education	1	12	-	13
Engineering	396	276	-	672
Health and Human Sciences	47	36	-	83
Interdisciplinary Biochemistry	-	27	-	27
Management	252	120	-	372
Liberal Arts	111	55	-	166
Non-Degree	32	-	-	32
Pharmacy	17	9	6	32
Science	218	132	-	350
Technology	44	24	-	68
Veterinary Medicine	1	4	1	6
<b>Total</b>	<b>1183</b>	<b>743</b>	<b>7</b>	<b>1933</b>

## New International Student Enrollment by Curricula

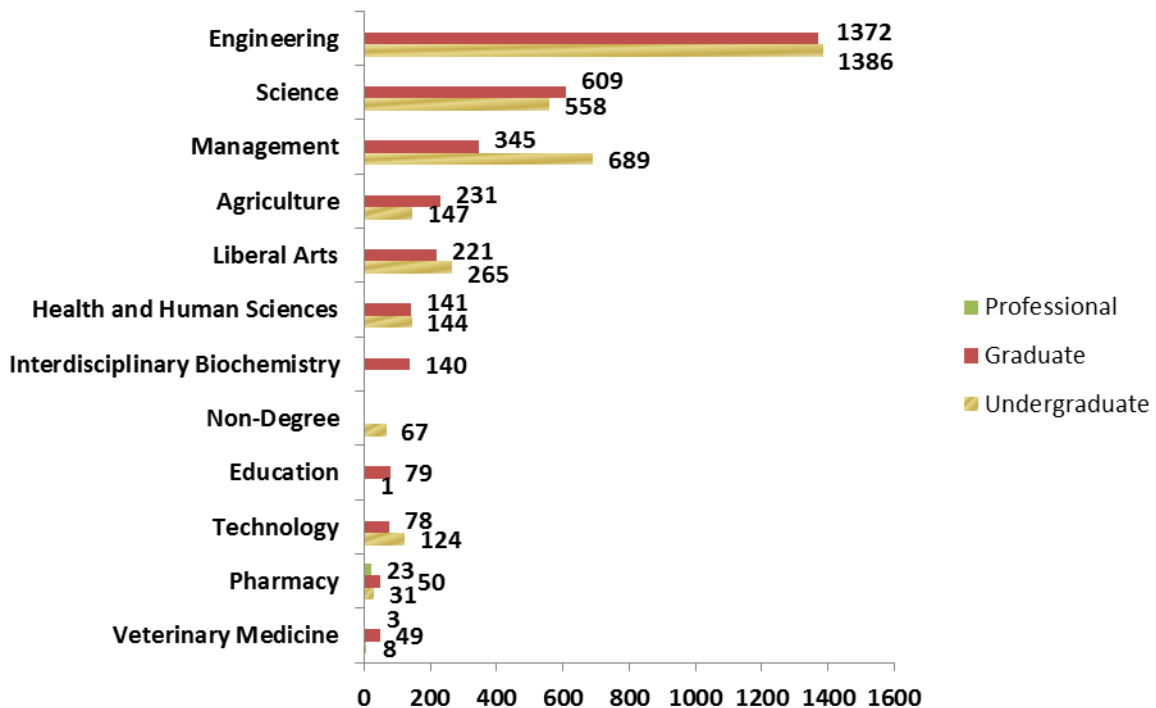




# Total Enrollment by School

	UNDERGRADUATE	GRADUATE	PROFESSIONAL	Total
Agriculture	147	231	-	378
Education	1	79	-	80
Engineering	1386	1372	-	2758
Health and Human Sciences	144	141	-	285
Interdisciplinary Biochemistry	-	140	-	140
Liberal Arts	265	221	-	486
Management	689	345	-	1034
Non-Degree	67	-	-	67
Pharmacy	31	50	23	104
Science	558	609	-	1167
Technology	124	78	-	202
Veterinary Medicine	8	49	3	60
<b>Total</b>	<b>3420</b>	<b>3315</b>	<b>26</b>	<b>6761</b>

## Enrollment by School





## **AGRICULTURE**

	Undergraduate	Graduate	Professional	Total
Afghanistan		9		9
Argentina		3		3
Austria	1			1
Bangladesh		1		1
Belize	1			1
Bolivia		1		1
Botswana		1		1
Brazil	2	2		4
Canada		6		6
Chile		2		2
China	68	81		149
Colombia		6		6
Costa Rica		2		2
Cote D'Ivoire		1		1
Ecuador		5		5
Egypt		2		2
Eritrea		1		1
Ethiopia		4		4
France	4	5		9
Germany	2	3		5
Ghana		2		2
Haiti		1		1
Honduras	1	2		3
Hong Kong	2	2		4
Hungary		1		1
India	6	26		32
Indonesia	18			18
Iran		2		2
Ireland	3			3
Italy		3		3
Jamaica		1		1
Japan	2	1		3
Jordan	1			1
Kazakhstan	2			2
Kenya		1		1
Kuwait		1		1
Lebanon		2		2
Malawi		3		3
Malaysia	6			6
Morocco		1		1
Nepal		2		2
Netherlands	1			1
Niger		2		2



## ***AGRICULTURE, CONTINUED***

	Undergraduate	Graduate	Professional	Total
<b>Nigeria</b>	1	1		2
<b>Pakistan</b>		2		2
<b>Palestinian Territories</b>		1		1
<b>Peru</b>	1	2		3
<b>Philippines</b>	2	2		4
<b>Romania</b>		3		3
<b>Russia</b>		1		1
<b>Singapore</b>	1	1		2
<b>South Korea</b>	16	12		28
<b>Sweden</b>	1	1		2
<b>Taiwan</b>	2	5		7
<b>Thailand</b>	2	6		8
<b>Trinidad &amp; Tobago</b>		1		1
<b>Turkey</b>		4		4
<b>United Kingdom</b>	1			1
<b>Zimbabwe</b>		1		1
<b>Total</b>	<b>147</b>	<b>231</b>		<b>378</b>



<b>EDUCATION</b>				
	<b>Undergraduate</b>	<b>Graduate</b>	<b>Professional</b>	<b>Total</b>
<b>Brazil</b>		1		1
<b>Burma (Myanmar)</b>		1		1
<b>Canada</b>		2		2
<b>China</b>	1	25		26
<b>Colombia</b>		1		1
<b>Dominican Republic</b>		1		1
<b>Egypt</b>		1		1
<b>Honduras</b>		2		2
<b>India</b>		3		3
<b>Jamaica</b>		1		1
<b>Japan</b>		2		2
<b>Kazakhstan</b>		1		1
<b>Lithuania</b>		1		1
<b>Malaysia</b>		1		1
<b>Mexico</b>		1		1
<b>Pakistan</b>		1		1
<b>Russia</b>		2		2
<b>Saint Kitts and Nevis</b>		1		1
<b>South Korea</b>		14		14
<b>Taiwan</b>		9		9
<b>Turkey</b>		7		7
<b>Ukraine</b>		1		1
<b>Total</b>	<b>1</b>	<b>79</b>		<b>80</b>



<b>ENGINEERING</b>				
	<b>Undergraduate</b>	<b>Graduate</b>	<b>Professional</b>	<b>Total</b>
Argentina	2	7		9
Australia	20	4		24
Bahamas	1			1
Bahrain	1			1
Bangladesh	7	21		28
Belgium	1	2		3
Bolivia	1			1
Brazil	3	2		5
Burma (Myanmar)	3	1		4
Cameroon		2		2
Canada	13	17		30
Chile		3		3
China	343	313		656
Colombia	8	14		22
Costa Rica	3	2		5
Cote D'Ivoire		1		1
Croatia	1			1
Cyprus	4			4
Denmark	1			1
Dominican Republic		4		4
Ecuador	4	5		9
Egypt		7		7
El Salvador	3			3
Ethiopia	1			1
France	5	9		14
Germany	10	8		18
Ghana	3	1		4
Greece		8		8
Guatemala	5			5
Honduras	3	1		4
Hong Kong	6	6		12
India	371	414		785
Indonesia	65	10		75
Iran	2	22		24
Israel		4		4
Italy	1	7		8
Jamaica	1	1		2
Japan	6	7		13
Jordan	11	16		27
Kazakhstan	21	3		24
Kenya	4			4
Kuwait	3	4		7
Lebanon	3	9		12
Libya		3		3
Malaysia	109	13		122
Mauritius		1		1
Mexico	24	12		36
Mongolia	1			1
Morocco	2	1		3
Nepal	3	3		6
New Zealand	2			2
Nicaragua	2	1		3



## ***ENGINEERING, CONTINUED***

	<b>Undergraduate</b>	<b>Graduate</b>	<b>Professional</b>	<b>Total</b>
<b>Niger</b>		1		1
<b>Nigeria</b>	14	8		22
<b>Norway</b>	2			2
<b>Oman</b>	1			1
<b>Pakistan</b>	13	40		53
<b>Palestinian Territories</b>	1			1
<b>Panama</b>	16	6		22
<b>Peru</b>	7	5		12
<b>Russia</b>		2		2
<b>Rwanda</b>		2		2
<b>Saint Lucia</b>		1		1
<b>Saudi Arabia</b>	13	3		16
<b>Singapore</b>	16	6		22
<b>South Africa</b>		3		3
<b>South Korea</b>	115	172		287
<b>Spain</b>	3	6		9
<b>Sri Lanka</b>	4	7		11
<b>Switzerland</b>		1		1
<b>Taiwan</b>	20	79		99
<b>Tanzania</b>		1		1
<b>Thailand</b>	22	12		34
<b>Trinidad &amp; Tobago</b>		2		2
<b>Turkey</b>	21	25		46
<b>Uganda</b>	3	1		4
<b>Ukraine</b>		2		2
<b>United Arab Emirates</b>	14	1		15
<b>United Kingdom</b>	7	2		9
<b>Venezuela</b>	6	2		8
<b>Vietnam</b>	5	13		18
<b>Total</b>	<b>1386</b>	<b>1372</b>		<b>2758</b>



## ***HEALTH and HUMAN SCIENCES***

	Undergraduate	Graduate	Professional	Total
Australia	3			3
Austria	1			1
Bangladesh		1		1
Bolivia	1			1
Brazil	1			1
Canada	5	6		11
China	53	51		104
Croatia		1		1
Germany	1	1		2
Ghana		1		1
Guatemala	1			1
Honduras	2			2
Hong Kong	4	2		6
India	6	13		19
Indonesia	3			3
Iran	1			1
Jamaica		1		1
Japan	2	3		5
Kenya	1			1
Latvia		1		1
Malaysia	1	2		3
Mexico		1		1
Netherlands		1		1
New Zealand	3			3
Nigeria	2			2
Norway	1			1
Oman		1		1
Pakistan	1			1
Russia		1		1
Saint Lucia		1		1
Serbia		1		1
Singapore	2	2		4
South Korea	38	33		71
Sri Lanka		1		1
Sweden	1			1
Taiwan	5	12		17
Thailand	1	1		2
Turkey	1	2		3
Ukraine		1		1
United Kingdom	2			2
Zimbabwe	1			1
<b>Total</b>	<b>144</b>	<b>141</b>		<b>285</b>



## ***INTERDISCIPLINARY BIOCHEMISTRY***

	<b>Undergraduate</b>	<b>Graduate</b>	<b>Professional</b>	<b>Total</b>
<b>Afghanistan</b>		1		1
<b>Bangladesh</b>		2		2
<b>Canada</b>		3		3
<b>China</b>		49		49
<b>Colombia</b>		2		2
<b>Egypt</b>		3		3
<b>Germany</b>		1		1
<b>India</b>		17		17
<b>Iran</b>		1		1
<b>Israel</b>		1		1
<b>Jamaica</b>		1		1
<b>Japan</b>		2		2
<b>Jordan</b>		2		2
<b>Kuwait</b>		2		2
<b>Lebanon</b>		2		2
<b>Mali</b>		1		1
<b>Mexico</b>		1		1
<b>Nepal</b>		4		4
<b>Oman</b>		1		1
<b>Philippines</b>		1		1
<b>Qatar</b>		2		2
<b>Saudi Arabia</b>		2		2
<b>Singapore</b>		13		13
<b>South Korea</b>		9		9
<b>Switzerland</b>		1		1
<b>Syria</b>		3		3
<b>Taiwan</b>		8		8
<b>Trinidad &amp; Tobago</b>		1		1
<b>Turkey</b>		4		4
<b>Total</b>		<b>140</b>		<b>140</b>






<b>LIBERAL ARTS</b>				
	<b>Undergraduate</b>	<b>Graduate</b>	<b>Professional</b>	<b>Total</b>
<b>Antigua and Barbuda</b>		1		1
<b>Argentina</b>		1		1
<b>Armenia</b>		2		2
<b>Australia</b>	9			9
<b>Bahrain</b>	2			2
<b>Bangladesh</b>		2		2
<b>Belgium</b>	1			1
<b>Bolivia</b>	2			2
<b>Bosnia and Herzegovina</b>		1		1
<b>Brazil</b>		9		9
<b>Canada</b>	11	3		14
<b>Chile</b>	1	2		3
<b>China</b>	81	46		127
<b>Colombia</b>	1	7		8
<b>Czech Republic</b>		1		1
<b>Denmark</b>	1			1
<b>Ecuador</b>		2		2
<b>Egypt</b>		1		1
<b>El Salvador</b>	2	1		3
<b>Finland</b>		1		1
<b>France</b>		6		6
<b>Germany</b>	2	4		6
<b>Ghana</b>		3		3
<b>Guatemala</b>		1		1
<b>Honduras</b>	2			2
<b>Hong Kong</b>	4	1		5
<b>Hungary</b>	2			2
<b>India</b>	19	20		39
<b>Indonesia</b>	2	2		4
<b>Iran</b>	1			1
<b>Italy</b>	1			1
<b>Japan</b>	2	16		18
<b>Jordan</b>		3		3
<b>Kazakhstan</b>	1			1
<b>Kenya</b>	1	1		2
<b>Kuwait</b>		1		1
<b>Kyrgyzstan</b>		1		1
<b>Lebanon</b>		2		2
<b>Macedonia</b>		1		1
<b>Malaysia</b>	1	1		2
<b>Mali</b>		1		1
<b>Mexico</b>	1	2		3
<b>Netherlands</b>	1			1
<b>New Zealand</b>	2	1		3
<b>Nicaragua</b>	1			1
<b>Nigeria</b>	1	1		2




## ***LIBERAL ARTS, CONTINUED***

	<b>Undergraduate</b>	<b>Graduate</b>	<b>Professional</b>	<b>Total</b>
<b>Pakistan</b>	4			4
<b>Panama</b>	2			2
<b>Peru</b>		1		1
<b>Romania</b>		5		5
<b>Saint Lucia</b>		1		1
<b>Saudi Arabia</b>	1	1		2
<b>Serbia</b>	2			2
<b>Singapore</b>	2	3		5
<b>South Korea</b>	78	28		106
<b>Spain</b>	1	8		9
<b>Sri Lanka</b>		1		1
<b>Taiwan</b>	11	7		18
<b>Thailand</b>	3	1		4
<b>Turkey</b>	2	9		11
<b>Turkmenistan</b>		2		2
<b>Ukraine</b>		2		2
<b>United Arab Emirates</b>		1		1
<b>United Kingdom</b>	3	1		4
<b>Venezuela</b>		1		1
<b>Vietnam</b>	1	1		2
<b>Total</b>	<b>265</b>	<b>221</b>		<b>486</b>



<b>MANAGEMENT</b>				
	<b>Undergraduate</b>	<b>Graduate</b>	<b>Professional</b>	<b>Total</b>
Armenia		1		1
Australia	6			6
Azerbaijan		1		1
Bahrain		1		1
Bangladesh	1			1
Bolivia	1	1		2
Brazil	2			2
Bulgaria		1		1
Burma (Myanmar)	1			1
Canada	9	4		13
Cayman Islands	1			1
Chile		1		1
China	372	56		428
Colombia	1	4		5
Czech Republic		2		2
Denmark	2			2
Dominican Republic		1		1
Ecuador	1			1
Egypt		1		1
El Salvador	1	1		2
Ethiopia		2		2
Finland	1			1
France	1	1		2
Germany	4	27		31
Honduras	1			1
Hong Kong	3	2		5
Hungary		8		8
India	69	93		162
Indonesia	15	1		16
Iran		1		1
Ireland	1			1
Italy	2			2
Japan	3	3		6
Jordan	2			2
Kazakhstan	4			4
Kuwait	1	1		2
Kyrgyzstan		1		1
Lebanon		1		1
Macau	1			1
Malaysia	16	1		17
Mexico	2	3		5
Nepal	1			1
Netherlands	2	14		16
New Zealand	2	1		3
Nicaragua		2		2
Nigeria	1			1
Pakistan	8	3		11

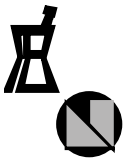


## **MANAGEMENT, CONTINUED**

	<b>Undergraduate</b>	<b>Graduate</b>	<b>Professional</b>	<b>Total</b>
<b>Philippines</b>	1			1
<b>Poland</b>	1	1		2
<b>Portugal</b>	2			2
<b>Romania</b>		2		2
<b>Russia</b>		4		4
<b>Saudi Arabia</b>	1			1
<b>Singapore</b>	6			6
<b>South Africa</b>	2			2
<b>South Korea</b>	98	46		144
<b>Spain</b>		2		2
<b>Sri Lanka</b>	1	1		2
<b>Sweden</b>	2			2
<b>Switzerland</b>		1		1
<b>Syria</b>		1		1
<b>Taiwan</b>	24	28		52
<b>Thailand</b>	4	5		9
<b>Turkey</b>		4		4
<b>Ukraine</b>		5		5
<b>United Arab Emirates</b>	2			2
<b>United Kingdom</b>	3	2		5
<b>Venezuela</b>	3	1		4
<b>Vietnam</b>	1	2		3
<b>Total</b>	<b>689</b>	<b>345</b>		<b>1034</b>



<b><i>NON-DEGREE</i></b>				
	<b>Undergraduate</b>	<b>Graduate</b>	<b>Professional</b>	<b>Total</b>
<b>Brazil</b>	4			4
<b>China</b>	2			2
<b>Dominican Republic</b>	1			1
<b>Kenya</b>	1			1
<b>South Korea</b>	1			1
<b>Angola</b>	1			1
<b>China</b>	21			21
<b>Honduras</b>	1			1
<b>Hong Kong</b>	1			1
<b>India</b>	7			7
<b>Indonesia</b>	1			1
<b>Nicaragua</b>	1			1
<b>Nigeria</b>	1			1
<b>South Korea</b>	14			14
<b>Taiwan</b>	8			8
<b>United Arab Emirates</b>	1			1
<b>Vietnam</b>	1			1
<b>Total</b>	<b>67</b>			<b>67</b>



<b>PHARMACY</b>				
	<b>Undergraduate</b>	<b>Graduate</b>	<b>Professional</b>	<b>Total</b>
<b>Argentina</b>		1		1
<b>Australia</b>			1	1
<b>Bangladesh</b>			2	2
<b>Brazil</b>		1		1
<b>Canada</b>			1	1
<b>China</b>	10	15		25
<b>Egypt</b>		4		4
<b>Gambia</b>			1	1
<b>Ghana</b>		1	1	2
<b>India</b>	3	12	4	19
<b>Indonesia</b>			1	1
<b>Iran</b>		1		1
<b>Jordan</b>			1	1
<b>Malaysia</b>		1	1	2
<b>Nepal</b>		1		1
<b>Nigeria</b>		2	1	3
<b>Pakistan</b>		1		1
<b>Russia</b>		1		1
<b>South Korea</b>	16	2	9	37
<b>Taiwan</b>	1	3		4
<b>Thailand</b>	1	2		3
<b>Uganda</b>		1		1
<b>Vietnam</b>		1		1
<b>Total</b>	<b>31</b>	<b>50</b>	<b>23</b>	<b>114</b>



School of Science

<b>SCIENCE</b>				
	<b>Undergraduate</b>	<b>Graduate</b>	<b>Professional</b>	<b>Total</b>
<b>Algeria</b>		1		1
<b>Argentina</b>	1			1
<b>Armenia</b>		3		3
<b>Bahrain</b>	1			1
<b>Bangladesh</b>	1	3		4
<b>Belgium</b>		1		1
<b>Bolivia</b>	2	1		3
<b>Brazil</b>	1	5		6
<b>Bulgaria</b>		1		1
<b>Cameroon</b>		1		1
<b>Canada</b>	1	2		3
<b>Chile</b>		2		2
<b>China</b>	256	234		490
<b>Colombia</b>		6		6
<b>Costa Rica</b>		8		8
<b>Croatia</b>		1		1
<b>Cyprus</b>		1		1
<b>Czech Republic</b>		1		1
<b>Ecuador</b>	1			1
<b>Egypt</b>		12		12
<b>France</b>	2	5		7
<b>Georgia</b>		2		2
<b>Ghana</b>	2	3		5
<b>Greece</b>		3		3
<b>Haiti</b>		2		2
<b>Hong Kong</b>	8	7		15
<b>Iceland</b>		1		1
<b>India</b>	46	130		176
<b>Indonesia</b>	13	2		15
<b>Iran</b>		7		7
<b>Italy</b>		1		1
<b>Jamaica</b>		1		1
<b>Japan</b>	2	4		6
<b>Jordan</b>	1	2		3
<b>Kazakhstan</b>	16	1		17
<b>Kenya</b>	2	4		6
<b>Lebanon</b>	1	2		3
<b>Liberia</b>		1		1
<b>Macau</b>		1		1
<b>Macedonia</b>		1		1
<b>Malawi</b>		1		1
<b>Malaysia</b>	86	2		88
<b>Mexico</b>	1	9		10
<b>Nepal</b>		5		5
<b>Nigeria</b>	3	1		4
<b>Pakistan</b>		6		6



School of Science

<b><i>SCIENCE, CONTINUED</i></b>				
	<b>Undergraduate</b>	<b>Graduate</b>	<b>Professional</b>	<b>Total</b>
<b>Panama</b>	6			6
<b>Peru</b>		1		1
<b>Philippines</b>		2		2
<b>Poland</b>		1		1
<b>Romania</b>		3		3
<b>Russia</b>		1		1
<b>Saudi Arabia</b>	2	1		3
<b>Singapore</b>	3	2		5
<b>Slovakia</b>		1		1
<b>South Korea</b>	69	33		102
<b>Spain</b>	1	2		3
<b>Sri Lanka</b>		16		16
<b>Swaziland</b>		1		1
<b>Sweden</b>	1			1
<b>Switzerland</b>		1		1
<b>Taiwan</b>	18	21		39
<b>Tanzania</b>		1		1
<b>Thailand</b>	3	7		10
<b>Trinidad &amp; Tobago</b>		1		1
<b>Turkey</b>	2	14		16
<b>Ukraine</b>		3		3
<b>United Kingdom</b>	3	1		4
<b>Uzbekistan</b>	1			1
<b>Venezuela</b>	1			1
<b>Vietnam</b>	1	7		8
<b>Zambia</b>		1		1
<b>Zimbabwe</b>		1		1
<b>Total</b>	<b>558</b>	<b>609</b>		<b>1167</b>





## **TECHNOLOGY**

	Undergraduate	Graduate	Professional	Total
Australia	3			3
Bangladesh	1			1
Belgium	1			1
Bolivia	2			2
Brazil	1	1		2
China	23	20		43
Colombia		3		3
Costa Rica	1			1
Czech Republic		1		1
Ecuador	1	1		2
Finland	1			1
France		1		1
Germany	4	1		5
Ghana		1		1
Hong Kong	1	1		2
India	25	31		56
Indonesia	4	2		6
Iran		1		1
Ireland	2			2
Kazakhstan	2			2
Malaysia	10	1		11
Mexico	1	2		3
Netherlands	1			1
Nigeria	1			1
Pakistan	1	2		3
Peru		1		1
Poland	1			1
Saudi Arabia	3			3
Senegal	1			1
Serbia		2		2
South Korea	19	2		21
Spain	1			1
Sri Lanka		2		2
Switzerland	1			1
Taiwan	5	1		6
Thailand	3			3
Turkey	1			1
United Arab Emirates	1	1		2
United Kingdom	2			2
<b>Total</b>	<b>124</b>	<b>78</b>		<b>202</b>



<b>VETERINARY MEDICINE</b>				
	<b>Undergraduate</b>	<b>Graduate</b>	<b>Professional</b>	<b>Total</b>
<b>Brazil</b>		1		1
<b>Canada</b>	3		1	4
<b>China</b>		9	1	10
<b>Ecuador</b>	1			1
<b>France</b>		3		3
<b>Grenada</b>	1			1
<b>Hungary</b>		1		1
<b>India</b>		7		7
<b>Iran</b>		1		1
<b>Italy</b>		1		1
<b>Japan</b>		1	1	2
<b>Jordan</b>		2		2
<b>Kenya</b>		1		1
<b>Malaysia</b>		2		2
<b>Nepal</b>		1		1
<b>Romania</b>		1		1
<b>Singapore</b>	3			3
<b>South Korea</b>		10		10
<b>Switzerland</b>		1		1
<b>Taiwan</b>		5		5
<b>Trinidad &amp; Tobago</b>		1		1
<b>United Kingdom</b>		1		1
<b>Total</b>	<b>8</b>	<b>49</b>	<b>3</b>	<b>60</b>

# Enrollment by Region

	Undergraduate	Graduate	Professional	Total
<b>AFRICA</b>	49	106	3	<b>158</b>
<b>ASIA</b>	2919	2536	19	<b>5474</b>
<b>EUROPE</b>	133	297		430
<b>LATIN AMERICA &amp; CARIBBEAN</b>	152	203		355
<b>MIDDLE EAST</b>	75	124	1	200
<b>NORTH AMERICA</b>	42	43	2	<b>87</b>
<b>OCEANIA</b>	50	6	1	<b>57</b>
<b>TOTAL</b>	<b>3420</b>	<b>3315</b>	<b>26</b>	<b>6761</b>



## AFRICA

Undergraduate	49
Graduate	106
Professional	3
Total	158

	Undergraduate	Graduate	Professional	Total		Undergraduate	Graduate	Professional	Total
<b>Algeria</b>		1		1	<b>Mali</b>		2		2
<b>Angola</b>	1			1	<b>Mauritius</b>		1		1
<b>Botswana</b>		1		1	<b>Morocco</b>	2	2		4
<b>Cameroon</b>		3		3	<b>Niger</b>		3		3
<b>Cote D'Ivoire</b>		2		2	<b>Nigeria</b>	24	13	1	38
<b>Egypt</b>		31		31	<b>Rwanda</b>		2		2
<b>Eritrea</b>		1		1	<b>Senegal</b>	1			1
<b>Ethiopia</b>	1	6		7	<b>South Africa</b>	2	3		5
<b>Gambia</b>			1	1	<b>Swaziland</b>		1		1
<b>Ghana</b>	5	12	1	18	<b>Tanzania</b>		2		2
<b>Kenya</b>	9	7		16	<b>Uganda</b>	3	2		5
<b>Liberia</b>		1		1	<b>Zambia</b>		1		1
<b>Libya</b>		3		3	<b>Zimbabwe</b>	1	2		3
<b>Malawi</b>		4		4					



# ASIA

Undergraduate	2919
Graduate	2536
Professional	19
Total	5474

	<i>Undergraduate</i>	<i>Graduate</i>	<i>Professional</i>	<i>Total</i>		<i>Undergraduate</i>	<i>Graduate</i>	<i>Professional</i>	<i>Total</i>
<b>Bangladesh</b>	10	30	2	42	<b>Nepal</b>	4	16		20
<b>Burma (Myanmar)</b>	4	2		6	<b>Pakistan</b>	27	55		82
<b>China</b>	1230	899	1	2130	<b>Philippines</b>	3	5		8
<b>Hong Kong</b>	29	21		50	<b>Singapore</b>	33	27		60
<b>India</b>	552	766	4	1322	<b>South Korea</b>	464	361	9	834
<b>Indonesia</b>	121	17	1	139	<b>Sri Lanka</b>	5	28		33
<b>Japan</b>	17	39	1	57	<b>Taiwan</b>	94	178		272
<b>Kazakhstan</b>	46	5		51	<b>Thailand</b>	39	34		73
<b>Kyrgyzstan</b>		2		2	<b>Turkmenistan</b>		2		2
<b>Macau</b>	1	1		2	<b>Uzbekistan</b>	1			1
<b>Malaysia</b>	229	24	1	254	<b>Vietnam</b>	9	24		33
<b>Mongolia</b>	1			1					



# EUROPE

Undergraduate	133
Graduate	297
Professional	0
Total	430

	Undergraduate	Graduate	Professional	Total		Under-graduate	Graduate	Professional	Total
Armenia		6		6	Latvia		1		1
Austria	2			2	Lithuania		1		1
Azerbaijan		1		1	Macedonia		2		2
Belgium	3	3		6	Netherlands	5	15		20
Bosnia and Herzegovina		1		1	Norway	3			3
Bulgaria		2		2	Poland	2	2		4
Croatia	1	2		3	Portugal	2			2
Czech Republic		5		5	Romania		14		14
Denmark	4			4	Russia		12		12
Finland	2	1		3	Serbia	2	3		5
France	12	30		42	Slovakia		1		1
Georgia		2		2	Spain	6	18		24
Germany	23	45		68	Sweden	5	1		6
Greece		11		11	Switzerland	1	5		6
Hungary	2	10		12	Turkey	27	69		96
Iceland		1		1	Ukraine		14		14
Ireland	6			6	United Kingdom	21	7		28
Italy	4	12		16					



# LATIN AMERICA & CARIBBEAN

Undergraduate	152
Graduate	203
Professional	0
Total	355

	Undergraduate	Graduate	Professional	Total		Undergraduate	Graduate	Professional	Total
<b>Antigua and Barbuda</b>		1		1	<b>Grenada</b>	1			1
<b>Argentina</b>	3	12		15	<b>Guatemala</b>	6	1		7
<b>Bahamas</b>	1			1	<b>Haiti</b>		3		3
<b>Belize</b>	1			1	<b>Honduras</b>	10	5		15
<b>Bolivia</b>	9	3		12	<b>Jamaica</b>	1	6		7
<b>Brazil</b>	14	22		36	<b>Mexico</b>	29	31		60
<b>Cayman Islands</b>	1			1	<b>Nicaragua</b>	4	3		7
<b>Chile</b>	1	10		11	<b>Panama</b>	24	6		30
<b>Colombia</b>	10	43		53	<b>Peru</b>	8	10		18
<b>Costa Rica</b>	4	12		16	<b>Saint Kitts and Nevis</b>		1		1
<b>Dominican Republic</b>	1	6		7	<b>Saint Lucia</b>		3		3
<b>Ecuador</b>	8	13		21	<b>Trinidad &amp; Tobago</b>		6		6
<b>El Salvador</b>	6	2		8	<b>Venezuela</b>	10	4		14



# MIDDLE EAST

Undergraduate	75
Graduate	124
Professional	1
<b>Total</b>	<b>200</b>

	<i>Undergraduate</i>	<i>Graduate</i>	<i>Professional</i>	<i>Total</i>		<i>Undergraduate</i>	<i>Graduate</i>	<i>Professional</i>	<i>Total</i>
<b>Afghanistan</b>		10		10	<b>Lebanon</b>	4	18		22
<b>Bahrain</b>	4	1		5	<b>Oman</b>	1	2		3
					<b>Palestinian Territories</b>	1	1		2
<b>Cyprus</b>	4	1		5	<b>Qatar</b>		2		2
<b>Iran</b>	4	36		40	<b>Saudi Arabia</b>	20	7		27
<b>Israel</b>		5		5	<b>Syria</b>		4		4
<b>Jordan</b>	15	25	1	41	<b>United Arab Emirates</b>	18	3		21
<b>Kuwait</b>	4	9		13					



# NORTH AMERICA

Undergraduate	42
Graduate	43
Professional	2
Total	87

	Undergraduate	Graduate	Professional	Total
CANADA	42	43	2	87





# OCEANIA

Undergraduate	50
Graduate	6
Professional	1
Total	57

	Undergraduate	Graduate	Professional	Total
AUSTRALIA	41	4	1	46
NEW ZEALAND	9	2		11

# International Faculty and Staff

<b>Areas</b>	<b>Count</b>	<b>Areas</b>	<b>Count</b>
Agriculture	61	Letters	9
Biological and Biomedical Sciences	54	Library Science	1
Business and Management	25	Mathematics	33
Computer and Information Sciences	32	Physical Sciences	79
Education	15	Psychology	4
Engineering	145	Social Sciences	1
Family and Consumer Sciences	17	Visual and Performing Arts	2
Foreign Languages and Literature	4	Other	19
Health Sciences	40		
<b>Total</b>			<b>541</b>

Note: Areas listed correspond to Institute of International Education (IIE) reporting guidelines.

# International Faculty and Staff by Country

COUNTRY	COUNT	COUNTRY	COUNT
Argentina	2	Japan	13
Australia	5	Malaysia	2
Austria	3	Mexico	2
Bangladesh	1	Nepal	1
Belarus	2	Netherlands	1
Belgium	2	New Zealand	1
Benin	1	Nigeria	3
Brazil	13	Pakistan	4
Cameroon	1	Palestinian Territories	1
Canada	16	Panama	1
Chile	1	Peru	1
China	184	Poland	2
Colombia	5	Romania	2
Czech Republic	2	Russia	11
Denmark	2	Serbia	1
Egypt	4	Singapore	2
Ethiopia	1	South Africa	3
France	14	South Korea	65
Germany	14	Spain	9
Ghana	3	Sri Lanka	2
Greece	2	Sweden	5
Honduras	2	Switzerland	4
Hong Kong	1	Taiwan	6
Hungary	1	Thailand	4
India	69	Tunisia	1
Indonesia	3	Turkey	4
Iran	3	Ukraine	2
Israel	4	United Kingdom	9
Italy	17	Vietnam	1
<b>Total</b>		<b>541</b>	

## Grand Totals

<b>UNDERGRADUATE STUDENTS</b>	<b>3420</b>
<b>GRADUATE STUDENTS</b>	<b>3315</b>
<b>PROFESSIONAL STUDENTS</b>	<b>26</b>
<b>FACULTY &amp; STAFF</b>	<b>541</b>
<b><i>TOTAL</i></b>	<b><i>7302</i></b>