

Connect United Airlines and SAP Concur

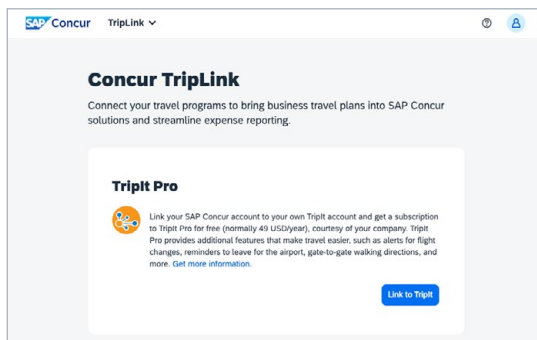
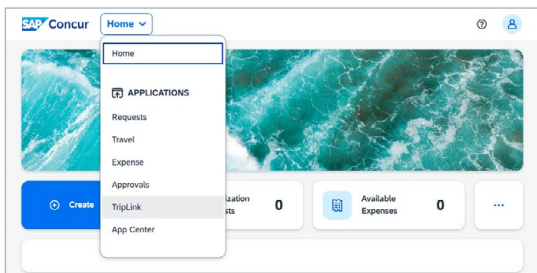
In Partnership With



How to connect your SAP Concur account with your United Airlines Mileage Plus account with Concur TripLink.

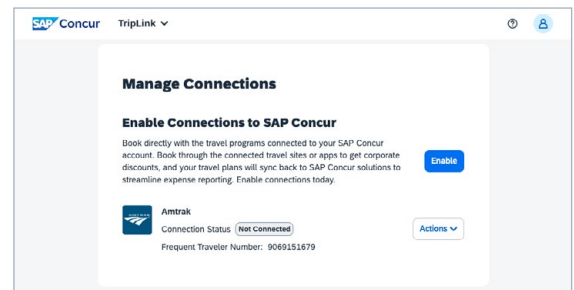
1 Visit the Concur TripLink hub

Sign into the web version of your SAP Concur solution. In the main navigation menu, select TripLink. Please have your frequent traveler numbers on hand before you get started.




2 Enable travel partner integrations

In the Available Programs section, click **enable** to link Concur TripLink travel partners to your SAP Concur account. You can add frequent traveler numbers and manage these connections.



3 Add your United Airlines MileagePlus number

By the United Airlines tile, click **add** to enter your Mileage Plus number.



Add Program

Add the frequent traveler number associated with your United account.

Frequent Traveler Number 0/60

Cancel Save

